





Prof. Ain. Hence, Prof. Ain teleport his Charabom mount to help them to destroy the Minimini machine. Bomberman and Max have to come across 5 different factories in order to make themselves return to original size and varnish the Beard group.

\*\*\*\*\*

```

|_|| \ ===== |_|| \
| | | [ ] |          SECTION 1.2a [CNTL]
| | | | ;_ /          Basic Controls
\_____/|_ |          \_____/|_ |

```

\*\*\*\*\*

```

|_|^|_| [A] Set bomb
|< o >| Control movement
-|v|- [B] activate remote bomb/
- activate Charabom abilities

```

```

[___ L ___] [___ R ___] switch/view Charabom

```

```

[SELECT] show option menu [START] Pause game

```

\*\*\*\*\*

```

|_|| \ ===== |_|| \
| | | [ ] |          SECTION 1.2b [ITMS]
| | | | ;_ /          Basic Items
\_____/|_ |          \_____/|_ |

```

\*\*\*\*\*

Name	Description	Attributes
Fire	Increase the bomb power by 1 tile	Bomberman
+Bomb	Increase the no. of available bomb by 1	Bomberman
Blue skater	Increase the moving speed by 1	Bomberman
Geta(wooden slipper)	Decrease the moving speed by 1	Bomberman
Remote bomb	Enable to remote bomb on available bombs	Bomberman
Life jacket	Enable invisible for 15 secs	Bomberman
Love	Enable 1 time scarecrow protection	Bomberman
+Life	Increase the life by 1	Bomberman
Sword	Increase the attack power by 1	Charabom
Shield	Increase the defend point by 1	Charabom
Star	Increase the special point by 1	Charabom

```
|Orange Roller      |Increase the moving speed by 1      | Charabom      |
+-----+-----+-----+-----+-----+-----+-----+-----+
```

```
*****
```

```

|_  ||  \  =====  |_  ||  \
- |  ||  [] |          SECTION 1.2c [CRBM]
| |  ||  ;_ /          Charabom
\_  ||  /|_ |  =====  \_  ||  /|_ |

```

```
*****
```

Charabom is a riding mount with some abilities that will help out Bomber Max during his mission. Various Charaboms and their abilities will be discuss further under Section 2.2 Charabom(CBM2) or you can visit Luigifan18 (a.k.a. Matthew Bradley) <http://www.gamefaqs.com/portable/gbadvance/file/561629/55835> for more detailed guides. Charabom is able to take part in special event on bonuses and will discuss further under Section 2.3 Bonuses(BNS).

```
*****
```

```

|_  ||  \  =====  |_  ||  \
- |  ||  [] |          SECTION 2.1 [WLK]
| |  ||  ;_ /          walkthrough
\_  ||  /|_ |  =====  \_  ||  /|_ |

```

```
*****
```

```
!!!!!!!!!!!!!!!!!!!!
!The Garden Stage!
!!!!!!!!!!!!!!!!!!!!
```

```
=====
1 - 01
=====
```

Target : retrieve the Charabom  
Remarks : Have bomber MAX, step on the red and yellow box to retrieve mount Charabom DRAGON.  
Item : fire, +bomb, blue skater, geta  
Chara item : shield, sword, star, roller --- all items are of random occurrence  
Finishing : Game over - if time ends 0:00  
Left Portal - move to stage 1 - 02  
Right Portal - move to stage 1 - 03

Description : make all your way to get the Charabom 1st, you should be able to find the basic 3 items around you. Just bomb your surrounding square area. Remember to leave the Chara items as there is no point taking the item when you are not mounting on a Charabom. With the Chara items, the abilities of Charabom will be upgraded. So wait until you get the Charabom then you pick up the Chara items. Once mission is done, the map will open 2 portals at the southwest corner, there is left and right portals. Please refer above for the stage you want to progress with. You can still come back to this stage later on so no worries.

```
=====
1 - 02
=====
```

Target : Kill all the mobs  
Remarks : Have bomber MAX finished the entire 4 monster

Item : fire, +bomb, skater, geta  
Chara item : star, roller, sword, shield --- items are of random combination  
Finishing : Game over - if time ends 0:00  
Left portal - move to stage 1 - 01  
Right portal - move to stage 1 - 05

Description : this stage is pretty straight forward just that you have to be careful of the hammer that falls around you every 15 secs. If you get hit from it, you won't lose but you will faint for 3 secs and few of your items will knock out to somewhere else in the map. If you escape from the direct hit, you will be stun for 1 secs, just like earthquake, it apparently make you can't move. Well, this is quite dangerous as you are in the middle of setting bomb, it may lead you to game over. So the safest thing to do in this stage is avoid direct hitting by the hammer and eventually you can notice the hammer is going to fall on you, there is shadow showing the hammer going to fall at certain area. The mole(brown colour) is quite tricky as you set the bomb near to it, it will bore a hole and hide himself. You can use an 'L' technique to set him up while he is hiding, he will get bomb when he come up. The earthworm that are jumping 2 steps forward can be trick it with setting bomb with 1 step space to each other, and can bomb out like '+' direction. When you had killing all 4 monsters, the portals will show at the bottom, left and right. Refer above to choose the stage you want to progress with.

=====  
1 - 03  
=====

Target : Bomb all the soft blocks(the wall that can be bomb)  
Remarks : Have bomber MAX clear all the soft blocks with the help of bomber WHITE  
Item : fire, +bomb, skate x 2 , geta, love  
Chara item : sword, shield, roller, star --- items are random  
Finishing : Game over - if time ends 0:00  
Top portal - move to stage 1 - 01  
Left portal - move to stage 1 - 05  
Right portal - move to stage 1 - 06

Description : All you need to do is bomb all the soft blocks, juts have to be careful of the green colour plant, as you bomb it, it will scatter it's seed around and it stun you and kick out your items. The 'love' item can be found at the middle cubicle. The snake is a bomb eater, each time it swallow a bomb, it will take 5 secs to digest so if you want it to disappear, you can set 2 bombs simultaneously and it can't run from the fate to be bomb. Another precaution is the flower that will chase after you if you get near to it. So calculate your fire distance and set the bomb far from it but still able to reached it. This stage will have 3 portals appear. Please refer above to choose the stage you want. The top portal will appear at the top of middle cubicle while the other 2 is within the cubicle.

=====  
1 - 05  
=====

Target : retrieve the Charabom  
Remarks : Have bomber MAX, step on the red and yellow box to retrieve mount Charabom ELEPHANT.  
Item : fire, +bomb, skate x2 , geta  
Chara item : sword, shield, roller, star --- items are random  
Finishing : Game over - if time ends 0:00  
Left portal - move to stage 1 - 08

Middle portal- move to stage 1 - 02  
Right portal - move to stage 1 - 03

Description : This stage is simple as you only need to get the Charabom located at the center cubicle, the antz worker will avoid your fire once but the 2nd time you bomb it, it will no escape. There is 3 portals appear on this stage, you may refer above for the stage you want to go next.

=====  
1 - 06  
=====

Target : Kill all the snake  
Remarks : have bomber MAX kill all 4 snakes, no penalty if killed others  
Item : fire x 2, +bomb x 2 , skate x 2, geta, remote bomb  
Chara item : sword, shield, roller, star --- items are random  
Finishing : Game over - if time ends 0:00  
Left portal - move to stage 1 - 10  
Right portal - move to stage 1 - 03

Description : This stage you will enhance your fire power, bomb and speed greatly. The items you get here are doubled; you can come back to this stage to max all your needs. You will also get remote bomb at this stage to ease your kill on the snakes or the entire monster. The water splash out from the pipe will protect you from being bomb but you will be drag by the water. Once finished, 2 portals will show up at the east corner. Refer above to the stage you want to progress with.

=====  
1 - 08  
=====

Target : Get all Charabom items  
Remarks : Have bomber MAX get all 6 Charabom items, will re-do if any Charabom items are bombed.  
Item : fire x2 , +bomb, skate x2 , geta  
Chara item : sword, shield, roller, star --- items are random  
Finishing : Game over - if time ends 0:00  
Retry - if you had bomb up 1 Charabom items  
Left portal - move to stage 1 - 05  
Right portal - move to stage 1 - 15

Description : A pretty simple and straight forward stage, just get all the charabom items. Be careful not to bomb any of the Charabom items, you will be need to re-do. After all, 2 portals will appear at the bottom. Refer above to choose the next stage.

=====  
1 - 10  
=====

Target : Kill all the mole  
Remarks : Have bomber MAX kill all the 6 moles, no penalty if killed others  
Item : fire x 2 , +bomb x 2, skate x 3, geta, love  
Chara item : sword, shield, roller, star --- items are random  
Finishing : Game over - if time ends 0:00  
Left portal - move to stage 1 - 11  
Middle portal- move to stage 1 - 12  
Right portal - move to stage 1 - 06

Description : This is also 1 of the stage that can enhanced the bomber abilities greatly, especially the speed, this stage give 3 skater. This not a tough stage, you can easily finish it off without much planning. 3 portals will show up at the east. Refer above.

=====  
1 - 11  
=====

Target : Kill all monster besides Earthworm  
Remarks : Have bomber MAX kill all the monster but leave the earthworm alive  
Item : fire x2, +bomb x2, skate x3, geta, life jacket  
Chara item : sword, shield, roller, star --- items are random  
Finishing : Game over - if time ends 0:00  
Left portal - move to stage 1 - 10  
Right portal - move to stage 1 - 15

Description : Just make sure you don't kill any earthworm, there is no remote bomb to help out this time. The 2 portals will show up right at the southwest corner. Refer above to choose your next stage.

=====  
1 - 12  
=====

Target : Kill all monster besides Beetle  
Remarks : Have bomber Max kill the entire monster but leave beetle alive  
Item : fire x 2, +bomb x 2, skate 3, geta, remote bomb  
Chara item : sword, shield, roller, star --- items are random  
Finishing : Game over - if time ends 0:00  
Retry - if you had killed the beetle  
Left portal - move to stage 1 - 10  
Middle portal- move to stage 1 - 14  
Right portal - move to stage 1 - 16

Description : This stage appear with the stunning hammer again, so be careful of it. Addition to it, the green plant and the dew is another precaution but yet prevention is possible. As long as you don't kill the beetle, you will be fine till the end. The remote bomb once gives a handful to you. 3 portals will appear at southwest, refer above to go next.

=====  
1 - 14  
=====

Target : Kill all the monster besides snake within 3 mins  
Remarks : Have bomber Max kill all 5 monster but leave snake alive and the time you take must not less than final 1 mins  
Item : fire x2, +bomb x2, skate x2, geta, remote bomb, +life  
Chara item : sword, shield, roller, star --- items are random  
Finishing : Game over - if time ends 0:00  
Retry - if other monster still around when the time reach 1:00  
Left portal - move to stage 1 - 19(B3)  
Right portal - move to stage 1 - 12

Description : This is a time attack stage, you will now need to focus on

killing monster besides snake. Once you had completed the quest, you can enjoy treasure hunting. Don't forget enjoyment always come after hard work. Although the remote bomb appear to be helpful here but you still need to planned thoroughly. You have to lure the snakes away from your target or not, they will disturb your progress. The +life is located at the small cubicle far bottom left and the portals are just above it.

=====  
1 - 15  
=====

Target : Kill all the green plant  
Remarks : Have bomber Max kill all the 3 green plant  
Item : fire x 2, +bomb x 1, skate x 3, geta, remote bomb, +life  
Chara item : sword, shield, roller, star --- items are random  
Finishing : Game over - if time ends 0:00  
Top Left - move to stage 1 - 08  
Top Right - move to stage 1 - 11  
Bottom Left - move to stage 1 - 17(B1)  
Bottom Right - move to stage 1 - 18(B2)

Description : If you don't planned carefully on this stage, you might end up losing time and may lead to game over or miss your bonus. So make use of all your available bombs and set up as a chain to get all the items and kill the monsters or just focus on the mission. At the left side of center cubicle, you will find remote bomb and at the right outer ring, you will find +life. At the most top, you will see a Flag, it is entrance to bonus. Bonuses will be cover under the Section BONUSSES [BNS]. Refer above for next stage.

=====  
1 - 16  
=====

Target : Bowl down the entire wine bottle  
Remarks : Have bomber Max bomb to make all4 wine bottle down.  
Item : fire x2, +bomb x2, skate x3, geta, remote bomb, +life, life jacket  
Chara item : sword, shield, roller, star --- items are random  
Finishing : Game over - if time ends 0:00  
Left portal - move to stage 1 - 19(B3)  
Middle portal- move to stage 1 - 18(B2)  
Right portal - move to stage 1 - 12

Description : Simple and straight forward, just bomb at the wine bottle to make a bridge. +life is located at the west corner with life jacket. After you had crossed the 4th bridge, on the left side is bonus entrance and on the right side is your stage portals. Refer above for next stage.

+==##==+  
+ BOSS +  
+==##==+

Name : Audrey  
Hits to kill : 5  
Skills : summon, throw dewes, petals whip  
Finishing : portal leads to area 2  
Difficulty : easy

!!!!!!!!!!!!!!!!!!!!!!  
!The Material Stage!



!!!!!!!!!!!!!!!!!!!!!!

=====

2 - 01

=====

Target : Kill all the Eraser  
Remarks : Have bomber MAX kill all 4 Eraser monster  
Item : fire, +bomb, skate, geta  
Chara item : sword, shield, roller, star --- items are random  
Finishing : Game over - if time ends 0:00  
Top portal - move to stage 2 - 02  
Left portal - move to stage 2 - 05  
Right portal - move to stage 2 - 04

Description : The Eraser need to kill twice and it is good in dodging. What you can do is set the bomb far of it or set it with only 2 bombs at an interval of 1 sec different, 1 at the side 1st and another at top of it, so when it back from dodge, it will bomb by the top. After complete the mission, there are 3 portals appear at the most right, 1 on top and 2 at the bottom. You may refer above to choose your next stage.

=====

2 - 02

=====

Target : Activate all tuning forks  
Remarks : Have bomber MAX bomb all 4 tuning forks  
Item : fire, +bomb, skate, geta  
Chara item : sword, shield, roller, star --- items are random  
Finishing : Game over - if time ends 0:00  
Top portal - move to stage 2 - 01  
Left portal - move to stage 2 - 06  
Right portal - move to stage 2 - 08

Description : On this stage, the book has a skill to stream your bomb away, be careful not to set the bomb on it and move yourself to corner, you may end up losing life if there is no more escape road available at the corner. The bomb that been stream away will not explode immediately, it will have new countdown timer. Also, in this stage, the hammer thingy comes again, so be careful on it. This stage also has 3 portals, specifically at the center cubicle, 1 on top and another 2 at bottom. Refer above to next stage you want to move.

=====

2 - 04

=====

Target : Kill all the Pencil within 3 mins  
Remarks : Have bomber MAX kill all 4 green Pencil before final 1 mins left  
Item : fire x 2, +bomb, skate x 2, geta, remote bomb  
Chara item : sword, shield, roller, star --- items are random  
Finishing : Game over - if time ends 0:00  
Retry - if can't manage to kill all pencil before 1:00  
bottom portal - move to stage 2 - 01  
Left portal - move to stage 2 - 05  
Top portal - move to stage 2 - 07  
Right portal - move to stage 2 - 09

Description : This stage will have penalty if you can't manage to kill green pencil within 3 mins time. The yellow blade will chase after you if he saw you,

so make use of its nature and lure it to far or kill it straight. The wind machine will blow out a small cyclone and it can make you dizzy and knock out some items and for sure, that machine can be stop by bombing it 3 times. This stage will have 4 portals appear at the most right, refer above for the stage you want to progress.

=====  
2 - 05  
=====

Target : Kill all the Sketchbook  
Remarks : Have bomber MAX kill all 4 Sketchbooks only  
Item : fire x 2 , +bomb, skate x2 , geta, life jacket  
Chara item : sword, shield, roller, star --- items are random  
Finishing : Game over - if time ends 0:00  
Retry - if killed any monster other than Sketchbook  
Left 1 portal - move to stage 2 - 01  
Right 1 portal- move to stage 2 - 04  
Left 2 portal - move to stage 2 - 07  
Right 2 portal- move to stage 2 - 11

Description : 2 things that will make bomber faint in this stage are Sketchbook and the hammer. The sketchbook will eventually blow fire if you get closed to it, and also explode your bomb if you had set in front of it. What you can do is, set the bomb at either left or right at the front side or 3 tiles away of the book. Sketchbook need 2 hit to killed, so be careful not to link with other monster near to it. You can clean the monster after all 4 books have been killed. 4 portals will appear at the east corner. Left-right, left-right sequence. Refer above for next stage.

=====  
2 - 06  
=====

Target : Retrieve the Charabom  
Remarks : Have bomber MAX release the Charabom SEAHORSE  
Item : fire x2, +bomb x2, skate x2, geta  
Chara item : sword, shield, roller, star --- items are random  
Finishing : Game over - if time ends 0:00  
Top portal - move to stage 2 - 09  
Left portal - move to stage 2 - 02  
Right portal - move to stage 2 - 08

Description : The Charabom is situated at the bottom cubicle, the monster only need to kill once so it is not so difficult to reach the Charabom. There are few lever on the floor in pink colour will activate/deactivate the fence. Other than that, there is not much special thing in this stage. The portals will show up at southwest corner. Refer above for next stage.

=====  
2 - 07  
=====

Target : Retrieve the Charabom  
Remarks : Have bomber MAX release the Charabom POMUCLAW  
Item : fire x2 , +bomb, skate x2 , geta  
Chara item : sword, shield, roller, star --- items are random  
Finishing : Game over - if time ends 0:00  
Top portal - move to stage 2 - 05  
Left portal - move to stage 2 - 04

Right portal - move to stage 2 - 11

Description : This stage is pretty easy but still need to take precautions on the sketchbook and the eraser. Once you get the Charabom, 3 portals will show up at the southeast. Refer above to next stage.

=====  
2 - 08  
=====

Target : Varnish all soft blocks  
Remarks : Have bomber MAX bomb all soft blocks away, bomber WHITE will help.  
Item : fire x2 , +bomb, skate x2 , geta, remote bomb  
Chara item : sword, shield, roller, star --- items are random  
Finishing : Game over - if time ends 0:00  
Top portal - move to stage 2 - 06  
Bottom portal - move to stage 2 - 02

Description : What you need to do is bomb all the soft blocks, the remote bomb will be found mainly the middle of map and there is also bonus in this stage just right on top of the cubicle. Do enjoy yourself in it. The 2 portals top and bottom are located at the south. Refer above for next stage.

=====  
2 - 09  
=====

Target : Kill all Deathspider within 3 mins  
Remarks : Have bomber MAX kill all 5 Deathspider before final 1 min left  
Item : fire x2, +bomb x2, skate x2, geta, love  
Chara item : sword, shield, roller, star --- items are random  
Finishing : Game over - if time ends 0:00  
Retry - if can't manage to kill all deathspider in 3 mins  
Left portal - move to stage 2 - 04  
Middle portal - move to stage 2 - 06  
Right portal - move to stage 2 - 13

Description : This stage is will have the wind machine blowing cyclone, besides that, the paint paste will split out some paint on the floor, you will stick on that paint and more extremely slow if you walk over it, it will caught fire as well if get bomb. There is no penalty on killing other monster but be sure to kill all death spider within time. The portals will be appearing at southeast, 3 of it, refer above to next stage.

=====  
2 - 11  
=====

Target : Kill all monster except book within 3 mins  
Remarks : Have bomber MAX kill all 4 monster before final 1 min left  
Item : fire x2, +bomb x2, skate x3, geta, remote bomb  
Chara item : sword, shield, roller, star --- items are random  
Finishing : Game over - if time ends 0:00  
Retry - if killed any of the book monster  
Top portal - move to stage 2 - 07  
Middle portal - move to stage 2 - 05  
Bottom portal - move to stage 2 - 14

Description : Nothing much to worry in this stage, the remote bomb is near the ink bottle on the right. BOnus entrance is at the southwest. The portals will

appear at the south, refer above for next stage.

=====  
2 - 13  
=====

Target : Get all the Charabom items  
Remarks : Have bomber MAX gett all 8 charabom items  
Item : fire x2, +bomb x2, skate x3, geta, life jacket  
Chara item : sword, shield, roller, star --- items are random  
Finishing : Game over - if time ends 0:00  
Retry - if bombed any charabom items  
Left portal - move to stage 2 - 16  
Right portal - move to stage 2 - 09

Description : Combination of wind maching and feather duster make you run out of time easily. Make use of your Charabom Pomuclaw to speed up your movement. 2 Portals will be appearing at the southeast corner. Refer above.

=====  
2 - 14  
=====

Target : Kill all monster except Eraser  
Remarks : Have bomber MAX all 6 monster except Eraser  
Item : fire x2, +bomb x2, skate x3, geta, remote bomb  
Chara item : sword, shield, roller, star --- items are random  
Finishing : Game over - if time ends 0:00  
Retry - if any eraser been killed  
Left portal - move to stage 2 - 11  
Middle portal - move to stage 2 - 17(B1)  
Right portal - move to stage 2 - 16

Description : This is another simple stage, the remote bomb can be found easily at the left from starting position. The big bone bridge is capable of conducting fire, so do care about the bomb you set on it. 3 portals will appear at the middle cubicle, refer above for next stage.

=====  
2 - 16  
=====

Target : Kill all monster  
Remarks : Have bomber MAX kill all 8 monster  
Item : fire x2, +bomb x2, skate x3, geta, love, +life  
Chara item : sword, shield, roller, star --- items are random  
Finishing : Game over - if time ends 0:00  
Left portal - move to stage 2 - 14  
Middle portal - move to stage 2 - 19(B3)  
Middle portal - move to stage 2 - 18(B2)  
Right portal - move to stage 2 - 13

Description : Yes, kill them all!! Few things need to remind over here, 1 is the feather duster which come suddenly like the hammer and faint you like 1. Secondly is the sketchbook, kind of irritating. The 3rd is the paint paste again. So, be careful of these 3 things, other than that will be fine. The portals lead you to next stage will show up at the bottom of map. Refer above.

+==##==+  
+ BOSS +

+==##==+

Name : Imiderth  
Hits to kill : 6  
Skills : wind slash, streaming bomb, summon bomb/deadly 5x5 bomb/  
spike bomb, falls  
Finishing : portal leads to area 3  
Difficulty : moderate

!!!!!!!!!!!!!!!!!!!!  
!The Dining Stage!  
!!!!!!!!!!!!!!!!!!!!

=====  
3 - 01  
=====

Target : Kill all the monster within 3 mins  
Remarks : Have bomber MAX kill all 7 monster before 1:00  
Item : fire x2, +bomb, skate x2, geta  
Chara item : sword, shield, roller, star --- items are random  
Finishing : Game over - if time ends 0:00  
Retry - if can't manage to kill all monster before 1:00  
Top portal - move to stage 3 - 02  
Bottom portal - move to stage 3 - 03

Description : New stage, new monster and new freezer. The freezer is something similar to wind machine but it cannot be destroy. But don't worries about it, the ice cube will drop at random place and mostly far from you. The bubble that appears every 10 secs will not harm you and will take you to elsewhere in the map. Only 2 portals will appear at the east. Refer above.

=====  
3 - 02  
=====

Target : retrieve the Charabom  
Remarks : Have bomber MAX release the Charabom BIG OX  
Item : fire x3, +bomb, skate, geta  
Chara item : sword, shield, roller, star --- items are random  
Finishing : Game over - if time ends 0:00  
Left portal - move to stage 3 - 05  
Right portal - move to stage 3 - 01

Description : The monster here are pretty weak, no big deal on killing them, but some part of the floor are wet, it makes you can't set bomb on it. Try to figure out some way to set your bomb, good luck. The portals will appear at the center of map. Refer above for next stage.

=====  
3 - 03  
=====

Target : retrieve the Charabom  
Remarks : Have bomber MAX release the Charabom TWIN DRAGON  
Item : fire x2, +bomb, skate x2, geta  
Chara item : sword, shield, roller, star --- items are random  
Finishing : Game over - if time ends 0:00  
Left portal - move to stage 3 - 01

Right portal - move to stage 3 - 07

Description : The cat that spinning inside a cup quite take some time to kill it but once you get Twin Dragon, it will have no way out. Twin Dragon is really useful, you have to be smart, plan the path of bomb searching monster in order to functions Twin Dragon well.

=====  
3 - 05  
=====

Target : Kill all the kitchen Mouse within 3 mins  
Remarks : Have bomber MAX kill all 3 kitchen Mouse before final 1 min  
Item : fire x2 , +bomb, skate x2 , geta  
Chara item : sword, shield, roller, star --- items are random  
Finishing : Game over - if time ends 0:00  
Retry - if can't manage to kill all mouse by 1:00  
Top portal - move to stage 3 - 02  
Left portal - move to stage 3 - 09  
Right portal - move to stage 3 - 08

Description : The egg timer is going to block your way, just need to be patient until it open up the way again. You can kill the entire monsters that block your way or annoying you, that's not a big deal as long as you complete the mission. There are 3 portals show up at the south. Refer above for next stage.

=====  
3 - 07  
=====

Target : Kill all the monster  
Remarks : Have bomber MAX kill all 7 monster  
Item : fire x3, +bomb x, skate x2, geta  
Chara item : sword, shield, roller, star --- items are random  
Finishing : Game over - if time ends 0:00  
Top portal - move to stage 3 - 03  
Bottom portal - move to stage 3 - 10

Description : I think this there will not have a problem to kill the monster. After done the mission, 2 portals will show up at the bottom of map. Refer above.

=====  
3 - 08  
=====

Target : Destroy all soft blocks  
Remarks : Have bomber MAX bomb all soft blocks with Bomber White  
Item : fire x2, +bomb x2, skate x3, geta, remote bomb  
Chara item : sword, shield, roller, star --- items are random  
Finishing : Game over - if time ends 0:00  
Top portal - move to stage 3 - 05  
Bottom portal - move to stage 3 - 11

Description : Bomber white will help out to bomb all soft blocks with you. Bonus is located at the right of inner ring of center cubicle. Have fun with it!! Portals will appear at the southeast cubicle. Refer above for next stage.

=====  
3 - 09

=====

Target : Get all Chara items  
Remarks : Have bomber MAX get all 6 Charabom items  
Item : fire x2, +bomb x2, skate x3, geta, remote bomb  
Chara item : sword, shield, roller, star --- items are random  
Finishing : Game over - if time ends 0:00  
Retry - if bombed any charabom items  
Top portal - move to stage 3 - 13  
Bottom portal - move to stage 3 - 05

Description : The bridge that connects to other part is capable of conducting fire as well as setting bomb on it. Also beware of the dish net, it will cage you for 3 secs and may lead you to death. Remote bomb will be at your left side. Portals will be appearing at the southeast corner. Refer above to next stage.

=====

3 - 10

=====

Target : Kill all the Spoon monster within 3 mins  
Remarks : Have bomber MAX kill all 4 Spoon before time 1:00  
Item : fire x2, +bomb x2, skate x3, geta, love  
Chara item : sword, shield, roller, star --- items are random  
Finishing : Game over - if time ends 0:00  
Retry - if can't manage to kill all spoon before 1:00  
Left portal - move to stage 3 - 13  
Right portal - move to stage 3 - 07

Description : Grr... another irritated stage, the ice, the Dustbin and the egg timer. Don't worry, item love will get to help here, it's at the west area from starting point. It's quite a time consuming stage, for those who don't want to waste time, you can always focus on your target and avoid the dustbin. Bonus is at the east of map so don't hesitate to stop by and enjoy it. 2 portals will appear at the southeast corner, refer above to next stage.

=====

3 - 11

=====

Target : Kill all the monster except Can Cola within 3 mins  
Remarks : Have bomber MAX kill all other 5 monster except Can Cola before 1:00  
Item : fire x2, +bomb x2, skate x3, geta, remote bomb, +life  
Chara item : sword, shield, roller, star --- items are random  
Finishing : Game over - if time ends 0:00  
Retry - if killed any Can Cola  
- if failed to kill other monster before 1:00  
Left portal - move to stage 3 - 08  
Middle portal - move to stage 3 - 15  
Right portal - move to stage 3 - 17(B1)

Description : The remote will be somewhere around your south and the +life is near the right side of south freezer. 3 portals will appear at the southwest. Refer above for next stage.

=====

3 - 13

=====

Target : Kill all the Dustbin  
Remarks : Have bomber MAX all 5 Dustbin  
Item : fire x2, +bomb x2, skate x3, geta, love, +life  
Chara item : sword, shield, roller, star --- items are random  
Finishing : Game over - if time ends 0:00  
Top portal - move to stage 3 - 10  
Middle portal - move to stage 3 - 16  
Bottom portal - move to stage 3 - 09

Description : Let's kill all the monster. Not easy though but you can make it.  
Item love is located somewhere near your starting point and +life is at the southeast corner, only reachable with the help of bubble. 3 portals also will appear at the southeast. Refer above for next stage.

=====  
3 - 15  
=====

Target : Kill all the monster except Kitchen rats  
Remarks : Have bomber MAX kill all 5 other monster except Kitchen rats  
Item : fire x2, +bomb x2, skate x3, geta, remote bomb, +life  
Chara item : sword, shield, roller, star --- items are random  
Finishing : Game over - if time ends 0:00  
Retry - if killed any Kitchen rats  
Top portal - move to stage 3 - 11  
Middle portal - move to stage 3 - 17(B1)  
Bottom portal - move to stage 3 - 18(B2)

Description : Remote bomb is at the Northeast and +life is at the southwest.  
3 portals will show up at the southeast corner. Refer above to next stage.

=====  
3 - 16  
=====

Target : Kill all the monster except Dustbin  
Remarks : Have bomber MAX kill all 4 monster except Dustbin  
Item : fire x2, +bomb x2, skate x3, geta, remote bomb, +life  
Chara item : sword, shield, roller, star --- items are random  
Finishing : Game over - if time ends 0:00  
Left portal - move to stage 3 - 19(B3)  
Middle portal - move to stage 3 - 18(B2)  
Right portal - move to stage 3 - 13

Description : The remote bomb just right side from your starting point, and the +life at north of center cubicle that only can reach with the help of bubble.  
Get ready to fight the boss, portals show up at the center cubicle. Refer above to next stage.

+==##==+  
+ BOSS +  
+==##==+

Name : Renege  
Hits to kill : 7  
Skills : summon, arrow chained whip, summon bomb/deadly 5x5 bomb  
Finishing : portal leads to area 4  
Difficulty : moderate



!!!!!!!!!!!!!!!!!!!!  
!The Dock Stage!  
!!!!!!!!!!!!!!!!!!!!

=====  
4 - 01  
=====

Target : Stop all the Ventilators  
Remarks : Have bomber MAX step on all 3 switches to stop the ventilators  
Item : fire, +bomb, skate x2, geta  
Chara item : sword, shield, roller, star --- items are random  
Finishing : Game over - if time ends 0:00  
Left portal - move to stage 4 - 03  
Right portal - move to stage 4 - 02

Description : Yay, finally at the 4th area. New monster, new obstacle and yeah, new excitement. Let's crack it out, only have 3 switches(green colour). Just step on it and you are done. The tongs will only clamp you back to starting point, no fainting and no losing items. But still need to be careful on the battery, it will generate electricity and scatter around, it might kill you. 2 portals will appear at the bottom of the map. Refer above to next stage.

=====  
4 - 02  
=====

Target : Kill all the Glove  
Remarks : Have bomber MAX kill all 3 Glove  
Item : fire x2, +bomb, skate x2, geta, remote bomb  
Chara item : sword, shield, roller, star --- items are random  
Finishing : Game over - if time ends 0:00  
Left portal - move to stage 4 - 03  
Right portal - move to stage 4 - 05  
Bottom portal - move to stage 4 - 01

Description : Be careful of the steam that come from the pipe, it will faint you and kick out your items. Remote bomb will be found at the center of the square pipe just below the starting point. 3 portals will appear at the east. Refer above to next stage.

=====  
4 - 03  
=====

Target : Activate all the Slot  
Remarks : Have bomber MAX activate all 4 Slots  
Item : fire, +bomb, skate 2, geta  
Chara item : sword, shield, roller, star --- items are random  
Finishing : Game over - if time ends 0:00  
Left portal - move to stage 4 - 01  
Middle portal - move to stage 4 - 02  
Right portal - move to stage 4 - 10

Description : To activate the slot, you will just need to set the bomb on the arrow sign, and step at any buttons, you will hear a sound when you stepped a button and the bomb will push towards the direction of the arrow. This stage also have a bonus entrance, it is at the southeast corner. Enjoy it! Portals will appear at the southwest corner. Refer above to next stage.

=====  
4 - 05  
=====

Target : retrieve the Charabom  
Remarks : Have bomber MAX release Charabom SHARKUN  
Item : fire x2, +bomb, skate x2, geta  
Chara item : sword, shield, roller, star --- items are random  
Finishing : Game over - if time ends 0:00  
Left portal - move to stage 4 - 02  
Right portal - move to stage 4 - 12

Description : The there are washer rolling on the floor, if you get rolled, you will faint and lost your items, be careful of it. The Charabom is at the bottom cubicle and 2 portals show up at the bottom of the map. Refer above to next stage.

=====  
4 - 06  
=====

Target : retrieve the Charabom  
Remarks : Have bomber MAX release the Charabom POMU CHICKEN  
Item : fire x2, +bomb, skate x2, geta, remote bomb  
Chara item : sword, shield, roller, star --- items are random  
Finishing : Game over - if time ends 0:00  
Left portal - move to stage 4 - 08  
Right portal - move to stage 4 - 11

Description : The remote bomb is just below you, this stage is pretty much simple, you can have a choice; have or not to have a remote bomb. This stage only have 2 portals, its at the southeast corner. Refer above to next stage.

=====  
4 - 08  
=====

Target : Kill all the monster except Manhole man  
Remarks : Have bomber MAX kill all other monsters except Manhole man  
Item : fire x2, +bomb x2, skate x3, geta, remote bomb  
Chara item : sword, shield, roller, star --- items are random  
Finishing : Game over - if time ends 0:00  
Retry - if killed any Manhole man  
Left portal - move to stage 4 - 06  
Right portal - move to stage 4 - 11

Description : The remote bomb is at the right side of the wall, top row, between the blue colour pipe and white colour thingy. Go get it 1st with your Sharkun and you had all controlled. 2 portals will appear at the southeast corner. Refer above to next stage.

=====  
4 - 10  
=====

Target : Get all Charabom items  
Remarks : Have bomber MAX get all 8 Charabom items  
Item : fire x2, +bomb x2, skate x3, geta, remote bomb, life jacket  
Chara item : sword, shield, roller, star --- items are random

Finishing : Game over - if time ends 0:00  
Retry - if bombed any Chara items  
Left portal - move to stage 4 - 03  
Middle portal - move to stage 4 - 11  
Right portal - move to stage 4 - 15

Description : Remote bomb is at the most bottom from starting point, you can use Sharkun to help you pass through all the walls and get the item. Life jacket is somewhere at the center after you ride the 1st Cable car. 3 portals will appear at the southwest.

=====  
4 - 11  
=====

Target : Kill all the monster  
Remarks : Have bomber MAX kill 9 all monster  
Item : fire x2, +bomb x2, skate x3, geta, remote bomb  
Chara item : sword, shield, roller, star --- items are random  
Finishing : Game over - if time ends 0:00  
Left portal - move to stage 4 - 08  
Middle portal - move to stage 4 - 06  
Mid 2 portal - move to stage 4 - 16  
Right portal - move to stage 4 - 10

Description : The tongs combine with the washer floor, really make you pissed off. The remote bomb is at you right side, go get it 1st and use either Big Ox or Sharkun to kill monster. 4 portals will appear at the southwest, refer above to next stage.

=====  
4 - 12  
=====

Target : Kill all the monsters  
Remarks : Have bomber MAX kill all 8 monster  
Item : fire x2, +bomb x2, skate x3, geta, remote bomb  
Chara item : sword, shield, roller, star --- items are random  
Finishing : Game over - if time ends 0:00  
Left portal - move to stage 4 - 05  
Middle portal - move to stage 4 - 14  
Right portal - move to stage 4 - 17(B1)

Description : Remote bomb is the pipe just right below the starting point. This will make the stage easier and you can use Sharkun to walk through walls and kill the entire monster.

=====  
4 - 14  
=====

Target : Destroy all soft blocks  
Remarks : Have bomber MAX bomb all the soft blocks with Bomber White  
Item : fire x2, +bomb x2, skate x4, geta, love  
Chara item : sword, shield, roller, star --- items are random  
Finishing : Game over - if time ends 0:00  
Left portal - move to stage 4 - 12  
Middle portal - move to stage 4 - 15  
Right portal - move to stage 4 - 17(B1)

Description : Item love is at the southeast corner. 3 portals will show up at the southwest corner. Refer above to next stage.

=====  
4 - 15  
=====

Target : Ride all the Cable cars  
Remarks : Have bomber MAX ride on all 4 Cable cars  
Item : fire x2, +bomb x2, skate x3, geta, remote bomb, +life, love  
Chara item : sword, shield, roller, star --- items are random  
Finishing : Game over - if time ends 0:00  
Top portal - move to stage 4 - 18(B2)  
Left portal - move to stage 4 - 16  
Middle portal - move to stage 4 - 10  
Right portal - move to stage 4 - 14

Description : In order to ride the Cable car, you will have to find a red button and set bomb on it. The Cable car will shift to you, mostly. The remote bomb is at the northeast corner and below it, you will find bonus entrance. +Life is at the southwest corner and love is at the southeast corner. If you want to go to starting point, you can let the tongs pick you up. That is all about this stage. 4 portals will appear at the south east, refer above to next stage.

=====  
4 - 16  
=====

Target : Kill all Screw within 3 mins  
Remarks : Have bomber MAX kill 4 Screw before final 1 min  
Item : fire x2, +bomb x2, skate x3, geta, remote bomb, love, +life  
Chara item : sword, shield, roller, star --- items are random  
Finishing : Game over - if time ends 0:00  
Retry - if can't manage to kill all Screw by time 1:00  
Top portal - move to stage 4 - 19(B3)  
Middle portal - move to stage 4 - 11  
Bottom portal - move to stage 4 - 15

Description : The remote bomb is at the bottom of the ventilator button from starting point. Item love is at the right side, top most corners. +life is at the center, above the ventilator. 3 portals will also show up at there. Refer above to next stage. Be prepared for the boss.

+==##==+  
+ BOSS +  
+==##==+

Name : Curttain 3  
Hits to kill : 8  
Skills : fire, laser beam, magnetic field  
Finishing : portal leads to area 4  
Difficulty : moderate

!!!!!!!!!!!!!!!!!!!!!!!!!!!!  
!The Laboratory Stage!  
!!!!!!!!!!!!!!!!!!!!!!!!!!!!

=====

5 - 01

=====

Target : Deflect all the prism with fire  
Remarks : Have bomber MAX bomb all 4 prism to deflect the fire.  
Item : fire, +bomb, skate x2, geta  
Chara item : sword, shield, roller, star --- items are random  
Finishing : Game over - if time ends 0:00  
Top portal - move to stage 5 - 04  
Left portal - move to stage 5 - 02  
Right portal - move to stage 5 - 03

Description : Finally ! On the final area. This area would be a long journey. We had come across so many areas, got to believe ourselves that we are tough guy. This stage is simple, just bomb the entire prism, if you want fast mission then use your Sharkun. If you want to kill all monsters, then use Pomu Chicken. The bomb will keep on exploding if you are not away from it. So Pomu Chicken is a good choice. Well, 3 portals will show up at the southeast. Refer above to next stage.

=====

5 - 02

=====

Target : retrieve the Charabom  
Remarks : Have bomber MAX release the Charabom STEGGDON  
Item : fire, +bomb, skate x2, geta  
Chara item : sword, shield, roller, star --- items are random  
Finishing : Game over - if time ends 0:00  
Left portal - move to stage 5 - 06  
Right portal - move to stage 5 - 01

Description : The mouse can walk through wall and will chase after you if it saw you. Another thing to remember is the hiding wall monster, it only appear when you walk close to it so be careful. In order to reach Charabom, you will need to stand on teleport hole, it's at the bottom right. Portals will also show up around there, refer above to next stage.

=====

5 - 03

=====

Target : retrieve the Charabom  
Remarks : Have bomber MAX release Charabom UNICORNUS  
Item : fire, +bomb, skate x2, geta  
Chara item : sword, shield, roller, star --- items are random  
Finishing : Game over - if time ends 0:00  
Top portal - move to stage 5 - 01  
Left portal - move to stage 5 - 07  
Right portal - move to stage 5 - 08

Description : If you had retrieve Steggdon, then you can use deadly 5x5 bomb to eliminate the clock, the clock will shoot a cuckoo bird to push your bomb away so be careful of it. If you don't have a Steggdon, then you can use Pomu Chicken to freeze them and kill it. The Charabom only reachable by teleporting to it, the hole is at the top left. 3 portals will be appearing at the bottom of map. Refer above to next stage.

=====

5 - 04

=====

Target : Get all the Charabom items  
Remarks : Have bomber MAX get all 8 Charabom items  
Item : fire, +bomb, skate, geta  
Chara item : sword, shield, roller, star --- items are random  
Finishing : Game over - if time ends 0:00  
Retry - if bombed any Charabom items  
Left portal - move to stage 5 - 06  
Right portal - move to stage 5 - 07  
Bottom portal - move to stage 5 - 01

Description : This stage is a bit difficult, only Pomu can rush on the electric, and you have to make sure that Pomu won't end up hitting a monster. Use Pomu Chicken, Steggdon and Sharkun to help out in this stage. Pomu Chicken can freeze the monster, Steggdon can bomb 5x5 tiles and Sharkun can help you save some time to travel. The hammer will also appear at this stage so must be careful of it. The bonus is at the southwest corner, don't forget to enjoy it. The portals will be appeared at the southeast corner. Refer above to next stage.

=====

5 - 06

=====

Target : Kill all the monsters  
Remarks : Have bomber MAX kill all 6 monsters  
Item : fire x2, +bomb x2, skate x2, geta  
Chara item : sword, shield, roller, star --- items are random  
Finishing : Game over - if time ends 0:00  
Left portal - move to stage 5 - 02  
Right portal - move to stage 5 - 04  
Bottom portal - move to stage 5 - 09

Description : You will see another bomber Max here, yep, that's your doppelganger. Needed 2 hits to kill it. There are also laser beam and electric current to make you faint in this stage. 3 portals will appear at the southeast corner. Refer above to next stage.

=====

5 - 07

=====

Target : Kill all the doppelgangers  
Remarks : Have bomber MAX kill all 6 doppelgangers  
Item : fire x2, +bomb, skate x2, geta  
Chara item : sword, shield, roller, star --- items are random  
Finishing : Game over - if time ends 0:00  
Retry - if the doppelganger production machine destroyed  
Left portal - move to stage 5 - 03  
Middle portal - move to stage 5 - 04  
Mid 2 portal - move to stage 5 - 08  
Right portal - move to stage 5 - 10

Description : There is 1 machine at the center that will produce doppelganger when 1 of it are been killed. Do not use Big Ox to destroy the machine at 1st. This will lead you to Retry. You must have enough 6 kills then only can destroy the machine. 4 portals will appear at the center cubicle. Refer above to next stage.

=====  
5 - 08  
=====

Target : kill all the Forceps within 3 mins  
Remarks : Have bomber MAX kill all Forceps before time ends 1:00  
Item : fire x2, +bomb, skate x2, geta, remote bomb  
Chara item : sword, shield, roller, star --- items are random  
Finishing : Game over - if time ends 0:00  
Retry - if can't manage to kill all Forceps by time 1:00  
Left portal - move to stage 5 - 03  
Middle portal - move to stage 5 - 07  
Right portal - move to stage 5 - 10

Description : The laser beam will appear in this stage and the remote bomb is just at the right of starting point. Big Ox or Sharkun will be useful in this stage. Portals will appear at the bottom, refer above to next stage.

=====  
5 - 09  
=====

Target : Kill all the monsters except Mouse  
Remarks : Have bomber MAX kill all 4 monster except mouse  
Item : fire x2, +bomb, skate x2, geta, remote bomb  
Chara item : sword, shield, roller, star --- items are random  
Finishing : Game over - if time ends 0:00  
Retry - if killed any Mouse  
Left portal - move to stage 5 - 06  
Middle portal - move to stage 5 - 10  
Right portal - move to stage 5 - 14

Description : Remote bomb is located below the starting point. You will see a teleport hole not far from you, make use of this hole to avoid the mouse and kill the entire monster. The portals will appear at the bottom of map. Refer above to next stage.

=====  
5 - 10  
=====

Target : Destroy all soft blocks  
Remarks : Have bomber MAX bomb all soft blocks with Bomber White  
Item : fire x2, +bomb x2, skate x3, geta  
Chara item : sword, shield, roller, star --- items are random  
Finishing : Game over - if time ends 0:00  
Left portal - move to stage 5 - 07  
Middle portal - move to stage 5 - 09  
Right portal - move to stage 5 - 08

Description : This is stage easy, thanks to Bomber White to help out. You can use Stegdon deadly bomb over here, make the things go smoothly. This stage will have a bonus entrance at the south corner. After done everything, the portals will appear at the southwest. Refer above to next stage.

=====  
5 - 11  
=====

Target : Kill all the Wall blocks monster  
Remarks : Have bomber MAX kill all 8 Wall blocks monster  
Item : fire x2, +bomb x2, skate x3, geta, remote bomb  
Chara item : sword, shield, roller, star --- items are random  
Finishing : Game over - if time ends 0:00  
Top portal - move to stage 5 - 18  
Bottom portal - move to stage 5 - 16

Description : You can make use of Pomu Chicken to freeze them and Sharkun to help you save some time. Or else, you use Sharkun go all the way to bottom of your starting point to get remote bomb, this will make your journey easier. The hammer and electric box will also appear at there, you need to be careful. 2 portals will appear at the southeast corner, refer above to next stage.

=====  
5 - 14  
=====

Target : Kill all the Cuckoo Clocks  
Remarks : Have bomber MAX kill all 5 Cuckoo Clocks  
Item : fire x2, +bomb x2, skate x3, geta, love  
Chara item : sword, shield, roller, star --- items are random  
Finishing : Game over - if time ends 0:00  
Top portal - move to stage 5 - 09  
Left portal - move to stage 5 - 18  
Right portal - move to stage 5 - 17

Description : Item love is at the south after you cross the bridge. 3 portals will appear at the southwest. Refer above to next stage.

=====  
5 - 16  
=====

Target : Kill all the CD within 3 mins  
Remarks : Have bomber MAX kill all 8 CD before time ends 1:00  
Item : fire, +bomb x2, skate x3, geta, +life  
Chara item : sword, shield, roller, star --- items are random  
Finishing : Game over - if time ends 0:00  
Retry - if can't manage to kill all CD by time 1:00  
Left portal - move to stage 5 - 19  
Middle portal - move to stage 5 - 11  
Right portal - move to stage 5 - 20

Description : There is 1 CD producing machine at southeast corner, you can make all your way to there and kill the amount you need then destroy the machine. Item +life will also found there, top right corner. 3 portals will appear at there too. Refer above to next stage.

=====  
5 - 17  
=====

Target : Kill all the doppelganger within 3 mins  
Remarks : Have bomber MAX kill all 6 doppelganger before time ends 1:00  
Item : fire x2, +bomb x2, skate x3, geta, remote bomb, +life  
Chara item : sword, shield, roller, star --- items are random  
Finishing : Game over - if time ends 0:00  
Retry - if can't manage to kill all doppelgangers by 1:00



Left portal - move to stage 5 - 14  
Middle portal - move to stage 5 - 21  
Right portal - move to stage 5 - 20

Description : Use Sharkun to get to most right of starting point to get remote bomb. Then the rest is pretty easy, nothing to be worried. Make all your way to Southwest, there is a machine producing doppelgangers, kill all you needs and destroy the machine. The +life will also found at the right top corner. Portals will also appear at there. Refer above to next stage.

=====  
5 - 18  
=====

Target : Kill all the CD  
Remarks : Have bomber MAX kill all 8 CD  
Item : fire x2, +bomb x2, skate x3, geta, love  
Chara item : sword, shield, roller, star --- items are random  
Finishing : Game over - if time ends 0:00  
Left portal - move to stage 5 - 14  
Middle portal - move to stage 5 - 21  
Right portal - move to stage 5 - 11

Description : Teleport hole is at the center and right below it, the item love located there. Be careful of the prism; make sure you confirmed the direction of its deflection. 3 portals will appear at the southeast corner. Refer above to next stage.

=====  
5 - 19  
=====

Target : Kill all the monster within 3 mins  
Remarks : Have bomber MAX Kill all 8 monster before time ends 1:00  
Item : fire x2, +bomb x2, skate x3, geta, remote bomb, +life x2,  
life jacket  
Chara item : sword, shield, roller, star --- items are random  
Finishing : Game over - if time ends 0:00  
Retry - if can't manage to kill all monster by time 1:00  
Left portal - move to stage 5 - 22 (B1)  
Right portal - move to stage 5 - 16

Description : I think combination of Steggdon with remote bomb does really help out in this stage. It really saves you a lot of time. Another amazing thing in here is the +life item, this stage have 2 of it and life jacket as well. The yellow hole on top will lead you to southeast; Green hole on left will lead you to northeast; Blue hole at bottom will lead you to northwest; Pink hole at right will lead you to southwest. Portals will appear at the center. Refer above to next stage. Be prepares for fighting boss.

=====  
5 - 20  
=====

Target : Kill all the within 3 mins  
Remarks : Have bomber MAX kill all 5 before time ends 1:00  
Item : fire x2, +bomb x2, skate x3, geta, remote bomb, +life x2,  
life jacket  
Chara item : sword, shield, roller, star --- items are random  
Finishing : Game over - if time ends 0:00



!!!!!!!!!!!!!!!!!!!!!!!!!!!!!!  
!Special Pitching Stage!  
!!!!!!!!!!!!!!!!!!!!!!!!!!!!!!

=====  
1 - 04  
=====

Target : Kill all the Butterflies within 3 mins  
Remarks : Have bomber MAX kill all 3 Butterflies before time ends 1:00  
Item : fir, +bomb, skate, geta  
Chara item : sword, shield, roller, star --- items are random  
Finishing : Game over - if time ends 0:00  
Retry - if can't manage to kill all Butterfly by time 1:00  
Top portal - move to stage 1 - 02  
Middle portal - move to stage 1 - 07  
Bottom portal - move to stage 1 - 08

Description : It's just a small map, very simple stage. Portals will appear at the south east corner, refer above to next stage.

=====  
1 - 07  
=====

Target : Kill all the entire monster  
Remarks : Have bomber MAX kill all 7 monster  
Item : fire x2, +bomb, skate x2, geta, remote bomb  
Chara item : sword, shield, roller, star --- items are random  
Finishing : Game over - if time ends 0:00  
Top portal - move to stage 1 - 12  
Left portal - move to stage 1 - 11  
Right portal - move to stage 1 - 04

Description : It's a good stage to power up if you had choose to come from stage 1 - 04. The remote bomb is at the right side and the portals will appear at the center. Refer above to next stage.

=====  
1 - 09  
=====

Target : Get all the Chara items  
Remarks : Have bomber MAX get all 6 Charabom items  
Item : fire x2, +bomb x2, skate x3, geta, love  
Chara item : sword, shield, roller, star --- items are random  
Finishing : Game over - if time ends 0:00  
Retry - if can't manage to kill all Butterfly by time 1:00  
Left portal - move to stage 1 - 05  
Middle portal - move to stage 1 - 06  
Middle portal - move to stage 1 - 14  
Right portal - move to stage 1 - 16

Description : The item love is at the bottom continent. 4 portals will appear at the southeast corner. Refer above to next stage.

=====  
1 - 13  
=====

Target : Kill all the monster within 3 mins  
Remarks : Have bomber MAX kill all 9 monster before time ends 1:00  
Item : fire x2, +bomb x2, skate x3, geta, love, life jacket, +life  
Chara item : sword, shield, roller, star --- items are random  
Finishing : Game over - if time ends 0:00  
Retry - if can't manage to kill all monster by time 1:00  
Top portal - move to stage 1 - 18  
Middle portal - move to stage 1 - 17  
Bottom portal - move to stage 1 - 11

Description : Love is at the bottom, life jacket is at the far east corner and +life is at the center. 3 portals will also appear at the +life location. Refer above to next stage.

=====  
2 - 03  
=====

Target : Kill all the monsters within 3 mins  
Remarks : Have bomber MAX kill all 6 monsters before time ends 1:00  
Item : fire x2, +bomb, skate x2, geta, remote bomb  
Chara item : sword, shield, roller, star --- items are random  
Finishing : Game over - if time ends 0:00  
Retry - if can't manage to kill all monster by time 1:00  
Top portal - move to stage 2 - 10  
Left portal - move to stage 2 - 01  
Middle portal - move to stage 2 - 02  
Right portal - move to stage 2 - 06

Description : Remote bom is at the center on your right, 4 portals will appear at the center. Refer above to next stage.

=====  
2 - 10  
=====

Target : Kill all the Huricanes  
Remarks : Have bomber MAX destroy all 8 Huricanes  
Item : fire x2, +bomb x2, skate x2, geta, life jacket  
Chara item : sword, shield, roller, star --- items are random  
Finishing : Game over - if time ends 0:00  
Retry - if destroyed all the wind machine  
Top portal - move to stage 2 - 07  
Middle portal - move to stage 2 - 03  
Left portal - move to stage 2 - 13  
Right portal - move to stage 2 - 14

Description : Make sure you don't destroyed all the wind machines before you get to kill all Huricanes. 4 portals will appear at the south, refer above to next stage.

=====  
2 - 12  
=====

Target : Kill all the monster except Deathspider  
Remarks : Have bomber MAX kill all 5 monster except Deathspider  
Item : fire x2, +bomb x2, skate x2, geta, remote bomb

Chara item : sword, shield, roller, star --- items are random  
Finishing : Game over - if time ends 0:00  
Retry - if killed any Deathspider  
Top portal - move to stage 2 - 19  
Left portal - move to stage 2 - 15  
Middle portal - move to stage 2 - 08  
Right portal - move to stage 2 - 09

Description : 4 portals will appear at the southwest corner. Refer above to next stage.

=====  
2 - 15  
=====

Target : Kill all the monster  
Remarks : Have bomber MAX kill all monster  
Item : fire x2, +bomb x2, skate x3, geta, life jacket, +life  
Chara item : sword, shield, roller, star --- items are random  
Finishing : Game over - if time ends 0:00  
Top portal - move to stage 2 - 18  
Middle portal - move to stage 2 - 17  
Left portal - move to stage 2 - 12  
Right portal - move to stage 2 - 13

Description : 4 portals will appear at the center, refer above to next stage.

=====  
3 - 04  
=====

Target : Kill all the build all the Cake Bridge  
Remarks : Have bomber MAX build all 4 Cake Bridge  
Item : fire x2, +bomb x, skate x2, geta, love  
Chara item : sword, shield, roller, star --- items are random  
Finishing : Game over - if time ends 0:00  
Top portal - move to stage 3 - 11  
Left portal - move to stage 3 - 02  
Right portal - move to stage 3 - 08

Description : 3 portals will appear at the southeast corner, refer above to next stage.

=====  
3 - 06  
=====

Target : Build all the Cake Bridge without killing any monster  
Remarks : Have bomber MAX build all 4 Cake Bridge without killing monster  
Item : fire x2, +bomb, skate x2, geta, life jacket  
Chara item : sword, shield, roller, star --- items are random  
Finishing : Game over - if time ends 0:00  
Retry - if killed any monster before crossing all bridges  
Left portal - move to stage 3 - 03  
Middle portal - move to stage 3 - 13  
Middle portal - move to stage 3 - 10  
Right portal - move to stage 3 - 09

Description : Portals will appear at the bottom, refer above to next stage.

=====  
3 - 14  
=====

Target : Kill all the Eaton  
Remarks : Have bomber MAX kill all 5 Eaton  
Item : fire x2, +bomb x2, skate x3, geta, love, +life  
Chara item : sword, shield, roller, star --- items are random  
Finishing : Game over - if time ends 0:00  
Top portal - move to stage 3 - 16  
Middle portal - move to stage 3 - 10  
Left portal - move to stage 3 - 07  
Right portal - move to stage 3 - 19

Description : Portals will appear at the south of the new continent.

=====  
3 - 12  
=====

Target : Kill all the monster  
Remarks : Have bomber MAX kill all 9 monster  
Item : fire x2, +bomb x2, skate x3, geta, love, +life  
Chara item : sword, shield, roller, star --- items are random  
Finishing : Game over - if time ends 0:00  
Top portal - move to stage 3 - 15  
Left portal - move to stage 3 - 09  
Middle portal - move to stage 3 - 08  
Right portal - move to stage 3 - 05

Description : Portals will appear at the southwest corner, refer above to next stage.

=====  
4 - 04  
=====

Target : Kill all the Boyoyon  
Remarks : Have bomber MAX kill all 4 Boyoyon  
Item : fire x2, +bomb, skate x2, geta, remote bomb  
Chara item : sword, shield, roller, star --- items are random  
Finishing : Game over - if time ends 0:00  
Top portal - move to stage 4 - 08  
Left portal - move to stage 4 - 03  
Right portal - move to stage 4 - 06  
Bottom portal - move to stage 4 - 01

Description : 4 portals will appear at the northeast corner, refer above to next stage.

=====  
4 - 09  
=====

Target : Kill all the monsters within 3 mins  
Remarks : Have bomber MAX kill all 8 monster before time ends 1:00  
Item : fire x2, +bomb x2, skate x3, geta, life jacket, +life  
Chara item : sword, shield, roller, star --- items are random  
Finishing : Game over - if time ends 0:00  
Retry - if can't manage to kill all monster by time 1:00

Left portal - move to stage 4 - 07  
Right portal - move to stage 4 - 14  
Top portal - move to stage 4 - 10  
Bottom portal - move to stage 4 - 05

Description : 4 portals will appear at the south after you ride the last Cable car. Refer above to next stage.

=====  
4 - 07  
=====

Target : Kill all the monster except Oil Pot within 3 mins  
Remarks : Have bomber MAX kill all 5 monster except Oil Pot before time ends 1:00  
Item : fire x2, +bomb x2, skate x3, geta, remote bomb  
Chara item : sword, shield, roller, star --- items are random  
Finishing : Game over - if time ends 0:00  
Retry - if can't manage to kill all monster except Oil Pot by time 1:00  
- if killed any Oil Pot  
Left portal - move to stage 4 - 02  
Middle portal - move to stage 4 - 09  
Middle portal - move to stage 4 - 05  
Right portal - move to stage 4 - 12

Description : 4 portals will appear at the southeast corner, refer above to next stage.

=====  
4 - 13  
=====

Target : Kill all the monster except Battery  
Remarks : Have bomber MAX kill all 5 Battery  
Item : fire x2, +bomb x2, skate x3, geta, remote bomb  
Chara item : sword, shield, roller, star --- items are random  
Finishing : Game over - if time ends 0:00  
Retry - if killed any Battery  
Top portal - move to stage 4 - 16  
Left portal - move to stage 4 - 06  
Middle portal - move to stage 4 - 08  
Right portal - move to stage 4 - 09

Description : 4 portals will appear at the southeast corner, refer above to next stage.

=====  
5 - 05  
=====

Target : Destroy all the Doppelganger machines  
Remarks : Have bomber MAX bomb both the Doppelganger machines  
Item : fire x2, +bomb, skate x2, geta, remote bomb, love, life jacket  
Chara item : sword, shield, roller, star --- items are random  
Finishing : Game over - if time ends 0:00  
Top portal - move to stage 5 - 11  
Left portal - move to stage 5 - 02  
Right portal - move to stage 5 - 06  
Bottom portal - move to stage 5 - 09

Description : 4 portals will appear at the southeast corner, refer above to next stage.

=====  
5 - 15  
=====

Target : Kill all the monster except Mega Bomber  
Remarks : Have bomber MAX kill all 4 monster except Mega Bomber  
Item : fire x2, +bomb x2, skate x3, geta, +life  
Chara item : sword, shield, roller, star --- items are random  
Finishing : Game over - if time ends 0:00  
Retry - if killed any Mega Bomber  
Left portal - move to stage 5 - 12  
Middle portal - move to stage 5 - 11  
Middle portal - move to stage 5 - 13  
Right portal - move to stage 5 - 19

Description : 4 portals will appear at the southeast corner, refer above to next stage.

=====  
5 - 12  
=====

Target : Kill all the Mouse within 3 mins  
Remarks : Have bomber MAX kill all 7 Mouse before time ends 1:00  
Item : fire x2, +bomb x3, skate x3, geta, remote bomb  
Chara item : sword, shield, roller, star --- items are random  
Finishing : Game over - if time ends 0:00  
Retry - if can't manage to kill all Mouse by time 1:00  
Top portal - move to stage 5 - 08  
Left portal - move to stage 5 - 15  
Right portal - move to stage 5 - 18  
Bottom portal - move to stage 5 - 17

Description : 4 portals will appear at the southeast corner, refer above to next stage.

=====  
5 - 13  
=====

Target : Kill all the monster  
Remarks : Have bomber MAX kill all 7 monster  
Item : fire x2, +bomb x2, skate x3, geta, life jacket  
Chara item : sword, shield, roller, star --- items are random  
Finishing : Game over - if time ends 0:00  
Retry - if can't manage to kill all Butterfly by time 1:00  
Top portal - move to stage 5 - 10  
Middle portal - move to stage 5 - 11  
Left portal - move to stage 5 - 15  
Right portal - move to stage 5 - 16

Description : 4 portals will appear at the southwest corner, refer above to next stage.

!!  
Congratulation !!! You Had Completed The whole game play pregress. You had yet



revealed another Game Ending. Thank You For Playing! See You Again!

!!

\*\*\*\*\*

```

  _____ \ ===== \ _____ \
  |   | |   | \          SECTION 2.2 [CBM2]          |   | |   | \
  |   | | | [ ] |          CHARABOMS                  |   | | | [ ] |
  | | | | | ;_ /          \ _____ / | | | | | ;_ /
  \ _____ / | | _____ \ _____ / | |

```

\*\*\*\*\*

=====  
Charabom  
=====

\_\_\_\_\_  
+ No.01 +  
-----

Name : Dragon  
 Level : 1  
 Attack : 005 / 256  
 Defend : 003 / 204  
 Special : 002 / 200  
 Speed : 000 / 070  
 Element : Fire  
 Released: Stage 1 - 01  
 Ability : Increase fire power by 1

\_\_\_\_\_  
+ No.16 +  
-----

Name : Elephant  
 Level : 2  
 Attack : 007 / 225  
 Defend : 006 / 210  
 Special : 007 / 225  
 Speed : 000 / 080  
 Element : Earth  
 Released: Stage 1 - 05  
 Ability : Increase bomb number to 4 sets

\_\_\_\_\_  
+ No.09 +  
-----

Name : Seahorse  
 Level : 4  
 Attack : 012 / 210  
 Defend : 014 / 240  
 Special : 014 / 210  
 Speed : 000 / 100  
 Element : Water  
 Released: Stage 2 - 06  
 Ability : Set all your available bombs in a row by pressing twice the A button

\_\_\_\_\_  
+ No.12 +  
-----

Name : Pomuclaw  
 Level : 3  
 Attack : 005 / 210  
 Defend : 010 / 210

Special : 015 / 240

Speed : 000 / 090

Element : Electric

Released: Stage 2 - 07

Ability : Move the soft-rock during bonuses or mini games, press B to dash, you will not gain control on the direction while dashing. Cannot use remote bomb when mounting!

---

+ No.20 +

-----  
Name : Big Ox

Level : 16

Attack : 053 / 230

Defend : 053 / 200

Special : 054 / 230

Speed : 000 / 080

Element : Earth

Released: Stage 3 - 02

Ability : Hold a bomb by pressing A twice and hold, release the button will throw the bomb forward.

---

+ No.03 +

-----  
Name : Twin Dragon

Level : 6

Attack : 030 / 275

Defend : 020 / 180

Special : 010 / 205

Speed : 000 / 070

Element : Fire

Released: Stage 3 - 03

Ability : activate search bomb that targeted on monster, search bomb will stick to a wall if there is no monster around.

---

+ No.07 +

-----  
Name : Sharkun

Level : 11

Attack : 036 / 210

Defend : 037 / 260

Special : 037 / 190

Speed : 000 / 100

Element : Water

Released: Stage 4 - 05

Ability : Walk through walls(soft-rocks only) but still will die if the bomb is blasting the soft-rocks you hiding on.

---

+ No.14 +

-----  
Name : Pomu Chicken

Level : 10

Attack : 020 / 210

Defend : 032 / 190

Special : 048 / 260

Speed : 000 / 090

Element : Electric

Released: Stage 4 - 06

Ability : Press the B button while facing a monster to shoot a music note that will freeze the monster for 5 secs. Cannot use remote bomb when mounting!

---

+ No.05 +

-----  
Name : Steggdon

Level : 15

Attack : 075 / 290

Defend : 050 / 180

Special : 025 / 190

Speed : 000 / 070

Element : Fire

Released: Stage 5 - 02

Ability : Able to set deadly 5x5 bomb.

---

+ No.18 +

-----  
Name : Unicornus

Level : 7

Attack : 023 / 220

Defend : 023 / 210

Special : 024 / 230

Speed : 000 / 080

Element : Earth

Released: Stage 5 - 03

Ability : Push the soft blocks away by pressing B until it hit on something to stop. Cannot use remote bomb when mounting.

---

+ No.21 +

-----  
Name : Shargon

Level : 1

Attack : 005 / 250

Defend : 003 / 220

Special : 002 / 190

Speed : 000 / 060

Element : Fire/Water

Released: Fused from any Fire + Water Charabom

Ability : Set the available bombs in a row by pressing twice the A button and each bomb has the penetrating ability depending on the fire power.

---

+ No.22 +

-----  
Name : Pomu Dragon

Level : 1

Attack : 005 / 235

Defend : 003 / 185

Special : 002 / 240

Speed : 000 / 060

Element : Fire/Electric

Released: Fused from any Fire + Electric Charabom

Ability : Enable deadly 5x5 bomb, while standing on the bomb you set, press A button and hold, then choose the direction you want to place the deadly bomb.

+ No.26 +

-----  
Name : Elephadon  
Level : 1  
Attack : 005 / 285  
Defend : 003 / 180  
Special : 002 / 195  
Speed : 000 / 060  
Element : Fire/Earth  
Released: Fused from any Fire + Earth Charabom  
Ability : Enable max bombs number and max fire power.

+ No.24 +

-----  
Name : Sparkun  
Level : 1  
Attack : 005 / 155  
Defend : 003 / 225  
Special : 002 / 280  
Speed : 000 / 060  
Element : Electric/Water  
Released: Fused from any Electric + Water Charabom  
Ability : Enable max speed and walk through walls. May die if you happen to stand on the block you wanted to bomb.

+ No.25 +

-----  
Name : Saigon  
Level : 1  
Attack : 005 / 205  
Defend : 003 / 220  
Special : 002 / 235  
Speed : 000 / 060  
Element : Water/Earth  
Released: Fused from any Water + Earth Charabom  
Ability : Enable max bomb, pressing A button twice to set all bombs in a row.

+ No.23 +

-----  
Name : Pomu Fang  
Level : 1  
Attack : 005 / 190  
Defend : 003 / 185  
Special : 002 / 285  
Speed : 000 / 060  
Element : Electric/Earth  
Released: Fused from any Electric + Earth Charabom  
Ability : Enable max bomb, press B button to jump 1 tile forward. Unable to use remote bomb!

+ No.28 +

-----  
Name : Thunder Liger  
Level : 70

Attack : 250 / 355  
Defend : 200 / 275  
Special : 250 / 360  
Speed : 000 / 050  
Element : Fire/Earth/Electric  
Released: Complete 100 jumps in rope jumping Bonus  
Ability : Max number of bombs, speed and fire power

---

+ No.11 +

-----  
Name : Pomu  
Level : 1  
Attack : 002 / 215  
Defend : 003 / 210  
Special : 005 / 235  
Speed : 000 / 090  
Element : Electric  
Released: Stage 1 - 01 (Bomberman Version)  
Ability : max moving speed

---

+ No.06 +

-----  
Name : Sea Balloon  
Level : 2  
Attack : 005 / 215  
Defend : 008 / 235  
Special : 007 / 210  
Speed : 000 / 000  
Element : Water  
Released: Stage 1 - 05 (Bomberman Version)  
Ability : walk through bombs

---

+ No.17 +

-----  
Name : Sain  
Level : 4  
Attack : 013 / 230  
Defend : 013 / 210  
Special : 014 / 220  
Speed : 000 / 080  
Element : Earth  
Released: Stage 2 - 07 (Bomberman Version)  
Ability : Able to kick bomb in straight line

---

+ No.02 +

-----  
Name : Seadran  
Level : 3  
Attack : 015 / 260  
Defend : 010 / 200  
Special : 005 / 200  
Speed : 000 / 070  
Element : Fire  
Released: Stage 2 - 06 (Bomberman Version)  
Ability : Able to penetrate soft blocks; depending on fire power.

+ No.08 +

-----  
Name : Shell  
Level : 7  
Attack : 023 / 210  
Defend : 024 / 250  
Special : 023 / 200  
Speed : 000 / 100  
Element : Water  
Released: Stage 3 - 03 (Bomberman Version)  
Ability : Enable shield by pressing B to defend from being attack

+ No.13 +

-----  
Name : Animal Pomu  
Level : 6  
Attack : 010 / 210  
Defend : 020 / 200  
Special : 030 / 250  
Speed : 000 / 090  
Element : Electric  
Released: Stage 3 - 02 (Bomberman Version)  
Ability : Ability to jump forward 1 block by pressing B

+ No.19 +

-----  
Name : Strong  
Level : 11  
Attack : 037 / 220  
Defend : 036 / 200  
Special : 037 / 240  
Speed : 000 / 080  
Element : Earth  
Released: Stage 4 - 06 (Bomberman Version)  
Ability : Ability to pitch bomb forward 1 block by pressing B

+ No.04 +

-----  
Name : Pteradon  
Level : 10  
Attack : 048 / 280  
Defend : 032 / 180  
Special : 020 / 200  
Speed : 000 / 070  
Element : Fire  
Released: Stage 4 - 05 (Bomberman Version)  
Ability : Enable mine bombs

+ No.10 +

-----  
Name : Angola  
Level : 16  
Attack : 053 / 200  
Defend : 054 / 275  
Special : 053 / 185

Speed : 000 / 100  
Element : Fire  
Released: Stage 5 - 02 (Bomberman Version)  
Ability : Enable homing bomb

---

+ No.15 +

-----  
Name : Beast Pomu  
Level : 15  
Attack : 025 / 200  
Defend : 050 / 185  
Special : 075 / 275  
Speed : 000 / 090  
Element : Electric  
Released: Stage 5 - 03 (Bomberman Version)  
Ability : While standing on a bomb, press A button and hold it. Move the bomb to your desirable place and release the A button to explode it.

---

+ No.27 +

-----  
Name : Turtle King  
Level : 70  
Attack : 220 / 320  
Defend : 230 / 310  
Special : 250 / 360  
Speed : 000 / 050  
Element : Fire/Water/Electric  
Released: Complete 100 jumps in rope jumping Bonus(Bomberman Version)  
Ability : Able to walk through walls, max fire power and speed

---

+ No.29 +

-----  
Name : Fly Shark  
Level : 85  
Attack : 300 / 380  
Defend : 270 / 290  
Special : 280 / 330  
Speed : 000 / 040  
Element : Fire/Water/Earth  
Released: I'm still working on it, if you want a quick and easy then go to this memory view address 02005CC0 and put 01. You had enabled it.  
Ability : Max fire power and bombs number. Pressing A twice will set all your available bombs.

---

+ No.30 +

-----  
Name : Ele Mouse  
Level : 85  
Attack : 240 / 275  
Defend : 290 / 315  
Special : 320 / 410  
Speed : 000 / 040  
Element : Water/Earth/Electric  
Released: I'm still working on it, if you want a quick and easy then go to this memory view address 02005CD0 and put 01. You had enabled it.  
Ability : Max speed and number of bombs, able to walk through walls.

\*\*\*\*\*

_     \	=====	_     \
-       [ ]		-       [ ]
;_ /		;_ /
\_ /	=====	\_ /

SECTION 2.3 [BNS]  
BONUSES

\*\*\*\*\*

=====

=Bonus 1=

-----

Target : Destroy as many balloons as you can

Rewards : +life for every 20 kills

Tricks : Holding A button and move around

Links : <https://www.youtube.com/watch?v=NZ9UR1GRKQQ>

=====

=Bonus 2=

-----

Target : Get as many items as you can with Unicornus kicking blocks

Rewards : fire x3, +bomb x2, skater x4, love, remote bomb, +life

Tricks : Get the 2 items on your right 1st, then kick the bottom soft block twice with B button. Get all the 4 items on your left and then go to the block that have skater below it and kick it to right side, there, you can now get all the items.

Links : <https://www.youtube.com/watch?v=3J8YHdH4Mnc>

=====

=Bonus 3=

-----

Target : Get as many items as you can with Pomu jumping

Rewards : fire, +bomb, skater, love, +life

Tricks : Do not touch the red square !!! It will slow you down, 1st all, jump towards your right side to get the fire continue to the end then jump down to get the skater. Then jump down again to get the +life and jump once to left and jump up once to get the skater. Lastly, jump to left to get +bomb and love and head left, jump up once and there, you got all the items.

Links : <https://www.youtube.com/watch?v=308rlraBZwc>

=====

=Bonus 4=

-----

Target : Get as many items as you can with bombs

Rewards : fire, +bomb, skater, love, remote bomb, + life

Tricks : set bomb at either down or right side of your starting point and repeat on the other side. Get the skater and then set another bomb from there. Then go up and set the bomb right line from +bomb and get the fire. From there hold A button until next bomb out and exploded, go get the +bomb on the right and when you walk back, you set the bomb above the remote bomb. Then go to the left side of skater and set the bomb on the most bottom of that line. Now head up and left to get the 2 items and go down, set the bomb 1 square right from the fire(2 squares from geta). Lastly, go get the skater, love and remote bomb, and last bomb should set 4 squares away from +life, there you go. All items in hand.

Links : <https://www.youtube.com/watch?v=ahXxPqEiujo>



=Bonus 5=

-----

Target : Get the item base on the score you get by jumping off rope
Rewards : +bomb(10), skater(20), remote bomb(40), love(60), +life(80), secret Charabom(100)
Tricks : The rope will swing faster and faster, practice make perfect, there is no quick tips for this. Keep in mind, with perseverance, everything is possible.
Links : https://www.youtube.com/watch?v=tBBIhIyJvyc

=Bonus 6=

-----

Target : Get the item base on the distance you jumped through rings correctly
Rewards : fire(10), +bomb(20), skater(30), remote bomb(40), +life(50)
Tricks : there are 3 lines showing different set of rings, the guide is on the right side. When the ring shows at the left then you press left, right then you press right, in the middle then you press up. If 2 ring simultaneously then you press down.
Links : https://www.youtube.com/watch?v=f14m7Ka8Ybo

=Bonus 7=

-----

Target : Get the items through finding 3 similar related picture on left
Rewards : fire, +bomb, skater, remote bomb, love, +life
Tricks : Go row by row and search the correct item, you must go very fast. Quite take some time to master this; I spent a lot of time on this.
Links : https://www.youtube.com/watch?v=zWjVvQlQetY

=Bonus 8=

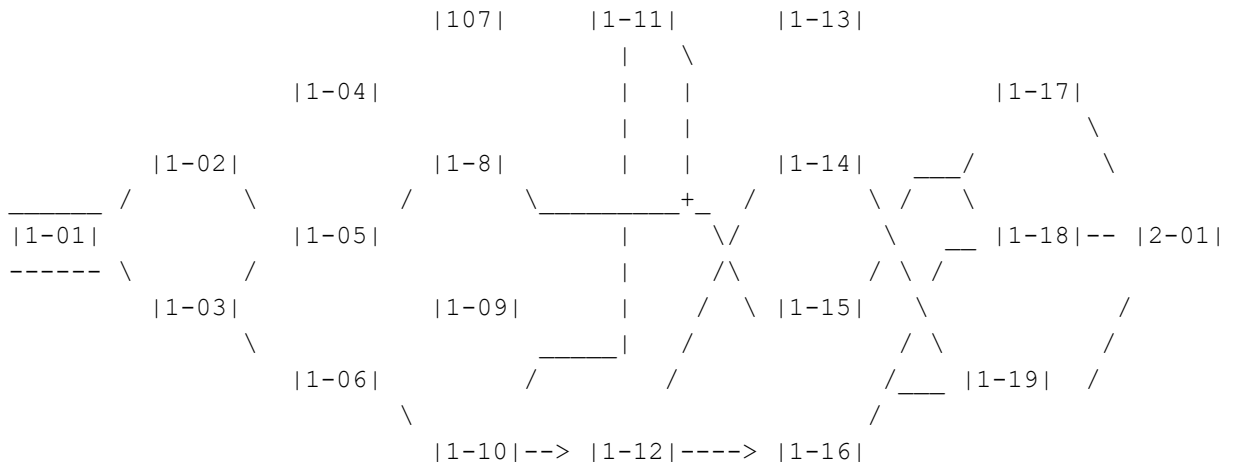
-----

Target : Kick the bomb to bowl and get the item it hit with 3 chances
Rewards : geta, fire, +bomb, skater, remote bomb, love, +life
Tricks : You have to good in calculating the timing to kick off, see through the space between 2 geta.

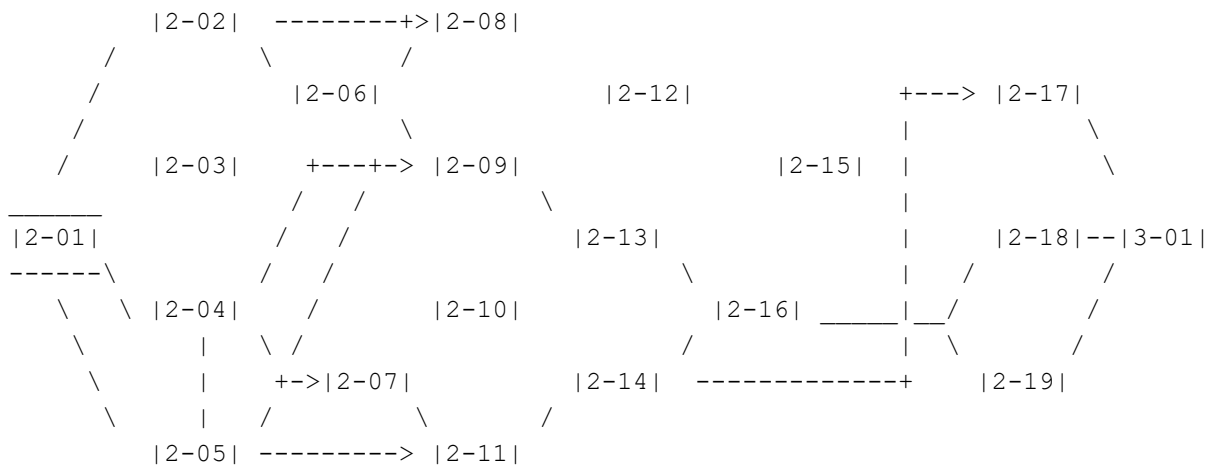
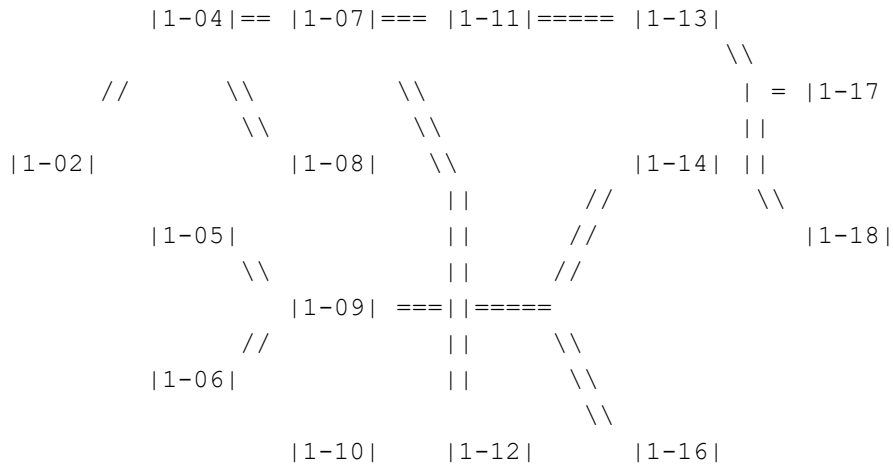
\*\*\*\*\*

Diagram with lines and text: SECTION 3.1 [MAPS] Quick References - Maps

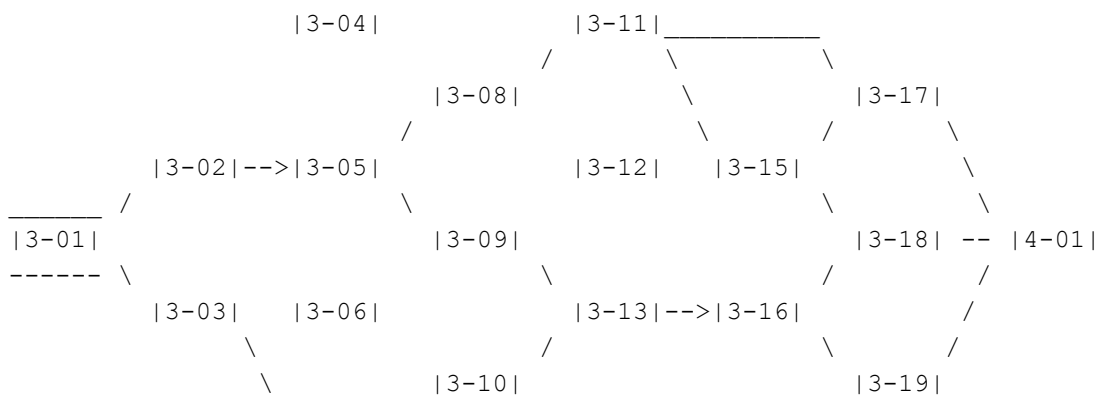
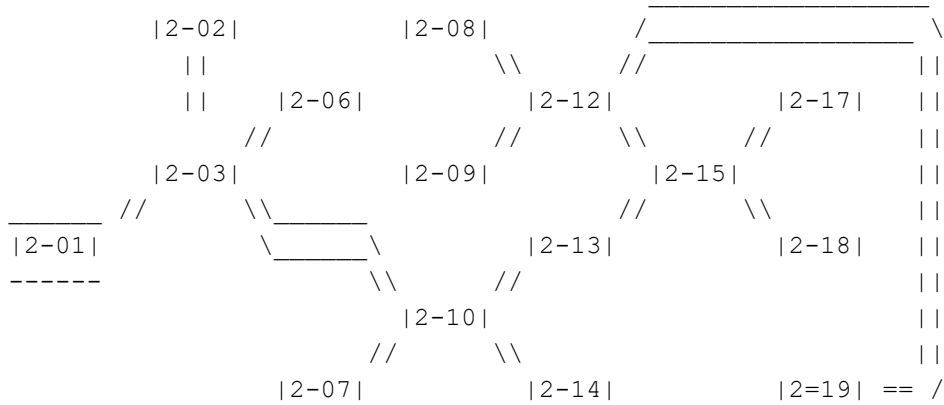
\*\*\*\*\*



Garden Pitching Area



Material Pitching Area





```

-----
      | \ | / | \ | / | / | /
\ |5-04| -+ |5-08| | |5-12| | |5-16| --> |5-20| | /
      | | | / | |5-24|
      +-----+ / /
      | / | /
|5-05| |5-09| -+ |5-13| |5-17| -+ |5-21| -+

```

Laboratory Pitcing Area

```

|5-02| |5-06| |5-10| | _____ |5-18|
||      ||      ||__  ||
||      ||      |__  | ||      _____
||      ||      ||  ||  ||  | _____ |
|| _____ ||__  __||  ||__  ||  _____ ||
| _____ |5-11| __ | | 5-15| __ | |5-19|
||      ||__  ||__  ||__  ||  ||
||      |__  ||__  ||__  |  ||
||      _____ ||  ||  ||
||      | _____ |  ||  ||
||      ||  __||  __||
||      |5-08| ===== |5-12| __ | |5-16| __ |
||      ||      ||      ||
||      ||      ||      ||
||      ||__  ||__  ||
|5-05| === |5-09| |__  |5-13| |__  |5-17| ||
      || _____ ||
      | _____ |

```

\*\*\*\*\*

```

  _____ \ ===== \ _____ \
  _ | || [] |          SECTION 3.2 [ACKL]          _ | || [] |
  | | _ | || ; _ /          ACKNOWLEDGMENT          | | _ | || ; _ /
  \ _____ / | _ | ===== \ _____ / | _ |

```

\*\*\*\*\*

Special Thanks to Hudson for creating such interesting bomberman gaming system I never know before. Charabom is awesome no doubt for it. Thanks to GameFags for hosting useful game web for everyone.

Credits to:

- 1) Me, myself for taking initiative to perform a task.
- 2) Luigifan18 for his Charabom guides.
- 3) ASCii Generator online for inspiring me my artworks.
- 4) My lap, PC, hard disk, my late dog Rocky.