

- corrected spelling mistakes
- corrected and added some info's
- edited and added more info's in the walkthrough

Version 1.6

- added some tips
- edited some answers to the questions in FAQ section
- edited walkthrough
- corrections
- more info's

Version 1.8

- added the 53 kb Password List section
- added one more tip
- corrected some info's

Version 1.9

- added some more info's

Version 2.0

- added some info's
- new section Ante Card Prizes added.

=====
[Legal Disclaimer]
=====

This FAQ/Walkthrough is copyrighted to Knives Stampede. This document may only be posted in the internet, printed, or edited with the permission of the author. This document may only be printed with permission for personal use only. Do not steal it or sell it.

"You don't have to steal, just ask." - B.O.F. III

=====
Table of Contents:
=====

- 1 - Introduction
- 2 - Controls
 - .1 - Normal Mode
 - .2 - Battle Mode
 - .3 - Menu
- 3 - Duelist Level
- 4 - Deck Capacity
- 5 - Card Summons
- 6 - Map
 - .1 - Clock Tower Square Map
 - .2 - Park Map
 - .3 - Bridge Map
 - .4 - Aquarium Map
 - .5 - Pier Map
- 7 - Walkthrough
 - .1 - Clock Tower Square
 - .2 - Park
 - .3 - Card Shop
 - .4 - Bridge
 - .5 - Aquarium
 - .6 - Building
 - .7 - Aquarium: Joey vs. Tsunami
 - .8 - The Ghouls
 - .9 - The Ghouls: Pier
 - .10 - Ancient Cards

- .11 - Finals
- 8 - Locator Cards
- 9 - Ante Card Prizes
- 10 - Tips
- 11 - Password List
- 12 - Frequently Asked Questions
- 13 - Credits
- 14 - Contact Info

1 - Introduction

The game starts when Seto Kaiba held a tournament in the Battle City. When you started your new game, enter your name on the screen and then Joey and Yugi should come inside your house and they will ask you if you are ready. Go outside and before the tournament starts, you should talk to all the important people first then the tournament will start. As you progress throughout the game, you will discover that the Marik Ishtar is up to something and you will have to stop him with Yugi and the others.

The game evolves from a normal card game to a nice RPG card game. The game has it's own plot and story and you can also level up to gain extra deck capacity that allows you to use more or powerful cards. WARNING: Some sections of this FAQ has SPOILERS just to warn you.

2 - Controls

As you can see, these section is for the controls of the game in different modes. Each type of mode in the game has different controls so if you are confused in the controls or it's your first time to play the game, look at this section to make the your start easier.

2.1 - Normal Mode

These controls are only applied if you are not in a battle with the other characters, while talking to people, and at the menu.

A - Talk to people

B - Hold B to run
- Cancel talking

R - Challenge people to battle

L - View Menu

Select - View Menu

Start - View Menu

Directional Buttons - Moves your character Up, Down, Left, or Right

2.2 - Battle Mode

These controls are used when battling people.

A - Confirms action

- Summons cards from the hand to the field
- Choose any monster in the field to Attack, Defend, Sacrifice, or activate it's effect.

B - Views the card's details

- Discards
- Cancels action
- End turn

R - Views how many cards the opponent has in hand

L - Views your or your opponent's monsters' Attack and Defense on the field

Select -

Start -

Directional Buttons - Moves the cursor Up, Down, Left, or Right

----- 2.3 - Menu -----

This section is for the controls of the menu with its little sections

- STATUS

A - Highlight Status and press A to see your duelist information

B - Press B on the status to go back to the menu

- TRUNK

A - Highlight Trunk and press A to see your cards that are currently not in use in your deck

- Press A on a card to see it's details, move the card to your Deck, or return a card to your Trunk.

B - Serves as the "Back" button

- Cancel action

R -

L - Press L repeatedly to see your cards' type and summon, it's cost, and it's attack and defense.

Select - Press Select repeatedly to sort the cards by number, name, attack, defense, type, summon, quantity, cost, and stars.

Start - Press Start to quickly sort the cards by number, name, attack, defense, type, summon, quantity, cost, and stars.

Directional Buttons - Press Up and Down button to move the cursor

- DECK

A - Highlight Deck and press A to see your cards that are currently in use in your deck

- Press A on a card to see it's details or return your card to your Trunk.

B - Serves as the "Back" button

- Cancel action

R -

L - Press L repeatedly to see your cards' type and summon, it's cost, and it's attack and defense.

Select - Press Select repeatedly to sort the cards by number, name, attack, defense, type, summon, quantity, cost, and stars.

Start - Press Start to quickly sort the cards by number, name, attack, defense, type, summon, quantity, cost, and stars.

Directional Buttons - Press Up and Down button to move

3 - Duelist Level

Your Duelist Level allows you to use certain cards whose cost is lower than your Duelist Level. However, if your Duelist Level is lower than the cost of a certain card, you cannot view it's details and you cannot also move the card from your trunk to your active deck. You can increase your level by battling with people.

4 - Deck Capacity

Deck Capacity is related to your duelist level. As you gain more deck capacity, your duelist level also grows. Deck Capacity is like a limit to use strong cards. For example, the stronger the cards, the more space it takes in the deck capacity and the weaker the cards, the less space it takes; so this will avoid you to use a lot of strong cards that will make the game very easy (and will make you also cheap). If you exceeded your limit, you cannot leave the menu unless you fix your deck first.

5 - Card Summons

There are several Summons of the cards in the game, each kind has it's own strengths and weaknesses. A certain card will automatically win over it's strength but, it also automatically loses when attacked by it's weakness. For example, an Earth type card's strength is Thunder type while it's weakness is Wind type. If an Earth type attacked a Thunder type, the Earth type card automatically wins regardless of their attacks. They can still inflict damage if your monster's attack is higher than the opponents'. However, if you attacked a Wind type monster using your Earth type OR you got attacked by a Wind type, your card will automatically lose.

This is the list of the different types of the cards including it's color, strength, and weakness.

```

-----
|   SUMMON   |   STRENGTH   |   WEAKNESS   |   COLOR   |
|-----|-----|-----|-----|
| Aqua      | Pyro         | Thunder      | Blue      |
| Divine    | -----     | -----     | Purple    |
| Dreams    | Shadow       | Fiend        | Light Green * |
| Earth     | Thunder      | Wind         | Brown     |
| Fiend     | Shadow/Dreams | Light       | Violet    |
| Forest    | Wind         | Pyro        | Green     |
| Light     | Fiend        | Shadow       | Grey      |
| Pyro      | Forest       | Aqua        | Red       |
| Shadow    | Light        | Dreams      | Black     |
| Thunder   | Aqua         | Earth       | Yellow    |
| Wind      | Earth        | Forest      | Light Green |
-----

```

6 - Walkthrough

NOTE: This section has a lot of SPOILERS so if you DONT want it to spoil your game, just use the walkthrough IF you are stuck at something or you don't have any idea what to do next and then continue your game without looking at the walkthrough. If you want to play your game smoothly, then use the walkthrough in the entire game if you want to do so.

When you started your game, enter your name and Yugi and Joey will come inside your house. Go outside. Seto Kaiba will explain the rules. Those who win battles and collected the six locator cards will be able to create the map that leads to the finals. The tournament starts at 9 am sharp. You start with Level 72.

6.1 - Clock Tower Square

Recommended 4 Star Monster Offense: 500+

Clock Tower Square Map:

Legend:

- <E - exit/entrance
- Y - Yugi's house
- C - Cemetery
- KC - Kaiba Corporation
- L - Locator Card
- (- -) - to another screen

```

X      1      2      3      4      5
Y -----
1 |      |      | C L |
  |      |      |      |
  -----
2 |      | L   |      |

```



Now challenge those people who doesn't walk around by pressing the R button. Challenge Yugi and he'll say that it is not time yet and he will leave. Head left to the next area to challenge Mai Valentine and she'll leave. Head down and challenge Bonz the spiky-haired guy and he will leave you. Head left again and challenge Underwoods, the guy with the green hair. He will leave. Now, go up and challenge Tsunami to battle, he'll say it's not starting yet so he will leave. After you talked to them, go to the left and try to leave the screen, Joey should appear and say that the "battle" started.

Go to the "area 3-2" (see map section) below the Cemetery and beat one of the three guys hanging around there. After the game, go up to the Cemetery and beat Mr. Bonz. The types of his cards are fiend type so use light type cards. Beat him in a challenge and receive the Card Locator then go to the "area 2-2" and challenge the guy standing at the middle of the screen and beat him. If you defeated him, he will call his other brother and you will have to fight again, so defeat the 2nd guy and that guy will call their oldest brother Espa Roba. They use psychic decks. If you defeated the 3 brothers, they will leave and you will get another Card Locator as your prize.

Now go to Yugi's house (area 1-5) and you should see Joey inside the shop. Battle him and if you defeated, him, he will leave the shop. Go back to the Cemetery and on your way there, you should see Mr. Bonz 2 screens away from the Cemetery. Talk to him and he will say that they got beaten up and kicked out by the guys wearing hoods. Now proceed to the Cemetery and beat the guy standing in the middle of the Cemetery. Beat him in a battle and he will leave the Cemetery. Now go back to Mr. Bonz and he will thank you for what you did and now they can come back to the Cemetery.

After doing these things, battle all the other people that you never challenged before. This will make your Duelist Level higher. And also, dont forget to battle the brothers again because they give you high Dominos. Now go to area 3-4 and you should be to at least level 110 by now. Before battling Rex, make sure you save the game by going to your house and pressing the A button at your PC and make sure that your cards are strong (probably 700+ attack) because Rex has a pretty strong deck. Now battle him and if you defeated him, he will give you a Card Locator which is your 4th. Now all you need is 2 more.

Now that there's no more new enemies to fight here except the "machine", go outside the Clock Tower and since you have 4 Card Locators now, the Park should be unlocked by now.

Recommended 4 Star Monster Offense: 900+

Pak Map:

Legend:

<E - exit/entrance

L - Locator Card

(- -) - to another screen

X	1	2
Y	-----	
1		

2	<E	L

When you arrived, talk to the guy walking around the area, he will tell you that the mime isn't talking whatever you say. Talk to the mime and you will see that it isn't really telling you something at all. Note that the cards of the people here are strong so be sure that you visit the Card Shop first before fighting and buy strong cards (see Tips section for buying). Anyways, after buying, go back and after arrival, challenge the guy to a duel and win it. Then go up, challenge the 3 person to a duel. Also, one of them should ask you if you know where Yugi is;

Choices:

- if you said no, he will decline the challenge,
- if you said yes, he will accept the challenge.

Beat him and he will talk about Mai Valentine.

After defeating those 3 people, go right and challenge the all the people you see there and defeat them. Then go down and you will see that there's a group of four people, one of them is Mr. Underwoods, which is the top-left one. Be sure to challenge the other 3 first (top-right, bottom-left/right) or else you may not be able to fight Mr. Underwoods in a challenge. All you need is to use one Pyro type monsters to beat him. Beat him and he will call you a maggot (damn Underwoods), also, you will get your 5th Card Locator! But don't leave yet, beat him 2 more times and he will accept his defeat and he will also tell you about Kaiba's plans to search for the rare cards. He wants you to look for it too and he is also going to look for it. You may also want to battle him a couple of times more for more Dominos, level up, and for Deck Capacity expansion. Now go back to the Clock Tower Square and go to the "area 2-4" where you first saw Bonz. There is a guy standing there. Talk to him and he'll say that there is a rumor going on the Card Shop so head to the Card Shop!

6.3 - Card Shop

Recommended 4 Star Monster Offense: 800+

Now head to the Card Shop and the owner of the shop will say that you've been making a name for yourself and that you're quite strong duelist. He was waiting for you to visit. Surprise! The guy is not the shop owner, he's the

guy with the mask known as Arkana and he wanted you to duel with him. He will challenge you to a match downstairs in the so-called basement duel chamber where you cannot move. The rule is.. the loser of the game will be chopped to pieces. His cards are pretty strong so be careful and buy stronger cards if needed by talking to the guy which is the real shop owner at the left of the shop entrance inside. He also uses Shadow cards. Use cards that has more than 700 attack.

After you beat him, the blades will come closer to him and he will be saved by you (yes you) but then Mr. Marik will appear and he will kill him. Head back to Yugi's house in the Clock Tower Square and you will see Namu. Talk to him and leave the Clock Tower Square. Now you should see two unlocked places! The Bridge and the Building. But first, let's head to the Bridge!

 6.4 - Bridge

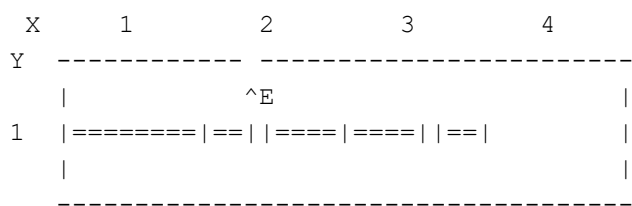
Recommended 4 Star Monster Offense: 1100+

Tips: Use Thunder type cards

Bridge Map:

Legend:

- ^E - exit/entrance
- L - Locator Card
- (- -) - to another screen
- === - water
- || - bridge



As soon as you enter the bridge, you will see Seto Kaiba battling with a guy and say that the opponent was too weak and no challenge. After the battle, he will noticed you watching and he will recognize you as one of Yugi's companion. He will ask you to tell Yugi that he will accept Yugi's challenge anytime and that there's no need to wait for the Tournament finals and when they meet, it'll be Yugi's end. Now go talk and challenge all the people in here for a level up. But be sure that you really have a lot of strong monsters because most of the opponent's cards has an offense of 900 for 4 stars. Now head left and defeat the guy, then head back right two times and defeat the other one and then proceed to the right.

Remember the mime that doesn't talk on the Park area? Yes, he will appear here at this point as soon as you arrived in this area and he will challenge you to a duel. He has a really strong cards and be sure you that you have 1000+ offense of level 4 Aqua type monsters. Defeat him and Mr. Marik will appear again saying that you ruined their affairs again. Here, you will have an option to ask him, to ask what he is up to or to ask who he is.

Choices:

- Ask what he is up to, and he will say that the Ghouls has one goal, to collect all the ultimate rare cards to gain the ultimate power.
- Ask who he is and he'll say that he is Marik Ishtar

After what he told you, the mime will fall down. Now leave and a new place

should be unlocked now, the place is called Aquarium.

6.5 - Aquarium

Recommended 4 Star Monster Offense: 1300+

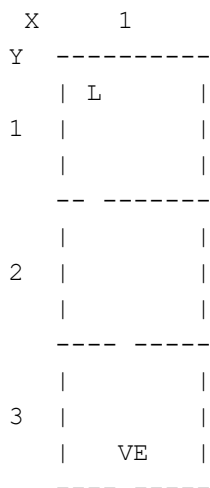
Aquarium Map:

Legend:

VE - exit/entrance

L - Locator Card

(- -) - to another screen



When you enter Aquarium, talk to the guy standing in front of you and defeat him in a battle by challenging him. After you defeated him, talk to him and he will leave to a place where there are more duelist such as Park and Card Shop. Then head up and you will see a couple dating. Challenge the girl to a battle and defeat her then defeat the guy next. After the battle leave and head up to Tsunami. He will decline your challenge because he will battle only after Joey showed up so let's now go to the Building!

6.6 - Building

Recommended 4 Star Monster Offense: 1000+

When you enter the area, you will see a blond girl named Mai Valentine, talk to her and she will talk about Joey and them. Defeat her into a fight and talk to her. She will leave. Go inside the building and you should see Joey Wheeler at the left side playing arcade. Talk to him and he'll say that he forgot that he promised to meet Tsunami at the Aquarium so he will leave. Then approach the 3rd guy inside the building to battle and beat him; then go to the second floor and beat all of duelists club. After beating the duelists club, head upstairs and beat the 2 people in there then go back to the Aquarium to pay a visit for Tsunami!

6.7 - Aquarium: Joey vs. Tsunami

Recommended 4 Star Monster Offense: 1300+

Aquarium Map:

Legend:

VE - exit/entrance
L - Locator Card
(- -) - to another screen

```
X      1
Y -----
  | L   |
1  |     |
  |     |
  -----
  |     |
2  |     |
  |     |
  -----
  |     |
3  |     |
  |  VE |
  -----
```

As soon as you enter the screen where Tsunami was, you'll see Joey and Tsunami battling but Joey can't seem to win. After the scene, battle the girl that walks around and win it. Now try to challenge Tsunami and he will decline it again. Talk to Joey and he'll say that he can't find his weak points so he'll ask you a way to beat Tsunami. Challenge him to a battle and he'll say that it's a good idea. He's pretty easy so you should be able to handle him without any problems. Talk to him again and he'll say that Tsunami always uses sea monsters and that will give him an idea. Remember, you have to duel everyone at the Aquarium to duel Tsunami.

Now talk to Tsunami and he should say that you are good at dueling so you can now duel him for locator cards! He's pretty hard and he has 1000+ attack for his level 4 monster so I suggest to save before you fight him. Anyways, after you defeated him, Joey will praise you and Tsunami will be sorry because he failed his dad; also, you'll get your 6th locator card! Talk to Tsunami and Joey will say that Tsunami did a good job in the battle, you will also get two choices, make him cheer up or be tough.

Choices:

- If you chose to make him cheer up, he won't take your encouragement and he'll say that he has to be stronger and beat you so he'll leave.
- If you told him to be tough, he'll think of his dad and realize what his dad did and he will not be going to break into that.

He'll stay and you can battle him as long as you want. Leave and re-enter. You'll see that Joey is gone. Now go back to Clock Tower Square to Yugi's house!

6.8 - The Ghouls

Recommended 4 Star Monster Offense: 1300+
Map: Please see the Clock Tower Square Map section.
Hints: Before battling any Ghouls, first, see the tips on how to defeat the Ghouls easily in the Tips Section.

As long as you enter Yugi's house, you'll see Yugi on there and his Grandpa will say that Joey Wheeler came by a while ago and he left with Tea Gardener. He also added that there's something wrong with him. Talk to Yugi and the

Ghouls should appear. They will talk about Joey and Tea Gardener. Then they will give you two choices, to keep your deck or to release your friends. Either way, the Ghouls will leave but just choose the second one. Talk to Yugi and leave. The plan is, if you found a clue, just go back to Yugi's house.

Two Ghouls can be found in Clock Tower Square, one in Art, two in the Bridge, two in Aquarium.

Leave to the next screen and talk to the guy and he'll say that Roba and Bonz was attacked by the Ghouls so you should talk to them but first, go to "area 1-1" outside your house and talk to the guy, he will help you gather information. Now, there will be two in this area, one in Espa Roba's and one in the Cemetery. I suggest you to save and go talk to Bonz first and head to the Cemetery, he only has 1100+ attack. Defeat him and he should leave the Cemetery. Now, head to the "area 2-3" and you should see Roba and his bros standing there then talk to them. Now go up and you'll see one of the Ghouls there. Talk and you'll be challenged. You should be able to handle these guys without having too much problems. After you beat this guy, he is going to leave too. You can battle them again and again by just re-entering the screen. After you're done, leave and go to the Art, remember the area where you cannot enter and it is off limits? Yes, go there.

When you enter this place, you should see 3 Ghouls standing on the front door, talk to them and they will challenge you. I suggest you to use one "Skelengel" or any other light type mosnters. If you're lucky enough to get this on the start of the battle, then you can beat them with no problems. Just beat every Ghouls located in different places TWICE or more (locations are stated above). Then go to the Park and finally, Ghouls should appear there. Go to Underwoods and you should see him losing with Keith. After that, Underwoods and his crew will leave and Keith will battle you. Defeat Keith and you will be given two choices to ask, where are your friends or who is Marik Ishtar.

Choices:

- If you ask where your friends are, he'll tell you to tell Yugi that fighting Marik is waste of time and Pegasus is nothing compared to him.
- If you ask who Marik is, he will tell that Marik gave him a chance to get revenge to Yugi and Seto Kaiba and they will ruin this tournament.

Now defeat the other 3 Ghouls in this area as many as you want.

Now, go back to Yugi's house and you will see Yugi, Mai and Tristan should appear too. Mai will say that Seto should know exactly where Joey is because he can track all the locations of the duelists then after the conversation, all of you will leave in search of Kaiba. Now, when you walk, Yugi will be behind you (cool!). Go to the Kaiba Corporation and talk to the security guard. The security guard will refuse to call Kaiba so challenge him and defeat him on a duel. After you defeated him, he will hear you out and he will say that Mokuba should know where Seto is and now you're off to look for Mokuba!! Save your game, go to Card Shop and rebuild your deck. Make sure you have an attack at least 1400+ and get Torriental Tribute, Raigeki etc.

Got any ideas where he can be found? Well, since he is a kid, he would like to play arcade games so go to the Building and a scene should appear in there. Also, if you fight Rex Raptor, Underwoods, Bonz or Espa Roba, they will give you hints about Mokuba. The Ghouls will try to get Mokuba with them but you and Yugi came in rescue. The two Ghouls will challenge you to a duel at the top of the building. You will get to choose either Lumis or Umbra to battle and pick anyone you want since both of them are hard. Defeat them and they wouldn't believe that they lost and they'll say that you're too strong. And he also says that he is Marik Ishtar and he owns a Millennium Item!! Now they two

will fall and now leave to talk to Mokuba. Seto will be in the Art Gallery so time to go there!

6.9 - The Ghouls: Pier

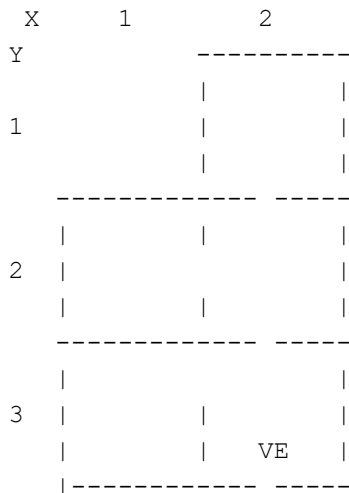
Recommended 4 Star Monster Offense: 1400+

Pier Map:

Legend:

VE - exit/entrance

(- -) - to another screen



As soon as your arrive at the Art Gallery, Seto will talk to you. He will locate where Joey is and Joey will be in the pier. When you leave, a new place will be unlocked called Pier. Go inside and Keith of Ghouls should approach you. He'll challenge you to a duel, defeat him and he will fall. By the way, there's also a building that you can enter in this area, the entrance is in the left and you may be able to see Marik holding the Millenium Puzzle. Now go all the way up and you should see Joey and Tea but something is wrong with Joey. He is possessed by Marik by controlling his mind. He will challenge Yugi in a match, but if Yugi refused, he will kill Tea. The loser sinks in the sea bounds with chains and weighted by an anchor. Yugi will lose and you'll be given two choices, to dive in or to stay put. Dive in and rescue Yugi.

After you saved Yugi, it's now your turn to battle Joey! You should be able to defeat him without having problems since you just rebuild your deck. After defeating him, Joey will regain his senses and the mind control will be broken. He wouldn't remember anything he did but it doesn't really matter since you already saved him. Now time to go back to Yugi's house! Talk to Joey and he'll leave to get his final locator card. Now everyone will be amazed by you and they will want you to win the tournament. Now you have tons of fans! Go back to the Aquarium and you'll see Mai and her "fiancé". Note that this is optional but I recommend you to do this part.

6.10 - Ancient Cards

Recommended 4 Star Monster Offense: 1400+

Magnum will say that Mai and him made a promise that if he won the duel, Mai will marry him but she will deny it and say that he is a stalker. Mai will ask you if you can deal with him and if you defeated him, she'll marry you and

leave. Defeat the guy and he'll leave. Now exit and leave. Head to the Art gallery and some girl will approach you. She'll say that she's been waiting for you to come to discuss about something important. She'll talk to you about the ancient Egypt. After talking, she'll battle you to confirm that you possess true power that she believes you possess.

After you defeated her, she will believe that you are truly skilled and you can end her brother's mad scheme. You'll be given choice to ask, who is her brother or what scheme she was talking about. Her brother is Marik Ishtar and his scheme is to gather the forbidden cards that will give him ultimate power. She will entrust you with one of the Egyptian Gods, but before that you must duel once more. Seto will appear and battle you. He's pretty hard so expect him to have high powered cards, perhaps he's the one who created the tournament! Beat him and he'll leave saying that even if he doesn't have the Egyptian God, he will still win. Then she will congratulate you and give you Obelisk the Tormentor to stop her brother. Obelisk Tormentor has an attack and defense of 4,000 damage and will wipe out all the monsters on opponents side of the field.

6.11 - Finals

Recommended 4 Star Monster Offense: 2000+

Extra Info: You may want to get trap cards that will counter-attack your opponent's action. Trap Cards and Magic Cards will be important in order to defeat the finalists.

After getting the Egyptian God, go back to Yugi's house and you'll see Yugi, Joey, and the others gathering in there and waiting for you. Joey already got his sixth locator card and all of you will check where the finals are taking place. Tea says that it might be in the stadium. When you arrive there, Namu will appear. Proceed to the next screen and talk to all the Duelists that is in there and finally. Don't forget to talk to Mai, she will give you a Cyber Harpie card for defeating the stalker. Finally, talk to the guy that is hosting the finals which is at the front of the stairs. When you talked to him, Marik Ishtar or a fraud Marik should appear being the last finalist of the game.

Before you compete, you may want to pull up your Deck Capacity up to at least 3000 because it will be really hard to defeat these finalists. You can increase you capacity quickly by battling Rex on the Park, Tsunami on the Pier, or Bonz at the Cemetery in Clock Tower Square. I suggest you to battle Bonz since the other 2 gives you the same amount of Deck Capacity you'll earn. Bonz' cards is weak to, he only has like 300+ cards so you can defeat him quickly and easily. This will reduce the time you're going to spend in leveling up for the tournament. If you want to receive more Domino's, you can battle Tsunami or Rex but they will be harder to fight and it will take you more time to be strong enough to beat the tournament.

Also, you can battle Keith again by going to the Pier and then head left to the entrance of the building (area 1-3). After you beat him he will complain about something and if you tell him something positive, he will to duel you again. He's really tough, and he likes to use Machine conversion factory on his Machine cards (he uses a machine-type deck) and a lot of infinite dismissals.

After having a strong deck, you can now proceed to the finals. The first match is Yugi and Ryou, they both have a Millennium Item. Yugi will defeat Ryou using his god card Slifer the Sky Dragon. Second Match is you vs Marik

Ishtar.. is it? We'll see. Expect a hard battle. Yugi will know that the guy isn't Marik Ishtar. My advice is try to have Torrential Tributes and Widespread Ruins as much as you can and use them in a good timing. You don't have to get all your cards to have an attack of 1900+ if you have these trap cards.

Odion

Recommended 4 Star Monster Offense: 1900+

Field Type: Rock

After you defeated him, Joey will notice the change of weather and Yugi will say that the Gods are angry because he wasn't the rightful owner but he used it and that Namu is Marik Ishtar (!). And yes, he is Marik Ishtar. He said that that guy is one of his loyal puppets. He assumed his guise to be close to Yugi and them and it allowed him to brainwash Yugi's friends. He's been waiting for this moment for a very long time. He'll say that he can finally collect the God cards and get revenge to Yugi and the world! Marik will laugh after the guy you defeated fall and then he will transform himself using his Millennium Item and destroy everything with the God cards! After that, he will leave the stadium.

The third match will be the real Marik Ishtar vs. Joey Wheeler! Joey seems to be confident to make Marik fall but Yugi will warn Joey to be careful of the trapped darkness inside his soul. Marik will thank him for breaking his control but he will say that he is not the same as before and there will be no weaknesses for him. He said that he would deliver Joey to the Shadow Realm! Joey will be defeated and Marik will laugh at him saying that it is the Shadow Realm. Joey will collapse. Then Yugi will ask what he is up to and Marik will say that he just wanted to destroy everything except himself.

Now you will be inside the room. Go outside the room and head to the room in front of you and you will see Marik. He will say something about Odion and he will notice that there is someone behind him. He will recognize you. He will tell you that you will suffer too just like Joey and tells you to prepare for your defeat and then he will leave. Now leave the room and go to the elevator and on to the 1st floor. Head right and the host will announce the fourth match: Seto Kaiba vs. Mai Valentine. Mai Valentine will lose and Seto will say that he has all the God cards, and he will defeat Yugi and become the Duel king. Mai will apologize to Joey because she failed.

You will be inside the room again and Mokuba will be on the way so talk to him the talk to the other finalists. After talking to them, talk to Mokuba and finally, you will leave the room. Yugi and the group will be walking and Yugi will ask what those ruins and towers are. Then, Seto will come and laugh saying that it is the Kaiba Corp Island! This island was built by his stepfather many years ago and once used by an arms manufacturer. He will say that he will become the Duel king and surpass his stepfather.

They will be welcomed to the Duel Tower and proceed to the semifinals. The two winners of the semifinals will battle and determine who will be the Duel king is. However, the first semifinals match will be you and Yugi! Talk to the host if you want to start the duel or you may leave to level up again. Anyways, if you started the duel, Yugi will say that one of you has to proceed and bring down Marik Ishtar for the sake of his soul and for the sake of their friends. Yugi will be easier so defeat him.

Yugi Muto

Recommended 4 Star Monster Offense: 1600+

Field Type: Shadow

After you defeated Yugi, he will tell you that you are strong enough to defeat Marik and he will give you his God card Slifer the Sky Dragon (!) to defeat Marik. The second semifinal match will be Marik and Seto Kaiba. Seto had been waiting for this to battle Marik and use his God cards. Seto will prepare a stage and activate the Solid Vision System. The surroundings will change to a Coliseum! He will say that it is a duel with their god cards at stake. He said that Marik's god card would fall for his Blue Eyes White Dragon and Marik replied that the god card will send him in the Shadow Realm. Seto's 3 Blue Eyes White Dragon has been wiped out by Marik's god card! Seto has been defeated! Seto cannot believe what he saw and he will collapse.

Now, rebuild your deck and put stronger cards and add Slifer the Sky Dragon. When you are ready to face Marik talk to the host and the match will begin. Marik will say that the end is now starting in the world of tombkeepers and he grew in the Shadow Realm. He described the Shadow Realm as an eternal darkness which no one can escape. His former self feared and loathed that darkness but now it is his true love and he will turn the world into darkness! He wanted everyone to taste the despair he had been through. He said that if you failed to defeat him, the Egyptian God Cards will be his.

Marik Ishtar

Recommended 4 Star Monster Offense: 2000+

Uses: Shadow type cards

Marik couldn't believe that his God card lost. You will receive the god card The Winged Dragon of Ra! Then Marik will collapse. Joey will regain his senses. Joey will notice everyone and he notices that Mai is crying. Then they will say that they were all worried about him because he lost the Shadow Duel and he won't wake up. Joey will praise you for defeating Marik and he seemed to be back to his normal self. Mokuba will come in and say that they'll be reaching Domino soon and leave. He will come back again and say that his brother Seto already woke up and he will thank you and leave. After that, the group will disembark and you will see Marik's sister, the one who gave you Obelisk the Tormentor. She will say that you've done admirably and she will thank you because Marik Ishtar has been thwarted from bringing his cruel design to fruition. Now, she will ask for the return of the god cards (noo). You will be given a choice to say yes or no.

Choices:

- If you said Yes, she will thank you.
- If you said No, she'll say that the god cards must be sealed away so that a crisis like this will never happen again and she will ask for the god cards again..

Give the god card to Marik's sister, Ishizu Ishtar. She'll thank you and she was grateful for what you have done. Then the follower of Marik, Odion, will appear carrying Marik Ishtar. Marik's sister will say that the evil in his brother is now gone and that they all owe you for your selfless sacrifice; she witnessed your friendship and your courage that shattered the evil in the Shadow Realm and that they shall never appear again before you. After that, she'll say goodbye and thank you for the one last time and leave. The follower of Marik will thank you and leave.

After that, you'll be back to Clock Tower Square with Joey and Yugi! Joey will thank you and Yugi because you two saved his life. Yugi will say not to worry about it because they all worked hard together and in spite of everything, it was great and it was fun competing with everybody. Joey will agree to him and say that the Tournament's over now and now it's back to boring school again. Yugi will reply that they can get together and play anytime and they should remain as duelists. Joey will agree and then you three

will split up now.

T H E E N D

7 - Locator Cards

This section is about on how or where you can get the locator cards. The following lists provides information about each character that has a locator card.

MR. BONZ

Summon: Fiend type monsters

Location: Cemetery in the Clock Tower Square

Recommended 4 Star Monster Offense: 500+

Requirements:

- defeated one of the guys below the cemetery (area 3-2)

Extra Info:

- use Light type monsters

ESPA ROBA

Summon: Thunder type monsters

Location: Clock Tower Square "area 2-2"

Recommended 4 Star Monster Offense: 500+

Requirements:

- beat the 2 brothers in Clock Tower Square "area 2-2"

Extra Info:

- use Earth type monster

REX RAPTOR

Summon: Earth type monsters

Location: Clock Tower Square "area 3-4"

Recommended 4 Star Monster Offense: 700+

Requirements:

- should be at level 100+

Extra Info:

- use Wind type monsters

MR. UNDERWOODS

Summon: Forest type monsters

Location: Park "area 2-2"

Recommended 4 Star Monster Offense: 900+

Requirements:

- defeated the other 3 people with him

Extra Info:

- watch out for his Pinch Hopper (1300 att 1560 def)

- use Pyro type monsters

TSUNAMI

Summon: Aqua type monsters

Location: Aquarium "area 1-3"

Recommended 4 Star Monster Offense: 1300+

Requirements:

- talked to Joey in the Building

- beat Joey in the Aquarium

Extra Info:

- uses 1000+ attack sea monsters

- use Thunder type monsters

 8 - Ante Card Prizes

First of all, thanks to Sean Yang for sending me an outstanding file about cards that can be won by putting an ante in a battle so this section lists all the cards that you can win by making a bet. However, the section is not done yet so bare with me and hope that I will receive more info's!

Bandit Keith

Card	Type	Summon	Cost	Att	Def
7 Completed	Magic		75		
Armored Zombie	Zombie	Fiend	183	1500	0
Blast Sphere	Machine	Pyro	161	1400	1400
Clown Zombie	Zombie	Fiend	150	1350	0
Dragon Zombie	Zombie	Fiend	207	1600	0
Launcher Spider	Machine	Pyro	20	2200	2500
Machine Conversion Factory	Magic		100		
Metalmorph	Magic		2		
Metalzoa	Machine	Fiend	95	3000	2300
Pendulum Machine	Machine	Shadow	86	1750	2000
Slot Machine	Machine	Fiend	6	2000	2300
Space Megatron	Machine	Fiend	86	1400	2000
Stop Defense	Magic		10		
The Snake Hair	Zombie	Fiend	183	1500	1200
Zoa	Fiend	Fiend	30	2600	1900

Rex Raptor

Card	Type	Summon	Cost	Att	Def
Anthrosaurus	Dinosaur	Earth	87	1000	850
Crawling Dragon #2	Dinosaur	Fiend	207	1600	1200
Little D	Dinosaur	Earth	103	1100	700
Megazowler	Dinosaur	Earth	86	1800	2000
Trakadon	Dinosaur	Earth	140	1300	800
Two-Headed King Rex	Dinosaur	Earth	207	1600	1200
Two-Mouth Darkruler	Dinosaur	Fiend	72	900	700
Uraby	Dinosaur	Earth	183	1500	900
Wasteland	Magic		40		

Weevil

Card	Type	Summon	Cost	Att	Def
Big Insect	Insect	Forest	183	1200	1500
Cockroach Knight	Insect	Forest	72	800	900
Crazy Fish	Fish	Aqua	207	1600	1200
Darkfire Dragon	Dragon	Pyro	183	1500	1250
Darkfire Soldier #1	Pyro	Pyro	233	1700	1150
Dark Prisoner	Fiend	Shadow	87	600	1000
Dharma Cannon	Machine	Fiend	72	900	500
Djinn the Watcher of th...	Magician	Wind	72	700	900

Gate Deeg	Beast	Fiend	59	700	900	
Giant Scorpion of the T...	Warrior	Forest	103	1100	1000	
Graveyard and the Hand ...	Zombie	Fiend	72	700	900	
Kanan the Swordmistress	Warrior	Earth	161	1400	1400	
Kanikabuto	Aqua	Aqua	72	650	900	
Kurama	Winged Beast	Wind	59	800	800	
Maiden of the Moonlight	Magician	Dreams	183	1500	1300	
Monster Egg	Insect	Earth	72	600	900	
M-Warrior #2	Warrior	Earth	87	500	1000	
Needle Ball	Fiend	Fiend	53	750	700	
Obese Marmot of Nefario...	Beast	Fiend	59	750	800	
Pale Beast	Beast	Forest	183	1500	1200	
Petit Angel	Fairy	Light	72	600	900	
Senju of the Thousand H...	Fairy	Light	161	1400	1000	
Soldier Ari	Insect	Forest	121	500	1200	
Sword Hunter	Warrior	Earth	16	2450	1700	
Takriminos	Sea Dragon	Aqua	183	1500	1200	
The Drdek	Fiend	Fiend	59	700	900	
The Furious Sea King	Aqua	Aqua	59	800	700	
The Immortal of Thunder	Thunder	Thunder	183	1500	1300	
The Wandering Doomed	Zombie	Fiend	59	800	600	
Unknown Warrior of Fiend	Warrior	Shadow	87	1000	500	
Yaranzo	Zombie	Fiend	183	1300	1500	
Yashinoki	Plant	Forest	59	800	600	
Eradicating Aerosol	Magic		15			
Goblin's Secret Remedy	Magic		15			
Insect Armor With Laser...	Magic		100			
Laser Cannon Armor	Magic		100			
Pot of Greed	Magic		50			
Raigeki	Magic		50			
Stain Storm	Magic		15			

9 - Tips

This section may give you some useful information's. This is only a tips or advices for the gamers who is having trouble and give them some ideas, but you don't have to follow what it says if you have a better ideas.

BATTLE STRATEGIES

- Summon as many strong monsters as you can to attack your opponent's life points.
- If you opponent's keeps on summoning monsters in face down position, summon the weakest monster in your hand in face down defense position. The opponent's monster should attack it without inflicting a damage to your life points. This will leave the monsters in attack position. Attack it with a stronger monster to inflict a damage to his LP. Then attack his LP with the rest.
- When you dont have any stronger cards in your hand than the opponent's monster, pick the weakest one and put it in defense face down position. The opponent's monster should attack it without inflicting a damage to your life points.
- When you have a card(s) in your hand that's stronger than one of your opponent's monsters on the field, pick the strongest one and attack the monster that's weaker than yours.
- Raigeki, Torriental Tribute, Sword of Revealing Light, Monster Reborn, and

Change of Heart are important to have in battle.

- If you have Raigeki in hand and your opponent has 2 or more monsters on his field, use it to destroy the monsters and summon your strongest one to attack his LP.
- When you think you are going to lose the battle and your opponent has a lot of monsters on field that overpowers yours, activate Sword of Revealing Light to disable your opponent from attacking in 3 turns allowing you to wait for higher level monsters to come and sacrifice lower levels to summon the stronger ones.
- Monster Reborn special summons a monster from the Graveyard. You can sacrifice the monster and summon a higher level monster.
- Use the Change of Heart to control one of your opponent's monster on the field for one turn. Pick the strongest one. You can also sacrifice the monster you picked for you to summon level 5+ monsters.
- Don't put any Trap Cards on the field unless you have a good plan.
- When you want to summon a level 5 or higher monster and you have Torriental Tribute, place your T Tribute on the field and summon your weakest monster. The opponent should attack yours but the trap card will counter it destroying your opponent's monsters on the field. Now sacrifice your weakest and summon your level 5 or higher monster. (NOTE: For level 7+, you have to sacrifice 2)
- From SilverBlaze22@aol.com: The card - Darkness Approaches, it turns all of your face-up monster cards, face-down. This is a great strategy for cards like Obelisk, Slifer, and Revival Jam!! The cards effects can be used again!!

BUYING

When buying, make sure you buy a very strong card. For example, the first time you buy, probably after getting locator cards from Roba, Bonz, and Rex, make sure you buy level 4 monsters with 1400+ or more instead of just buying card with an attack of 900 because you're going to be able to save more money. Trust me. If you bought very strong monsters instead of just a "little upgrade", you'll not going to buy cards again and again every time you defeated some guy because you already got a strong enough card that can beat a lot of people. It will take you time before you decide to buy a much stronger cards. Get my point? Unlike if you bought a card that's a just little stronger, you will have to buy a stronger one again just to defeat one guy. Also, it's safer to battle with a "more stronger" card than just a "stronger" card right? Also, buy some trap and magic cards like Raigeki, Torriental Tribute, Sword of Revealing Light, Monster Reborn, and Change of Heart because they will really help you in the end.

DEFEATING THE GHOULS

All you need is to equip at least one Skelengel or any other Light type monsters and at least 3 monsters that has an attack of 1300+. In battle, as soon as you got Skelengel or other Light monster in your hand, place them on the field. Your opponent should switch his position from offense to defense. This will give you an idea, attack all his monsters one by one using your Skelengel and don't summon any other monsters, not even to sacrifice this monster. If you got your monster that has 1300+ attack, use your Skelengel to wipe out any other monsters in the field and use your monster that has an attack of 1300+ to directly attack your opponents Life Points. Repeat the cycle again and again until your opponent falls.

GETTING MORE AND RARE CARDS

Every time you battle, don't forget to put an ante. The rarer your ante,

the stronger the card you will get plus a higher chance of getting a rare card.

LEVEL UP

Before fighting Rex, challenge the guard in front of the Kaiba corporation. After beating him and challenging Bonz at least 4 times, your Duelist level will go up pretty high. You can also challenge Tristan.

+100 DECK CAPACITY

You can increase your deck capacity by going to the machine at the card shop and enter the code 98025229. Your deck capacity will increase by 100 points. This can only be done once in every game.

GOD CARD PASSWORDS

Go to the machine at the card shop and enter the code 99267150 and buy the Five God Dragon at the front counter. Also, enter the code 62873545 to buy Master of Dragon Soldier at the front counter.

FGD

This is another way on how to get the FGD card without using the password: First go to the Kaiba Corp and battle the machine. Use an ante with 5 or more stars, the rarer the better. If you defeated him, you may be able to get the FGD as your prize. Note: This may take several attempts so be patient.

LEVEL UP AREAS

There are several persons who you can battle over and over again. An examples are, Bonz, Underwoods, or Tsunami. Bonz is the easiest one but he gives you the same amount deck capacity as Underwoods give you (before finals). However, Underwoods and Tsunami will give you a higher money but they are harder than Bonz. I suggest you to just battle Bonz because it saves much more time than battlning Underwoods or Tsunami.

TRIBUTE CARDS

A tribute card needs at least 1 monster card to sacrifice from your field to the graveyard in order to summon them. You will know if the monster needs tribute or not by looking on how many stars the card has. If the monster card has 4 stars or less, they can be summoned normally without any tributes. If a card has 5-6 stars, you need to sacrifice 1 monster from your field by pressing the A button on a certain monster on your side of the field. And finally, if a card has 7 or more stars, you need to sacrifice 2 monsters on your field as a tribute. Only monster cards has the stars marked on them and also, you can only summon 1 monster normally per turn.

SLIFER THE SKYDRAGON

Remember the mime at the bridge? He has Slifer the Skydragon! Be sure to get it from him at the end of the duel.

UNHAPPY MAIDEN CARD

At the park, before getting the 5th locator card from Underwood. In (area 2-1) if you defeated the two duelist up there, duel the girl again. She will ask you if she's weak or not. If you say she's weak, the girl will go home and leave you an Unhappy Maiden card.

This is the list of, well, passwords for each card. To get the certain card you want, go to the card shop and there will be a machine on the top-right corner of the shop. Enter the card's password and then buy it at the front counter.

Key:

#	Card	Password
001	Blue Eyes White Dragon	89631139
002	Mystical Elf	15025844
003	Hitotsu-me Giant	76184692
004	Baby Dragon	88819587
005	Ryu-kishin	15303296
006	Feral Imp	41392891
007	Winged Dragon, Guardian of the Fortress #1	87796900
008	Mushroom Man	14181608
009	Shadow Specter	40575313
010	Blackland Fire Dragon	87564352
011	Sword Arm of Dragon	13069066
012	Swamp Battleguard	40453765
013	Tyhone	72842870
014	Battle Steer	18246479
015	Flame Swordsman	45231177
016	Time Wizard	71625222
017	Right Leg of the Forbidden One	08124921
018	Left Leg of the Forbidden One	44519536
019	Right Arm of the Forbidden One	70903634
020	Left Arm of the Forbidden One	07902349
021	Exodia the Forbidden One	33396948
022	Summoned Skull	70781052
023	The Wicked Worm Beast	06285791
024	Skull Servant	32274490
025	Horn Imp	69669405
026	Battle Ox	05053103
027	Beaver Warrior	32452818
028	Rock Ogre Grotto #1	68846917
029	Mountain Warrior	04931562
030	Zombie Warrior	31339260
031	Koumori Dragon	67724379
032	Two-headed King Reaper	94119974
033	Judge Man	30113682
034	Saggi the Dark Clown	66602787
035	Dark Magician	46986414
036	The Snake Hair	29491031
037	Gaia the Dragon Champion	66889139
038	Gaia the Fierce Knight	06368038
039	Curse of Dragon	28279543
040	Dragon Piper	55763552
041	Celtic Guardian	91152256
042	Faceless Mage	28546905
043	Karbonala Warrior	54541900
044	Rogue Doll	91939608
045	Oscillo Hero #2	27324313
046	Griffone	53829412
047	Torike	80813021
048	Sangan	26202165
049	Big Insect	53606874
050	Basic Insect	89091579
051	Armored Lizard	15480588

052 Hercules Beetle	52584282
053 Killer Needle	88979991
054 Gokibore	15367030
055 Giant Flea	41762634
056 Larvae Moth	87756343
057 Great Moth	14141448
058 Kuriboh	40640057
059 Mammoth Graveyard	40374923
060 Great White	13429800
061 Wolf	49417509
062 Harpie Lady	76812113
063 Harpie Lady Sister	12206212
064 Tiger Axe	49791927
065 Silver Fang	90357090
066 Kojikocy	01184620
067 Perfectly Ultimate	48579379
068 Garoozis	14977074
069 Thousand Dragon	41462083
070 Fiend Kraken	77456781
071 Jellyfish	14851496
072 Cocoon of Evolution	40240595
073 Kairyu-shin	76634149
074 Giant Rock Soldier	13039848
075 Man-eating Plant	49127943
076 Krokodilus	76512652
077 Grappler	02906250
078 Axe Raider	48305365
079 Megazowler	75390004
080 Uraby	01784619
081 Crawling Dragon #2	38289717
082 Red Eyes Black Dragon	74677422
083 Castle of Dark Magic	00062121
084 Reaper of the Card	33066139
085 King of Yamimakai	69455834
086 Barox	06840573
087 Dark Chimera	32344688
088 Metal Guardian	68339286
089 Catapult Turtle	95727991
090 Gyakutenno Megami	31122090
091 Mystic Horseman	68516705
092 Rabid Horseman	94905343
093 Zanki	30090452
094 Crawling Dragon	67494157
095 Crass Clown	93889755
096 Armored Zombie	20277860
097 Dragon Zombie	66672569
098 Clown Zombie	92667214
099 Pumpking the King	29155212
100 Battle Warrior	55550921
101 Wings of Wicked Flame	92944626
102 Mask of Darkness	28933734
103 Job-change Mirror	55337339
104 Curtain of the Dark	22026707
105 Tomozaurus	46457856
106 Spirit of the Wind	54615781
107 Kageningen	80600490
108 Graveyard and the Hand of Invitation	27094595
109 All-seeing Goddess	53493204
110 Hero of the East	89987208
111 Doma the Angel of Doom	16972957

112	Life Eater	52367652
113	Dark Gray	09159938
114	White Magical Hat	15150365
115	Kamionwizard	41544074
116	Nightmare Scorpion	88643173
117	Spirit of the Book	14037717
118	Supporter in the South	41422426
119	Trial of Nightmare	77827521
120	Dream Clown	13215230
121	Sleeping Lion	40200834
122	Yamatano Dragon Scroll	76704943
123	Dark Plant	13193642
124	Ancient Tool	49587396
125	Faith Bird	75582395
126	Orion the Battle King	02971090
127	Ansatsu	48365709
128	LaMoon	75850803
129	Namuriko	90963488
130	Weather Control	37243151
131	Octoberser	74637266
132	The 13th Grave	00032864
133	Charubin the Fire	37421579
134	Mystical Capture Chain	63515678
135	Fiend's Hand	52800428
136	Witty Phantom	36304921
137	Mystery Hand	62793020
138	Dragon Statue	09197735
139	Blue-Eyed Silver Zombie	35282433
140	Toad Master	62671448
141	Spiked Snail	98075147
142	Flame Manipulator	34460851
143	Chronolord	61454890
144	Wind Djinn	97843505
145	Phantom Thief	24348204
146	Temple of Skulls	00732302
147	Monster Egg	36121917
148	Sinister Shadow	63125616
149	Lord of the Lamp	99510761
150	Akihiron	36904469
151	Rhaimundos of the	62403074
152	The Melting Red Shadow	98898173
153	Dokuroizo the Grim	25882881
154	Fire Reaper	53581214
155	Larvas	94675535
156	Hard Armor	20060230
157	Firegrass	53293545
158	Man Eater	93553943
159	Dig Beak	29948642
160	M-warrior #1	56342351
161	M-warrior #2	92731455
162	Tainted Wisdom	28725004
163	Lisark	55210709
164	Lord of Zemias	81618817
165	The Judgement Hand	28003512
166	Mysterious Puppeteer	54098121
167	Ancient Jar	81492226
168	Darkfire Dragon	17881964
169	Dark King of the Abyss	53375573
170	Spirit of the Harp	80770678
171	Big Eye	16768387

172 Armaill	53153481
173 Dark Prisoner	89558090
174 Hurricail	15042735
175 Ancient Brain	42431843
176 Fire Eye	88435542
177 Monsturtle	15820147
178 Claw Reacher	41218256
180 Arlownay	14708569
181 Dark Shade	40196604
182 Masked Clown	77581312
183 Lucky Trinket	03985011
184 Genin	49370026
185 Eyearmor	64511793
186 Fiend Reflection #2	02863439
187 Gate Deeg	49258578
188 Synchar	75646173
189 Fusionist	01641882
190 Akakieisu	38035986
191 LaLa Li-oon	09430387
192 Key Mace	01929294
193 Turtle Tiger	37313348
194 Terra the Terrible	63308047
195 Doron	00756652
196 Arma Knight	36151751
197 Mech Mole Zombie	63545455
198 Happy Lover	99030164
199 Penguin Knight	36039163
200 Petit Dragon	75356564
201 Frenzied Panda	98818516
202 Air Marmot of Nefariousness	75889523
203 Phantom Ghost	61201220
204 Mabarrel	98795934
205 Dorover	24194033
206 Twin Long Rods #1	60589682
207 Droll Bird	97973387
208 Petit Angel	38142739
209 Winged Cleaver	39175982
210 Hinotama Soul	96851799
211 Kaminarikozou	15510988
212 Meotoko	53832650
213 Aqua Madoor	85639257
214 Blue Flame Kagemusha	15401633
215 Flame Ghost	58528964
216 Dryad	84916669
217 Black Skull Dragon	11901678
218 Two-mouth Darkruler	57305373
219 Solitude	84794011
220 Masked Sorcerer	10189126
221 Kumootoko	56283725
222 Midnight Fiend	83678433
223 Roaring Ocean Snake	19066538
224 Trap Master	46461247
225 Fiend Sword	22855882
226 Skull Stalker	54844990
227 Hitodenchak	46718686
228 Wood Remains	17733394
229 Hourglass of Life	08783685
230 Rare Fish	80516007
231 Wood Clown	17511156
232 Madjinn Gunn	43905751

233	Dark Titan of Terror	89494469
234	Beautiful Headhunter	16899564
235	Wodan the Resident	42883273
236	Guardian of the Labyrinth	89272878
237	Haniwa	84285623
238	Yashinoki	41061625
239	Vishwar Randi	78556320
240	The Drdek	08944575
241	Dark Assailant	41949033
242	Candle of Destiny	47695416
243	Water Element	03732747
244	Dissolverock	40826495
245	Meda Bat	76211194
246	One Who Hunts Soul	03606209
247	Root Water	39004808
248	Master & Expert	75499502
249	Water Omotics	02483611
250	Hyo	38982356
251	Enchanting Mermaid	75376965
252	Nekogal #1	01761063
253	Angelwitch	37160778
254	Embryonic Beast	64154377
255	Prevent Rat	00549481
256	Dimensional Knight	37043180
257	Stone Armadiller	63432835
258	Beast King of the South	99426834
259	Ancient Sorcerer	36821538
260	Lunar Queen Elzaim	62210247
261	Wicked Mirror	15150371
262	The Little Swordsman	25109950
263	Rock Ogre Grotto #2	62193699
264	Wing Egg Elf	98582704
265	Sea King of Fury	18710707
266	Princess of Tsurugi	51371017
267	Unknown Warrior of Fiend	97360116
268	Sectarian of Secrets	15507080
269	Versaga the Destroyer	50259460
270	Wetha	96643568
271	Megirus Light	23032273
272	Mavelus	59036972
273	Ancient Tree of Enlightenment	86421986
274	Green Phantom King	22910685
275	Terra Bugroth	58314394
276	Ray & Temperature	85309439
277	Gorgon Egg	11793047
278	Petit Moth	58192742
279	King Fog	84686841
280	Protector of the Throne	10071456
281	Mystic Clown	47060154
282	Mystical Sheep #2	83464209
283	Holograph	10859908
284	Tao the Chanter	46247516
285	Serpent Marauder	82742611
286	Gatekeeper	19737320
287	Ogre of the Black Shadow	45121025
288	Dark Artist	72520073
289	Change Slime	18914778
290	Moon Envoy	45909477
291	Fireyarou	71407486
292	Psychic Kappa	07892180

293 Masaki the Legendary Swordsman	44287299
294 Dragoness the Wicked Knight	70681994
295 Bio Plant	07670542
296 One-eyed Shield Dragon	33064647
297 Cyber Soldier of Darkness	75559356
298 Wicked Dragon with Teeth	02957055
299 Sonic Mai	38942059
300 Kurama	85705804
301 Legendary Sword	61854111
302 Sword of Ruin	37120512
303 Dark Energy	04614116
304 Axe of Despair	40619825
305 Lazer Cannon Armor	77007920
306 Insect Armor with Fire	03492538
307 Elf's Light	39897277
308 Beast Fangs	46009906
309 Steel Shell	02370081
310 Vile Germs	39774685
311 Black Pendant	65169794
312 Silver Bow and Arrow	01557499
313 Horn of Light	38552107
314 Horn of the Unicorn	64047146
315 Dragon Treasure	01435851
316 Electro-whip	37820550
317 Cyber Shield	63224564
318 Elegant Egotist	90219263
319 Mystical Moon	36607978
320 Stop Defense	63102017
321 Malevolent Nuzzler	99597615
322 Violet Crystal	15052462
323 Book of Secret Arts	91595718
324 Invigoration	98374133
325 Machine Conversion Factory	25769732
326 Raise Body Heat	51267887
327 Follow Wind	98252586
328 Power of Kaishin	77027445
329 Dragon Capture Jar	50045299
330 Forest	87430998
331 Wasteland	23424603
332 Mountain	50913601
333 Sogen	86318356
334 Umi	22702055
335 Yami	59197169
336 Dark Hole	53129443
337 Raigeki	12580477
338 Mooyan Curry	58074572
339 Red Medicine	38199696
340 Goblin's Secret Recovery	11868825
341 Soul of the Pure	47852924
342 Dian Keto the Cure Master	84257639
343 Sparks	76103675
344 Hinotama	46130346
345 Final Flame	73134081
346 Ookazi	19523799
347 Tremendous Fire	46918794
348 Swords of Revealing Light	72302403
349 Spellbinding Circle	18807108
350 Dark-Piercing Light	45895206
351 Yaranzo	71280811
352 Kanan the Swordmistress	12829151

353 Takriminos	44073668
354 Stuffed Animal	71068263
355 Megasonic Eye	07562372
356 Super War-lion	33951077
357 Yamadron	70345785
358 Seiyaryu	06740720
359 Three-legged Zombie	33734439
360 Zera the Mant	69123138
361 Flying Penguin	05628232
362 Millennium Shield	32012841
363 Fairy's Gift	68401546
364 Black Luster Soldier	05405694
365 Fiend's Mirror	31890399
366 Labyrinth Wall	67284908
367 Jirai Gumo	94773007
368 Shadow Ghoul	30778711
369 Wall Shadow	63162310
370 Labyrinth Tank	99551425
371 Sanga of the Thunder	25955164
372 Kazejin	62340868
373 Suijin	98434877
374 Gate Guardian	25833572
375 Dungeon Worm	51228280
376 Monster Tamer	97612389
377 Ryu-kishin Powered	24611934
378 Swordstalker	50005633
379 La Jinn The Mystical Genie of the Lamp	97590747
380 Blue Eyes Ultimate Dragon	23995346
381 Toon Alligator	59383041
382 Rude Kaiser	26378150
383 Parrot Dragon	62762898
384 Dark Rabbit	99261403
385 Bickuribox	25655502
386 Harpie's Pet Dragon	52040216
387 Mystic Lamp	98049915
388 Pendulum Machine	24433920
389 Giltia the Dark Knight	51828629
390 Launcher Spider	87322377
391 Zoa	24311372
392 Metalzoa	50705071
393 Zone Eater	86100785
394 Steel Scorpion	13599884
395 Dancing Elf	59983499
396 Ocubeam	86088138
397 Leghul	12472242
398 Ooguchi	58861941
399 Swordsman from a Foreign Land	85255550
400 Emperor of the Lance	11250655
401 Ushi Oni	48649353
402 Monster Eye	84133008
403 Leogun	10538007
404 Tatsunootoshigo	47922711
405 Saber Slasher	73911410
406 Yaiba Robo	10315429
407 Machine King	46700124
408 Giant Mech-soldier	72299832
409 Metal Dragon	09293977
410 Mechanical Spider	45688586
411 Bat	72076281
412 Giga-tech Wolf	08471389

413 Cyber Soldier	44865098
414 Shovel Crusher	71950093
415 Mechanicalchaser	07359741
416 Blocker	34743446
417 Blast Juggler	70138455
418 Golgoil	07526150
419 Giganto	33621868
420 Cyber-Stein	69015963
421 Cyber Commander	06400512
422 Jinzo #7	32809211
423 Dice Armadilo	69893315
424 Sky Dragon	95288024
425 Thunder Dragon	31786629
426 Stone Dragon	68171737
427 Kaiser Dragon	94566432
428 Magician of Faith	31560081
429 Goddess of Whim	67959180
430 Water Magician	93343894
431 Ice Water	20848593
432 Waterdragon Fairy	66836598
433 Ancient Elf	93221206
434 Beautiful Beast Trainer	29616941
435 Water Girl	55014050
436 White Dolphin	92409659
437 Deepsea Shark	28593363
438 Metal Fish	55998462
439 Bottom Dweller	81386177
440 7 Colored Fish	23771716
441 Mech Bass	50176820
442 Aqua Dragon	86164529
443 Sea King Dragon	23659124
444 Turu-Purun	59053232
445 Sea Guardian	85448931
446 Aqua Snake	12436646
447 Giant Red Seasnake	58831685
448 Spike Seadra	85326399
449 Ancient Water Turtle	11714098
450 Kappa Avenger	48109103
451 Kanikabuto	84103702
452 Zarigun	10598400
453 Millenium Golem	47986555
454 Destroyer Golem	73481154
455 Barrel Rock	10476868
456 Minomushi Warrior	46864967
457 Stone Ghost	72269672
458 Kaminari Attack	09653271
459 Tripwire Beast	45042329
460 Bolt Escargot	12146024
461 Bolt Penguin	48531733
462 The Immortal of Thunder	84926738
463 Electric Snake	11324436
464 Wing Eagle	47319141
465 Punished Eagle	74703140
466 Skull Red Bird	10202894
467 Crimson Sunbird	46696593
468 Queen Bird	73081602
469 Armed Ninja	09076207
470 Magical Ghost	46474915
471 Soul Hunter	72869010
472 Inhaler	08353769

473 Vermillion Sparrow	35752363
474 Sea Kamen	71746462
475 Sinister Serpent	08131171
476 Spider Crab	34536276
477 Alinsection	70924884
478 Insect Soldiers of Swarm	07019529
479 Cockroach Knight	33413638
480 Kuwagata	60802233
481 Burglar	06297941
482 Pragtical	33691040
483 Garvas	69780745
484 Ameba	95174353
485 Korogashi	32569498
486 Boo Koo	68963107
487 Flower Wolf	95952802
488 Rainbow Flower	21347810
489 Barrel Lily	67841515
490 Needle Ball	94230224
491 Peacock	20624263
492 Hoshiningen	67629977
493 Maha Vailo	93013676
494 Rainbow Marine Mermaid	29402771
495 Musician King	56907389
496 Wilmee	92391084
497 Yado Karu	29380133
498 Morinphen	55784832
499 Kattapillar	81179446
500 Dragon Seeker	28563545
501 Man-eater Bug	54652250
502 Dragon Human	81057959
503 Turtle Ragoon	17441953
504 Fungi of the Musk	53830602
505 Prisman	80234301
506 Gale Dogra	16229315
507 Crazy Fish	53713014
508 Cyber Saurus	89112729
509 Bracchio-Raidus	16507828
510 Laughing Flower	42591472
511 Bean Soldier	84990171
512 Cannon Soldier	11384280
513 Guardian of the Thunder	47879985
514 Brave Scizzar	74277583
515 The Statue of East	10262698
516 Muka Muka	46657337
517 Sand Stone	73051941
518 Boulder Tortoise	09540040
519 Fire Kraken	46534755
520 Turtle Bird	72929454
521 Skullbird	08327462
522 Monstrous Bird	35712107
523 The Bistro Butcher	71107816
524 Star Boy	08201910
525 Spirit of the Mountain	34690519
526 Neck Hunter	70084224
527 Milus Radiant	07489323
528 Togex	33878931
529 Flame Cerebrus	60862676
530 Eldeen	06367785
531 Mystical Sand	32751480
532 Gemini Elf	69140098

533 Kwagar Hercules	95144193
534 Minar	32539892
535 Kamakiriman	68928540
536 Mechaleon	94412545
537 Mega Thunderball	21817254
538 Niwatori	07805359
539 Corroding Shark	34290067
540 Skelengel	60694662
541 Hane-Hane	07089711
542 Masairuzame	33178416
543 Tongyo	69572024
544 Dharma Cannon	96967123
545 Skelgon	32355828
546 Wow Warrior	69750536
547 Griggle	95744531
548 Bone Mouse	21239280
549 Frog The Jam	68638985
550 Behegon	94022093
551 Dark Elf	21417692
552 Winged Dragon #2	57405307
553 Mushroom Man #2	93900406
554 Lava Battleguard	20394040
555 Tyhone #2	56789759
556 The Wandering Doom	93788854
557 Steel Ogre Grotto #2	29172562
558 Pot the Trick	55567161
559 Oscillo Hero	82065276
560 Invader from Another Galaxy	28450915
561 Lesser Dragon	55444629
562 Needle Worm	81843628
563 Wretched Ghost of Darkness	17238333
564 Great Mammoth of Graveyard	54622031
565 Man-eating Black Shark	80727036
566 Yormungarde	17115745
567 Darkworld Thorns	43500484
568 Anthrosaurus	89904598
569 Drooling Lizard	16353197
570 Trakadon	42348802
571 Black Dragon Jungle	89832901
572 Empress Judge	15237615
573 Little D	42625254
574 Witch of the Black Eye	78010363
575 Ancient One of the Forest	14015067
576 Giant Scorpion of Tundra	41403766
577 Crow Goblin	77998771
578 Leo Wizard	04392470
579 Abyss Flower	40387124
580 Patrol Robo	76775123
581 Takuhee	03170832
582 Dark Witch	35565537
583 Destiny Board	????
584 Spirit Message	????
585 Spirit Message	????
586 Spirit Message	????
587 Spirit Message	????
588 Living Vase	34320307
589 Tentacle Plant	60715406
590 Beaked Snake	06103114
591 Morphing Jar	33508719
592 Muse-A	69992868

593 Fire-eating Turtle	96981563
594 Rose Spectre of Dune	32485271
595 Fiend Reflection #1	68870276
596 Hungry Ghoul	95265975
597 Pale Beast	21263083
598 Little Chimera	68658728
599 Violent Rain	94042337
600 Key Mace #2	20541432
601 Tenderness	57935140
602 Penguin Soldier	93920745
603 Fairy Dragon	20315854
604 Obese Marmot of Nefariousness	56713552
605 Liquid Beast	93108297
606 Twin Long Rods #2	29692206
607 Great Bill	55691901
608 Shining Friendship	82085619
609 Bladefly	28470714
610 Electric Lizard	55875323
611 Hiro's Shadow Scout	81863068
612 Lady of Faith	17358176
613 Two-Headed Thunder Dragon	54752875
614 Hunter Spider	80141480
615 Armored Starfish	17535588
616 Hourglass of Courage	43530283
617 Marine Beast	29929832
618 Warrior of Tradition	56413937
619 Rock Spirit	82818645
620 Snakeyashi	29802344
621 Succubus Knight	55291359
622 Ill Witch	81686058
623 The Thing That Hides	18180762
624 High Tide Gyojin	54579801
625 Fairy of the Fountain	81563416
626 Amazon of the Seasons	17968114
627 Nekogal #2	43352213
628 Witch's Apprentice	80741828
629 Armored Rat	16246527
630 Old Lizard Warrior	43230671
631 Maiden of the Moon	79629370
632 Stone Ogre Grotto	15023985
633 Winged Egg of New Life	42418084
634 Night Lizard	78402798
635 Queen's Double	05901497
636 Blue-winged Crown	41396436
637 Trent	78780140
638 Queen of Autumn Leaves	04179849
639 Amphibious Bugroth	40173854
640 Acid Crawler	77568553
641 Invader of the Throne	03056267
642 Mystical Sheep #1	30451366
643 Disk Magician	76446915
644 Flame Viper	02830619
645 Royal Guard	39239728
646 Gruesome Goo	65623423
647 Hyosube	02118022
648 Machine Attacker	38116136
649 Hibikime	64501875
650 Whiptail Crow	91996584
651 Kunai with Chain	37390589
652 Magical Labyrinth	64389297

653 Warrior Elimination	90873992
654 Salamandra	32268901
655 Cursebreaker	69666645
656 Eternal Rest	95051344
657 Megamorph	22046459
658 Metalmorph	68540058
659 Winged Trumpeter	94939166
660 Stain Storm	21323861
661 Crush Card	57728570
662 Eradicating Aerosol	94716515
663 Breath of Life	20101223
664 Eternal Draught	56606928
665 Curse of Millenium	83094937
666 Yamadron Ritual	29089635
667 Gate Guardian Ritual	56483330
668 Bright Castle	82878489
669 Shadow Spell	29267084
670 Black Luster Ritual	55761792
671 Zera Ritual	81756897
672 Harpie's Feather Duster	18144506
673 War-lion Ritual	54539105
674 Beastly Mirror Ritual	81933259
675 Ultimate Dragon	17928958
676 Commencement Dance	43417563
677 Hamburger Recipe	80811661
678 Revival of Sennen	16206366
679 Novox's Prayer	43694075
680 Curse of Tri-Horned Dragon	79699070
681 House of Adhesive	15083728
682 Eatgaboon	42578427
683 Bear Trap	78977532
684 Invisible Wire	15361130
685 Acid Trap Hole	41356845
686 Widespread Ruin	77754944
687 Goblin Fan	04149689
688 Simochi Allergy	40633297
689 Reverse Trap	77622396
690 Fake Trap	03027001
691 Revived Serpent Night	39411600
692 Turtle Oath	76806714
693 Contruct of Mask	02304453
694 Resurrection of Chimera	39399168
695 Puppet Ritual	05783166
696 Javelin Beetle Pact	41182875
697 Garma Sword Oath	78577570
698 Cosmo Queen's Prayer	04561679
699 Revival of Skeleton	31066283
700 Fortress Whale's Oath	77454922
701 Performance of Swords	04849037
702 Hungry Burger	30243636
703 Sengenjin	76232340
704 Skull Guardian	03627449
705 Tri-Horned Dragon	39111158
706 Serpent Night Dragon	66516792
707 Skull Night	02504891
708 Cosmo Queen	38999506
709 Chakra	65393205
710 Crab Turtle	91782219
711 Mikazukinoyaiba	38277918
712 Meteor Dragon	64271667

713 Meteor Black Dragon	90660762
714 Firewing Pegasus	27054370
715 Psycho-Puppet	63459075
716 Garma Sword	90844184
717 Javelin Beetle	26932788
718 Fortress Whale	62337487
719 Dokurorider	99721536
720 Mask of Shine & Dark	25110231
721 Magician of Black	30208479
722 Dark Magic Ritual	76792184
723 Slot Machine	03797883
724 Space Megatron	39181897
725 Red Archer Girl	65570596
726 Ryu-ran	02964201
727 Manga Ryu-ran	38369349
728 Toon Mermaid	65458948
729 Toon Summoned Skull	91842653
730 Dark-eyes Illusionist	38247752
731 Relinquished	64631466
732 Jigen Bakudan	90020065
733 Thousand-eyes Idol	27125110
734 Thousand-eyes Rest	63519819
735 Steel Ogre Grotto #2	90908427
736 Blast Sphere	26302522
737 Hyozanryu	62397231
738 Alpha the Magnet Warrior	99785935
739 Legion the Fiend Jester	25280974
740 Invitation to a Dark Sleep	52675689
741 Lord of Dragons	17985575
742 Red-Eyes Black Metal Dragon	64335804
743 Barrel Dragon	81480460
744 Hannibal Necromancer	05640330
745 Panther Warrior	42035044
746 Three-Headed Geedo	78423643
747 Gazelle the King of Dreams	05818798
748 Stone Statue of the Ancients	31812496
749 Berfomet	77207191
750 Chimera the Flying	04796100
751 Gear Golem the Mover	30190809
752 Jinzo	77585513
753 Swordsman of Lands	03573512
754 Cyber Raider	39978267
755 The Fiend Megacyber	66362965
756 Reflect Bounder	02851070
757 Beta the Magnet Warrior	39256679
758 Big Shield Gardna	65240384
759 Doll of Demise	91635482
760 Dark Magician Girl	38033121
761 Alligator's Sword	64428736
762 Insect Queen	91512835
763 Parasite Paracide	27911549
764 Skull-mark Lady Bug	64306248
765 Tiny Guardian	90790253
766 Pinch Hopper	26185991
767 Blue-Eyes Toon Dragon	53183600
768 The Unhappy Maiden	51275027
769 Wall of Illusion	13945283
770 Neo the Magic Swordsman	50930991
771 Man-Eating Treasure Chest	13723605
772 Sorcerer of the Doomed	49218300

773	Sword Hunter	51345461
774	Drill Bug	88733579
775	Deepsea Warrior	24128274
776	Bite Shoes	50122883
777	Spikebot	87511987
778	Beast of Gilfer	50287060
779	The Portrait's Secret	32541773
780	The Gross Ghost of Fled Dreams	68049471
781	Brain Control	87910978
782	Anti Raigeki	42364257
783	Black Illusion Ritual	41426869
784	Change of Heart	04031928
785	Multiply	40703222
786	Exile of the Wicked	26725158
787	Last Day of Witch	90330453
788	Restructor Revolution	99518961
789	Pot of Greed	55144522
790	The Inexperienced	81820689
791	Gate Sword	46211326
792	Steel Fan Fighter	13616074
793	Leopard Girl	49000779
794	The Last Warrior from Another Planet	86099788
795	Dunames Dark Witch	12493482
796	Garnecia Elefantis	49888191
797	Total Defense Shogun	75372290
798	Beast of Talwar	11761845
799	Cyber-tech Alligator	48766543
800	Talons of Shurilan	74150658
801	The Stern Mystic	87557188
802	Baron of the Fiend Sword	86325596
803	Shining Abyss	87303357
804	Headless Knight	05434080
805	Soldier Ari	----
806	Gearfried the Iron Knight	00423705
807	Humanoid Slime	46821314
808	Worm Drake	73216412
809	Humanoid Worm Drake	78193831
812	Dark Necrofear	31829185
813	Cyber Jar	34124316
814	Banisher of the Light	61528025
815	Giant Rat	97017120
816	Senju of the Thousand Hands	23401839
817	UFO Turtle	60806437
818	Flash Assailan	96890582
819	Karate Man	23289281
820	Dark Zebra	59784896
821	Giant Germ	95178994
822	Nimble Momonga	22567609
823	Spear Cretin	58551308
824	Shining Angel	95956346
825	Boar Soldier	21340051
826	Mother Grizzly	57839750
827	Flying Kamakiri #1	84834865
828	Ceremonial Bell	20228463
829	Sonic Bird	57617178
830	Mystic Tomat	83011277
831	Kotodama	19406822
832	Obelisk the Tormentor	----
833	Slifer the Sky Dragon	----
834	Winged Dragon of Ra	----

835 Flying Fish	31987274
836 Amphibian Beast	67371383
837 Alligator's Sword Dragon	03366982
838 Rocket Warrior	30860696
839 Aqua Serpent	----
840 Legendary Fisherman	03643300
841 Morphing Jar #2	79106360
842 Vorse Raider	14898066
843 Flame Champion	42599677
844 Twin-Headed Fire Dragon	78984772
845 Darkfire Soldier #1	05388481
846 Mr. Volcano	31477025
847 Darkfire Soldier #2	78861134
848 Kiseitai	04266839
849 Cyber Falcon	30655537
850 Gamma the Magnet Warrior	11549357
851 Flying Kamakiri #2	03134241
852 Harpie's Brother	30532390
853 Grand tiki Elder	13676474
854 The Masked Beast	49064413
855 The Earl of Demise	66989694
856 Boneheimer	98456117
857 Flame Dancer	12883044
858 Zombyra the Dark	88472456
859 Earthbound Spirit	67105242
860 Embodiment of Apophis	----
861 Ancient Lamp	54912977
862 Amazon Chain Master	29654737
863 Thunder Nyan Nyan	70797118
864 Injection Fairy Lily	79575620
865 Dark Magician	36996508
866 Blue-Eyes Ultimate Dragon	23995346
867 Executor-Makyura	21593977
868 Viser Des	----
869 Amazon Sword Woman	94004268
870 Amazon Archers	----
871 Des Volstgalph	81059524
872 Toon Dark Magician Girl	90960358
873 Gilford the Lightning	36354007
874 Mystical Beast Serket	89194033
875 Cyber Harpie	80316585
876 Lightning Conger	27671321
877 Exarion Universe	63749102
878 Legendary Fiend	----
879 Gadget Soldier	86281779
880 Melchid the Four-Face Beast	86569121
881 Nuvia the Wicked	12953226
882 Masked Beast Des Garius	----
883 Valkyrion the Magna Warrior	75347539
884 Red-Eyes Black Metal Dragon	----
885 Red-Eyes Black Dragon	64335804
886 Spherous Lady	52121290
887 Blue-Eyes White Dragon	89631139
888 Dark Sage	92377303
889 Five God Dragon	99267150
890 Master of Dragon Soldier	62873545
891 Messenger of Peace	44656491
892 Darkness Approaches	80168720
893 Final Destiny	18591904
894 Heavy Storm	19613556

895 Monster Reborn	83764718
896 Gravedigger Ghoul	82542267
897 Torrential Tribute	53582587
898 Beckon of Darkness	----
899 Infinite Dismissal	54109233
900 7 Completed	86198326

100+ Deck Capacity 98025229

- note that you can only use this once in the game.

11 - Frequently Asked Questions

If you have a question about the game, look here and you might find the same question you are thinking about in here and also the answer. If your question is not here, e-mail me and I will reply and add your question to this section. WARNING: Some questions has a spoiler in it just to warn you.

Q: What is the Duelist Level?

A: See Duelist Level section.

Q: What is the Deck Capacity for?

A: See Deck Capacity section.

Q: What is an Ante?

A: Ante is like the bet when battling. The rarer the ante, the rarer the card you will get as your prize for winning.

Q: Why can't I choose a card as an ante?

A: It's probably because you DON'T have the card but it is only listed or you are currently using the card for the battle.

Q: How come I can't put a card from my Trunk to my Deck?

A: There are several reasons why and one of these should answer your question:

- You don't have enough space in your deck capacity for the card.
- Your Deck has already 40 cards in it
- Your Trunk is also a list of cards. The current card that you want to add in your Deck is only listed but you don't actually have it.

Q: How many different cards are there in the game?

A: There is a total of 900 different cards in the whole game.

Q: How do you obtain all the god cards?

A: You can obtain three god cards in the game by just following and continuing it's story. The first one is Obelisk the Tormentor. You can obtain it after

rescuing Joey and Tea in the Pier. Do something at the Aquarium and head to the Art Museum (see section 6.10 for more info). The second one will be Slifer the Sky Dragon, Yugi will give it to you after defeating him at the semifinal to defeat Marik. The last one is The Winged Dragon of Ra. You will obtain it if you defeated Marik at the end. Also, you can obtain two more Gods by entering the password at the machine in the Card Shop and then buy it. See the GOD CARDS at the Tips section for the password.

Q: How do I save my game?

A: Go to your house (area 1-1) in the Clock Tower Square and press the A button on the PC.

Q: What is that Machine in the Card Shop?

A: You can read the details of a certain card in here by just entering it's password. Each card has it's own password. You can also unlock a card by entering it's password and then buy it at the front counter.

Q: How come I cannot get the card when I entered the password?

A: The cards can be bought at the front counter.

Q: I have gotten 5 locator cards so far. I've beaten Underwoods 3 times and I have defeated every single duelist in Park and Clock Tower Square. The problem is, everytime I go to the Card Shop, the owner doesnt say all that stuff about me being a good duelist and Arkana doesn't show up. What should I do?

A: A lot of people had been asking me that question lately. I forgot to add some part that will trigger this event and sorry about that. Anyways, I already updated the walkthrough so here it is: After defeating Underwoods, go back to the Clock Tower Square in the area where you first found Bonz. Talk to the guy standing there and he will say that there is a rumor going around about the Card Shop. Now head to the Card Shop and Arkana should be there!

Q: How do you get the Five God Dragon card?

A: I'm not sure if you can have it by battling the machine at the Kaiba Corp. The machine uses the FGD card when it has 3 cards on the field. Anyways, all I know is the password of it. Enter the code 99267150 at the machine in the Card Shop and buy it at the front counter. Also, someone e-mailed me that he got the FGD from Keith after battling him a few times in Pier (see section 7.11) by setting a BEUD as an ante.

Q: How do you get the the Master of Dragon Soldier?

A: Same thing as above, only the password is 62873545.

Q: I finished the game and it says "The End". I waited for a long time but nothing happened so I turned my GBA off. Then when I turned it back on, it didnt save that i beat marik what do I do?!?!?

A: Well that's what hapened to me too and I dont think there is a continuation in the story after the credits. I waited for about ten minutes where it says "The End" and nothing happened. I just turned off my gba and started a new game!

Q: Can you battle with the Winged Dragon of Ra?

A: No. (SPOILER!!!) Since Marik's sister collected all the God cards at the end after beating Marik, then you wouldn't be able to use this card. Also, the fact that you cannot continue the game after the credits.

Q: How do you get inside the Art gallery?

A: You can go inside after you defeated the ghouls and also Magnum.

Q: I defeated Joey in the Aquarium but I can't battle Mako. What's wrong?

A: You have to battle everyone at the Aquarium.

12 - Credits

- Konami for developing and publishing this game
- Nintendo
- Yu-Gi-Oh! series
- GameFAQs.com for posting this!
- Neoseeker.com for posting this!
- IGN.com for posting this!
- Anthony Khan for requesting the FAQ to put on his page:
 - dadevilxtreme66.friendpages.com
 - squallsxtasyff8.friendpages.com
- Cheathappens.com for posting this!
- yugioh-world.com for posting this!

- Stephen Tomasky for giving lots of information on the strengths/weaknesses!
(stephen_t22@yahoo.com)

- Goku8170 for giving some information on the strengths/weaknesses.

- Kakarot for giving me lots of helpful info's!

- Yong Kang for the helpful info's!

- Mariano Malter for some info's in the strengths/weaknesses.

- SteafnGrey for the info's!

- Nutbus2 for helpful info's!

- \$\$Trunks for giving me the passwords! Thanks!

- Nathan Butler for pointing out some passwords.

- Krawdads3 for the tip for FGD.

- Sean Yang for the ante prizes! Thank you very much!
- Robert Wenzler for adding a password.
- SilverBlaze22@aol.com for your strategy.
- Treyce Benavidez for reminding me of an error. Thanks.
- Jeffrey Zhang for telling me about Slifer!
- Backufun for some passwords.
- renkin nico for some passwords.
- Lyndon Reyes for some infos.
- Jared Davidson for a password.
- Everybody else, thank you!

13 - Contact Info

For corrections, more info's, and suggestions, or help, please e-mail me at knives_cha0s@hotmail.com, thanks! By the way, when you e-mail me, please make sure that the info's you give ma are correct! Thanks! By the way, 0 is zero.

Copyright 2003 - 2004 Knives Stampede
