

The Legend of Zelda: The Wind Waker Secrets FAQ

by TripleJump

Updated to v0.95 on Apr 15, 2008

Legend of Zelda: The Wind Waker
Secrets FAQ by TripleJump
Copyright (c) 2005-2008 TripleJump

Game Information:

Title: Legend of Zelda: The Wind Waker
Author: Nintendo
System: Nintendo Gamecube
Genre: Action/Adventure
Players: 1 (2 If Connected)
Language: English (Japanese)
Release Date: 03/24/2003 (North America)
Rated: E for Everyone
Memory Blocks: 12
Connectable: Yes
Progressive Scan Compatible: Yes

```

      _____
     / \      / \      / \      / \      / \      / \
    /   \    /   \    /   \    /   \    /   \    /   \
   /     \  /     \  /     \  /     \  /     \  /     \
  /       \ /       \ /       \ /       \ /       \ /       \
 /         \ /         \ /         \ /         \ /         \
/           \ /           \ /           \ /           \ /           \
 \           / \           / \           / \           / \           \
  \         / \         / \         / \         / \         / \         \
   \       / \       / \       / \       / \       / \       / \       \
    \     / \     / \     / \     / \     / \     / \     / \     \
     \   / \   / \   / \   / \   / \   / \   / \   / \   / \   \
      \ / \ / \ / \ / \ / \ / \ / \ / \ / \ / \ / \ / \ / \ / \
       \_/_/_/_/_/_/_/_/_/_/_/_/_/_/_/_/_/_/_/_/_/_/_/_/_/_/_/_

```

```

      _____
     / \      / \      / \      / \      / \      / \
    /   \    /   \    /   \    /   \    /   \    /   \
   /     \  /     \  /     \  /     \  /     \  /     \  /     \
  /       \ /       \ /       \ /       \ /       \ /       \ /       \
 /         \ /         \ /         \ /         \ /         \ /         \
/           \ /           \ /           \ /           \ /           \ /           \
 \           / \           / \           / \           / \           / \           \
  \         / \         / \         / \         / \         / \         / \         \
   \       / \       / \       / \       / \       / \       / \       / \       \
    \     / \     / \     / \     / \     / \     / \     / \     / \     \
     \   / \   / \   / \   / \   / \   / \   / \   / \   / \   / \   \
      \ / \ / \ / \ / \ / \ / \ / \ / \ / \ / \ / \ / \ / \ / \ / \
       \_/_/_/_/_/_/_/_/_/_/_/_/_/_/_/_/_/_/_/_/_/_/_/_/_/_/_/_

```

```

      _____
     / \      / \      / \      / \      / \      / \
    /   \    /   \    /   \    /   \    /   \    /   \    /   \
   /     \  /     \  /     \  /     \  /     \  /     \  /     \  /     \
  /       \ /       \ /       \ /       \ /       \ /       \ /       \ /       \
 /         \ /         \ /         \ /         \ /         \ /         \ /         \
/           \ /           \ /           \ /           \ /           \ /           \
 \           / \           / \           / \           / \           / \           \
  \         / \         / \         / \         / \         / \         / \         \
   \       / \       / \       / \       / \       / \       / \       / \       \
    \     / \     / \     / \     / \     / \     / \     / \     / \     \
     \   / \   / \   / \   / \   / \   / \   / \   / \   / \   / \   \
      \ / \ / \ / \ / \ / \ / \ / \ / \ / \ / \ / \ / \ / \ / \ / \
       \_/_/_/_/_/_/_/_/_/_/_/_/_/_/_/_/_/_/_/_/_/_/_/_/_/_/_/_

```

o=====o
|Table Of Contents|
o=====o

1.Version History

2.Secrets

- a. Islands
- b. Charts
- c. Heart Pieces
- d. Treasure Charts
- e. Triforce Charts
- f. Deku Trees
- g. Weapons
- h. Items
- i. Songs
- j. Great Fairys/Big Octos
- k. Nintendo Gallery Characters
- l. Side Quests/Tingle Quests *--=UNDER CONSTRUCTION=--*
- m. Blue Chuchus
- n. Enemies
- o. Bosses

3.Credits

1. Version History

April 15th, 2008

Percent Complete: 95%

Notes: Email change

Devenber 08th, 2006

Percent Complete: 95%

Notes: Whoa! I submitted it!

August 4th, 2005

Percent Complete: 95%

Notes: Added Few Thing

July 18th, 2005

Percent Complete: 93%

Notes: Added a Boss section and Enemies

July 17th, 2005

Percent Complete: 90%

Notes: Brought the FAQ up to postable standards. Almost complete except for a few sections.

June 30th, 2005

Percent Complete: 82%

Notes: Worked on Items and Weapons, Triforce Charts and Treasure Charts.

June 6th, 2005

Percent Complete: 79%

Notes: Worked on the Items and Weapons Section

June 5th, 2005

Percent Complete: 77%

Notes: Added some Maps.

June 4th, 2005

Percent Complete: 70%

Notes: Completed Songs, Blue ChuChus and added some Maps.

To Do List:

- Treasure/Triforce Chart Maps
- Weapons Section
- Items Section
- Tingle Quests
- Side Quests
- Some of the Charts are needed to be filled in

June 3rd, 2005

Percent Complete: 67%

Notes: Made more Maps, Filled in more sections and added Nintendo Gallery, Treasure Charts and Triforce Charts

June 2nd, 2005

Percent Complete: 50%

Notes: Completed Heart Pieces, Made Maps and Information for Treasure Charts. Made Skeletons for the other sections.

June 1st, 2005

Percent Complete: 28%

Notes: Made the Basic outlines for Treasure Charts, Heart Pieces and the Map

May 31st, 2005

Percent Complete: 10%

Notes: Basic Skeleton Completed

2. Secrets

=====

|a. Islands |

=====

	A	B	C	D	E	F	G	
1								1
2								2
3								3
4								4
5								5
6								6
7								7
	A	B	C	D	E	F	G	

- A1 - Forsaken Fortress
- A2 - Four-Eye Reef
- A3 - Western Fairy Island
- A4 - Three-Eye Reef
- A5 - Needle Rock Isle
- A6 - Diamond Steppe Island
- A7 - Horseshoe Island
- B1 - Star Island
- B2 - Mother & Child Isles
- B3 - Rockspire Island
- B4 - Greatfish Isle
- B5 - Islet of Steel
- B6 - Five-Eye Reef
- B7 - Outset Island
- C1 - Northern Fairy Island
- C2 - Spectacle Island
- C3 - Tingle Island
- C4 - Cyclops Reef
- C5 - Stone Watcher Island
- C6 - Shark Island
- C7 - Headstone Island
- D1 - Gale Isle
- D2 - Windfall Island
- D3 - Northern Triangle Island
- D4 - Six-Eye Reef
- D5 - Southern Triangle Island
- D6 - Southern Fairy Island
- D7 - Two-Eye Reef
- E1 - Crescent Moon Island
- E2 - Pawprint Isle
- E3 - Eastern Fairy Island
- E4 - Tower of the Gods
- E5 - Private Oasis
- E6 - Ice Ring Isle
- E7 - Angular Isles
- F1 - Seven-Star Isles
- F2 - Dragon Roost Island
- F3 - Fire Mountain
- F4 - Eastern Triangle Island
- F5 - Bomb Island
- F6 - Forest Haven
- F7 - Boating Course
- G1 - Overlook Island
- G2 - Flight Control Platform
- G3 - Star Belt Archipelago
- G4 - Thorned Fairy Island
- G5 - Bird's Peak Rock
- G6 - Cliff Plateau Isles
- G7 - Five-Star Isles

=====
 | b. Charts |
 =====

=====
 Beedle's Chart
 =====

Location: Anywhere with a Mailbox
 Use: Beedle's Chart is a chart that shows where Beedle Is.
 How to Obtain: Check the mail after getting the Bombs.

Here is a Map of Beedles Chart:

X=Beedle
 x=Special Beedle

	A	B	C	D	E	F	G	
1								1
2			XXXXXX	XXXXXX	XXXXXX	XXXXXX		2
3		xxxxxxx						3
4		XXXXXX				XXXXXX	XXXXXX	4

			XXXXXXX				
5			XXXXXXX			5	
		XXXXXXX			XXXXXXX		
6		XXXXXXX			XXXXXXX	6	
	XXXXXXX						
7	XXXXXXX					7	
	A	B	C	D	E	F	G

=====
 Ghost Ship Chart
 =====

Location: Diamond Steppe Island
 Use: To Locate the Ghost Ship and Enter
 How to Obtain:

Hookshot Down trees, then you will find a hole. Go down.

Follow this to solve it:

- X=Go Here
- Z=Come out of an X
- D=Dont Go Here

	Start		Chart	
	X		Z	
Z		X		
D				X
	Z	l		
	D			D
Z			X	
D			Z	D

Thanks to typhlosion5555 for his map, which I used as a basis for mine.

Chart Shows Locations of the Ship.

=====
 Great Fairy Chart
 =====

1		X				1
	X					
2						2

3	X				X			3
4							X	4
5								5
6			X					6
7		X		X				7
	A	B	C	D	E	F	G	

=====
IN-credible Chart
=====

Location: Anywhere with a Mailbox

Use: To find the Triforce Shards and Charts

How to Obtain: Receive it in the Mail from Tingle after obtaining the Master Sword. Costs 201 Rupees.

Here is a complete Map of it.

S=Shard Location

C=Chart Location

SC=Both

G=Ghost Ship Chart

	A	B	C	D	E	F	G	
1				SSSSSS	GGGGGG	SSSSSS	CCCCCC	1
2			GGGGGG					2
3							GGGGGG	3
4		SGSGSG						4
5	CCCCCC	CCCCCC	SCSCSC	SSSSSS	CCCCCC	GGGGGG	CCCCCC	5
6	GGGGGG						SSSSSS	6
7		SCSCSC		SSSSSS			GGGGGG	7
	A	B	C	D	E	F	G	

=====
 Island Heart Charts
 =====

	A	B	C	D	E	F	G	
1	1	1				1		1
2			1	9	1	2	1	2
3		2	1					3
4		1		1				4
5	1		1			1		5
6								6
7		3	1		1		1	7

A B C D E F G

=====
 Light Ring Chart
 =====

	A	B	C	D	E	F	G	
1						X		1
2								2
3				X			X	3
4		X						4
5								5
6								6
7							X	7

A B C D E F G

=====
 Octo Chart
 =====

	A	B	C	D	E	F	G	
1						O		1
2								2
3			O			O		3
4								4
5					O			5
6	O							6
7				O				7

=====
 Platform Chart
 =====

	A	B	C	D	E	F	G	
1		1				3		1
2					1			2
3	1	3			1	1	1	3
4			1	1			2	4
5		1	1			1		5
6		1		3			1	6
7	2			1			1	7

=====
 Sea Hearts Chart
 =====

	A	B	C	D	E	F	G	
1				1				1
2				5		1		2
3		1						3
4					1			4
5								5
6						1		6
7			1					7

A B C D E F G

=====
 Secret Cave Chart
 =====

	A	B	C	D	E	F	G	
1		1					1	1
2					2	1		2
3		1				1		3
4								4
5	1		1		1	1	1	5
6	1		1		1		1	6
7	1	1			1	1		7

A B C D E F G

7 | | F | | | | | 7
| _____|_____|_____|_____|_____|_____|_____|
A B C D E F G

=====
| c. Heart Pieces |
=====

=====
Heart Piece 1
=====

Location: Windfall Island
How to Obtain:

Talk to the Lady inside the school. She asks you to round up her kids.
Go outside to see the kids. They will challenge you to hide and seek.
here are there rough locations

- In a tree by the docks (roll to knock out)
- Behind the Grave
- Behind a Bush on the Upper Level, near a ledge
- Behind the Bomb Shop

=====
Heart Piece 2
=====

Location: Windfall Island
How to Obtain:

Play and Win the Battlefield game.

=====
Heart Piece 3
=====

Location: Windfall Island
How to Obtain:

YOU MUST HAVE DELUXE PICTOBOX. SEE SIDEQUESTS FOR MORE DETAIL.

Talk to a Lady with Blue Hair near the Battlefield game. Then talk to
the blonde man who walks around town. Just wait near the path near
the grave. Then take a picture of the Lady, give it to the Man. Then
go the Inn/Barhouse a few days later. They will be married and award you
with it.

=====
Heart Piece 4
=====

Location: Windfall Island
How to Obtain:

Win the Auctions at the Fancy house (with the red door). Eventually it
comes up.

=====
Heart Piece 5
=====

Location: Greatfish Isle

How to Obtain:

Give the Shop Guru Statue to the Merchant. (obtained through trading quest see Side Quests for more detail)

=====

Heart Piece 6

=====

Location: Windfall Island

How to Obtain:

After Forsaken Fortress was completed the second time, go to the upstairs of the rich house. Talk to the girl. She gives you a letter. Take it to the postbox. Go back to the Rich House. You see a fight. Head to the Bar/Inn. Talk to the postman to receive it.

=====

Heart Piece 7

=====

Location: Windfall Island

How to Obtain:

Buy the Toy Flowers from the Eskimo Man. Put them on all of the pedestals. Then talk to the man on the bench.

=====

Heart Piece 8

=====

Location: Windfall Island

How to Obtain: Blow the wind north. Go up the back of the Windmill and hit the switch. Then go up the Battleship game place at night. Then hop into a gondola and fire a fire arrow into the center. Talk to the construction man to receive it.

=====

Heart Piece 9

=====

Location: Windfall Island

How to Obtain:

After Getting Heart Piece 8 blow the wind southwest and float to it with the Deku Leaf. It is just off the Coast of Windfall Island.

=====

Heart Piece 10

=====

Location: Outset Island

How to Obtain:

Complete the Savage Labyrinth. Then reflect light onto a statue and continue. Then open the chest at the end.

=====

Heart Piece 11

=====

Location: Outset Island

How to Obtain:

Hit Orca 500 times with your sword during training.

=====

Heart Piece 12

=====

Location: Outset Island

How to Obtain:

Drop the Fat pig into a certain patch of Black Dirt. Then use bait.

=====

Heart Piece 13

=====

Location: Dragon Roost Island

How to Obtain:

Get 25 Letters into their respective boxes.

=====

Heart Piece 14

=====

Location: Dragon Roost Island

How to Obtain:

Give 20 Golden Feathers to the Rito Guard. He gives you 100 Rupees. Check the mail later for the Piece.

=====

Heart Piece 15

=====

Location: Pawprint Island

How to Obtain:

Crawl in the Dome; Go down the Hole and get the piece.

=====

Heart Piece 16

=====

Location: Pawprint Island

How to Obtain:

Use Treasure Chart #30

=====

Heart Piece 17

=====

Location: Angular Island

How to Obtain:

Move the Blocks until it is climbable to the top. Only the dark ones with symbols can be moved.

=====

Heart Piece 18

=====

Location: Angular Island

How to Obtain:

Use Treasure Chart #15

=====

Heart Piece 19

=====

Location: Rock Spire Island

How to Obtain:

Buy from Beedle when you get the letter from him.

=====

Heart Piece 20

=====

Location: Rock Spire Island

How to Obtain:

Use Treasure Chart #2

=====

Heart Piece 21

=====

Location: Rock Spire Island

How to Obtain:

Destroy the ships, use the Grappling Hook where the Ships were destroyed. One has it.

=====

Heart Piece 22

=====

Location: Forest Haven

How to Obtain:

Water all the Withering Trees with Forest Water. A Korok will give you it.

=====

Heart Piece 23

=====

Location: Forest Haven

How to Obtain:

Use Treasure Chart #31.

=====

Heart Piece 24

=====

Location: Diamond Steppe Island

How to Obtain:

Use Treasure Chart #23

=====

Heart Piece 25

=====

Location: Southern Fairy Island

How to Obtain:

Use Treasure Chart #4

=====

Heart Piece 26

=====

Location: Bomb Island

How to Obtain:

Bomb the rock. Go down the hole and make your way to the end and destroy

magtails. Eventually a chest will appear with the Heart in it.

=====
Heart Piece 27
=====

Location: Bomb Island
How to Obtain:

Use Treasure Heart #20

=====
Heart Piece 28
=====

Location: Flight Control Platform
How to Obtain:

Make it all the way to the other banner. You must have the Upgrade.

(Remember use the Deku Leaf, I first attempted it with the Hyoui Pear)

=====
Heart Piece 29
=====

Location: Tingle Island
How to Obtain:

Defeat the Big Octo.

=====
Heart Piece 30
=====

Location: Three-Eye Reef
How to Obtain:

Use Treasure Chart #38

=====
Heart Piece 31
=====

Location: Needle Rock Isle
How to Obtain:

Hit all the switches with the Hyoui Pear.

=====
Heart Piece 32
=====

Location: Greatfish Isle
How to Obtain:

Float Northwest to the Treasure Chest.

=====
Heart Piece 33
=====

Location: Six-Eye Reef
How to Obtain:

Go into the Submarine and defeat all enemies.

=====

Heart Piece 34

=====

Location: Stone Watcher Island

How to Obtain:

Destroy the Cannons on the nearby Platform. A Chest will give you it.

=====

Heart Piece 35

=====

Location: Thorned Fairy Island

How to Obtain:

Use Treasure Chart #5

=====

Heart Piece 36

=====

Location: Forest Haven

How to Obtain:

Check the Mailbox around there after you have beaten the Forbidden Woods.

=====

Heart Piece 37

=====

Location: Headstone Island

How to Obtain:

Use a Hyoui Pear to soar up high and get it.

=====

Heart Piece 38

=====

Location: Five-Star Reef

How to Obtain:

Defeat All Enemies inside the submarine.

=====

Heart Piece 39

=====

Location: Five-Star Reef

How to Obtain:

Use Treasure Chart #33

=====

Heart Piece 40

=====

Location: Spectacle Island

How to Obtain:

Win the Cannon Game.

=====

Heart Piece 41

=====

Location: Crescent Moon Island

How to Obtain:

Use Treasure Chart #11

=====

Heart Piece 42

=====

Location: Star Island

How to Obtain:

Destroy the rock, enter the hole and kill all enemies.

=====

Heart Piece 43

=====

Location: Seven-Star Isles

How to Obtain:

Kill the Big-Octo and fish it out.

=====

Heart Piece 44

=====

Location: Forsaken Fortress

How to Obtain:

Hit the Switch near a Jail Cell next to a bunch barrels. Go inside and claim your prize.

=====

| d. Treasure Charts|

=====

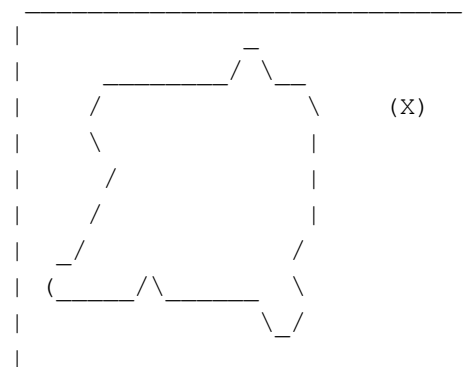
This Section Includes Most Maps and Information on the Treasure Chart.
The Maps kind of suck, but it is based on my rough drawings of it.
You are going to check other guides to find the exact way to get them though.

If a Map is Incomplete or Unavailable it is because it is in a binder downstairs. I have started the easy ones first.

=====

Treasure Chart 1

=====

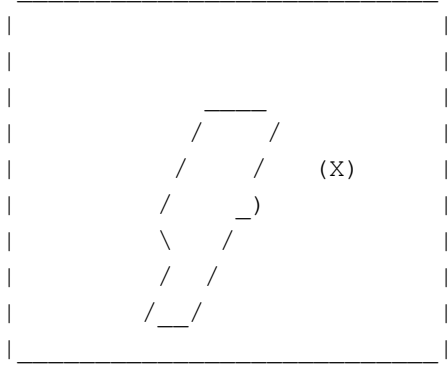


Found: Forbidden Woods

Treasure Location: Private Oasis

Treasure: 200 Rupees

=====
Treasure Chart 2
=====



Found: Windfall Island

Treasure Location: Rock Spire Island
Treasure: Piece of Heart

=====
Treasure Chart 3
=====

Map Unavailable

Found: Forest Haven

Treasure Location: Eastern Fairy Island
Treasure: Silver Rupee

=====
Treasure Chart 4
=====

Map Unavailable

Found: Rock Spire Island

Treasure Location: Southern Fairy Island
Treasure: Piece of Heart

=====
Treasure Chart 5
=====

Map Unavailable

Found: Wind Temple

Treasure Location: Thorned Fairy Island
Treasure: Piece of Heart

=====
Treasure Chart 6
=====

Map Unavailable

Found: Tower of the Gods

Treasure Location: Six-Eye Reef
Treasure: Silver Rupee

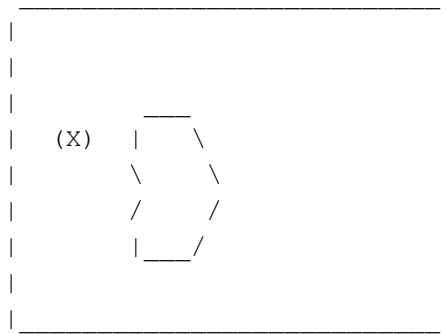
=====
Treasure Chart 7
=====

Map Unavailable

Found: Windfall Island

Treasure Location: Star Island
Treasure: Silver Rupees

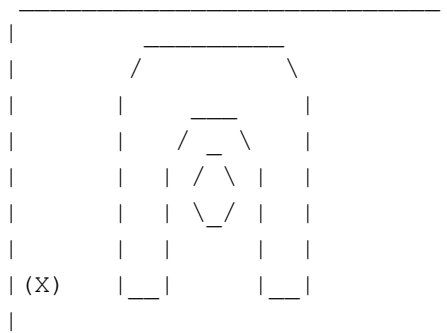
=====
Treasure Chart 8
=====



Found: Horseshoe Island

Treasure Location: Silver Rupee
Treasure: Western Fairy Island

=====
Treasure Chart 9
=====

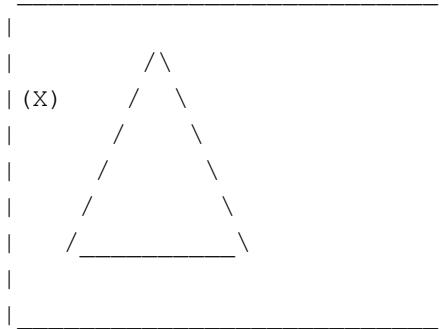


Found: Crescent Moon Island

Treasure Location: Horseshoe Island

Treasure: Silver Rupee

=====
Treasure Chart 10
=====



Found: Crescent Moon Island

Treasure Location: Tingle Island
Treasure: Silver Rupee

=====
Treasure Chart 11
=====

Map Unavailable

Found: Dragon Roost Cavern

Treasure Location: Crescent Moon Island
Treasure: Piece of Heart

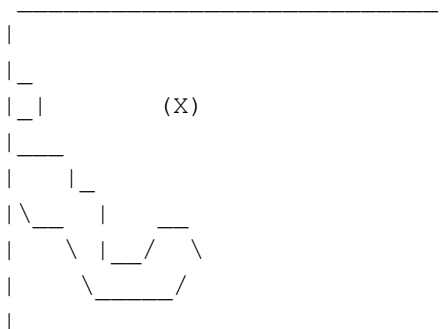
=====
Treasure Chart 12
=====

Map Unavailable

Found: Earth Temple

Treasure Location: Five-Eye Reef
Treasure: Silver Rupee

=====
Treasure Chart 13
=====



Found: Two-Eye Reef

Treasure Location: Overlook Island

Treasure: Secret Cave Chart

=====
Treasure Chart 14
=====

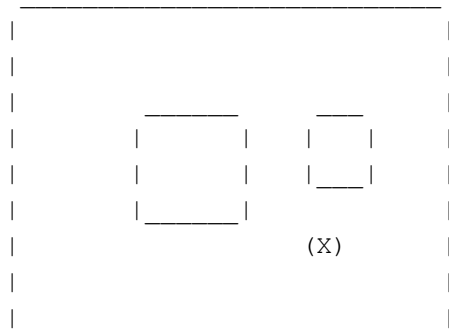
Map Unavailable

Found: Headstone Island

Treasure Location: Tower of the Gods

Treasure: Silver Rupee

=====
Treasure Chart 15
=====



Found: Forbidden Woods

Treasure Location: Angular Isles

Treasure: Piece of Heart

=====
Treasure Chart 16
=====

Map Unavailable

Found: Seven-Star Isles

Treasure Location: Shark Island

Treasure: Silver Rupees

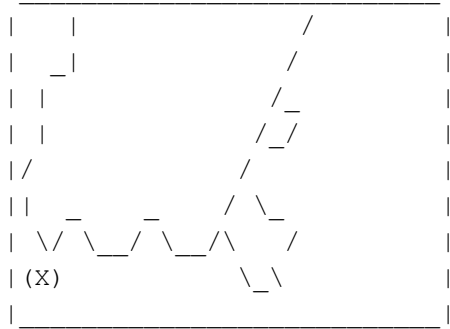
=====
Treasure Chart 17
=====

Map Unavailable

Found: Spectacle Island

Treasure Location: Ice Ring Isle
Treasure: Silver Rupee

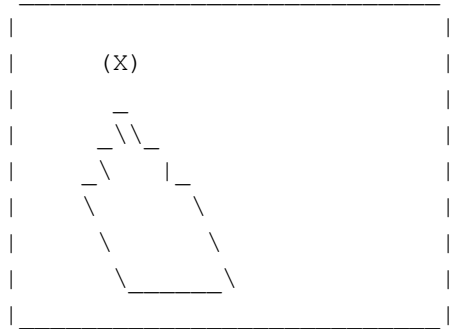
=====
Treasure Chart 18
=====



Found: Windfall Island

Treasure Location: Windfall Island
Treasure: Green Rupee

=====
Treasure Chart 19
=====



Found: Four-Eye Reef

Treasure Location: Flight Control Platform
Treasure: Island Heart Chart

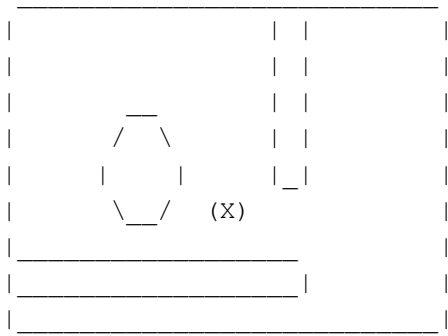
=====
Treasure Chart 20
=====

Map Unavailable

Found: Earth Temple

Treasure Location: Bomb Island
Treasure: Piece of Heart

=====
Treasure Chart 21
=====



Found: Cyclops Reef

Treasure Location: Cyclops Reef

Treasure: Light Ring Chart

=====
Treasure Chart 22
=====

Map Unavailable

Found: Northern Fairy Island

Treasure Location: Spectacle Reef

Treasure: Silver Rupee

=====
Treasure Chart 23
=====

Map Unavailable

Found: Windfall Island

Treasure Location: Diamond Steppe Island

Treasure: Piece of Heart

=====
Treasure Chart 24
=====

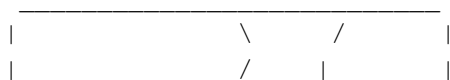
Map Unavailable

Found: Windfall Island

Treasure Location: Northern Fairy Island

Treasure: Silver Rupee

=====
Treasure Chart 25
=====




```
| /_/\ |
|_____\_/\_____|\_____|\_____|\_____|\
```

Found: Windfall Island

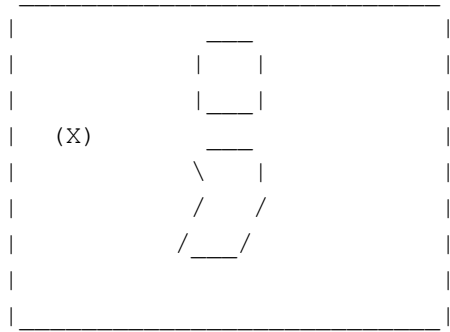
Treasure Location: Forest Haven

Treasure: Piece of Heart

=====

Treasure Chart 32

=====



Found: Three-Eye Reef

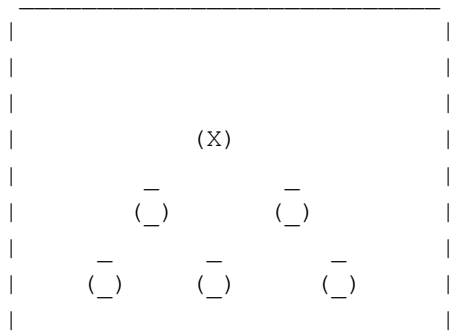
Treasure Location: Boating Course

Treasure: Sea Heart Chart

=====

Treasure Chart 33

=====



Found: Windfall Island

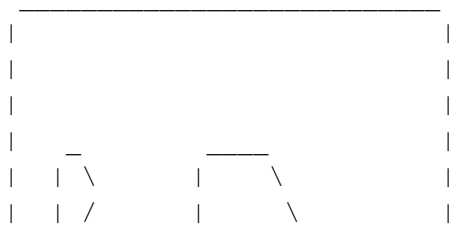
Treasure Location: Five-Star Isles

Treasure: Piece of Heart

=====

Treasure Chart 34

=====




```
|  \_ \   \_ \       |
|                               |
|_____|
```

Found: Rock Spire Island

Treasure Location: Fire Mountain

Treasure: Silver Rupee

=====

Treasure Chart 38

=====

```
|_____|
|               |__| |
|               |  |  |
|               |  |  |
|__             |__ )  |
|__|            |   (X) |
|               |       |
|               |       |
|_____|
```

Found: Windfall Island

Treasure Location: Three-Eye Reef

Treasure: Piece of Heart

=====

Treasure Chart 39

=====

```
|_____|
| \ \                _  ( ) |
| \ \                _  ( ) |
| \ \                _  ( ) |
| / /                _  (X) |
| / /                _  ( ) |
| / /                _  ( ) |
| / /                _  ( ) |
| / /                _  ( ) |
| / /                |_____|
```

Found: Dragon Roost Cavern

Treasure Location: Dragon Roost Island

Treasure: Silver Rupee

=====

Treasure Chart 40

=====

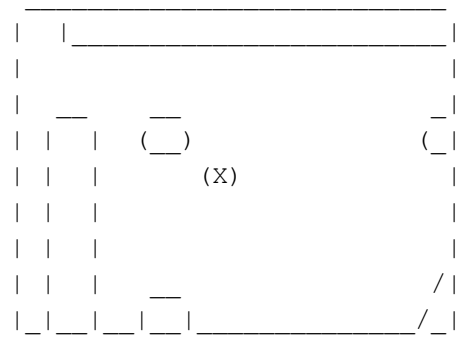
```
|_____|
|Map Unavailable|
|_____|
```

Found: Southern Fairy Island

Treasure Location: Headstone Island

Treasure: Silver Rupee

```
=====
Treasure Chart 41
=====
```

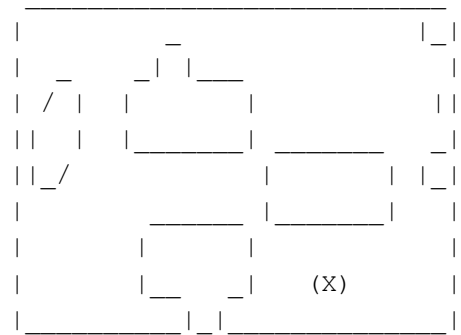


Found: Five-Eye Reef

Treasure Location: Great Fairy Chart
Treasure: Four-Eye Reef

```
=====
| e. Triforce Charts|
=====
```

```
=====
Triforce Chart 1
=====
```



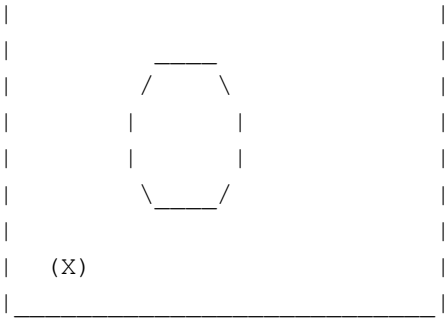
Location: Islet of Steel
Shard: Greatfish Isle

```
=====
Triforce Chart 2
=====
```

```
|Map Unavailable|
-----
```

Location: Private Oasis
Shard: Gale Isle

```
=====
Triforce Chart 3
=====
```



Location: Bird's Peak Rock
Shard: Stone Watcher Island

=====
Triforce Chart 4
=====

Map Unavailable

Location: Ghost Ship
Shard: Outset Island

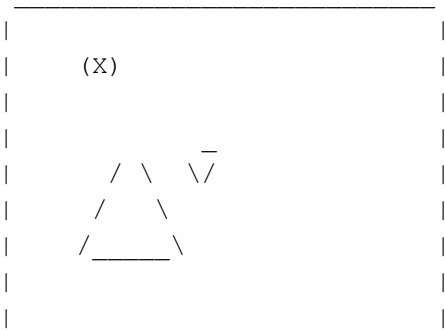
=====
Triforce Chart 5
=====

Map Unavailable

Location: Needle Rock Isle
Shard: Cliff Plateau Island

=====
Triforce Chart 6
=====

(Tilt Head to the Left to View Properly.)



Location: Outset Island
Shard: Southern Triangle Island

=====
Triforce Chart 7
=====

|Map Unavailable|

Location: Stone Watcher Island
Shard: Seven-Star Isles

=====
Triforce Chart 8
=====

Map Unavailable

Location: Overlook Island
Shard: Two-Eye Reef

=====
| f. Deku Tree Locations|
=====

Pour Forest Water on the Withering Trees at these locations:

	A	B	C	D	E	F	G	
1		X						1
2		X						2
3					X			3
4		X						4
5	X				X			5
6			X				X	6
7								7

=====
| g. Weapons|
=====

Hero Sword
Found: Outset Island
Used: Attacking

Master Sword
Found: Old Hyrule Castle (Tower of the Gods)
Used: Attacking

Hero Sheild
Found: Outset Island
Used: Blocking

Mirror Sheild
Found: Earth Temple
Used: Blocking and Reflecting Light

Grappling Hook
Found: Dragon Roost Cavern
Used: To Rope onto bars and swing. Can steal items from enemies.

Hero's Bow
Found: Tower of the Gods
Used: To shoot Arrows.

Hookshot
Found: Wind Temple
Used: To Grapple on to things and pull yourself towards them

Deku Leaf
Found: Forest Haven
Used: To Fly Around. Flight time depends on magic.

Boomerang
Found: Forbidden Woods
Used: To Destroy/Bring things to you from a range.

Bombs
Found: Pirate Ship
Used: To Blow things up.

Skull Hammer
Found: Forsaken Fortress
Used: To Hit Switches.

Fire/Ice Arrows
Found: Mother & Child Isles
Used: To Burn/Freeze things.

Light Arrows
Found: Ganon's Tower
Used: To Kill Things. They Destroy all normal enemies in ONE HIT.

Iron Boots
Found: Ice Ring Isle
Used: Weighing Yourself down.

Magic Armor
Found: Zunari's Shop
Used: Complete the Trading Quest. Doing MOST of it works to. Before i completed it I talked to Zunari and received my Armor. I later finished it.

=====

| h. Items|

=====

Telescope
Found: Outset Island
Used: To Zoom in and Out of far locations.

Spoils Bag

Found: Pirate Ship

Used: To Hold special Items

Delivery Bag

Found: Dragon Roost Island

Used: To Carry Special Items

Bait Bag

Found: Beedles Ship

Used: To Carry Bait

Sail

Found: Eskimo's Shop

Used: To Sail

Picto Box/Deluxe Picto Box

Found: Tingles Cell, Upgraded at Picture Shop

Used: Taking Pictures

Windwaker

Found: Dragon Roost Island

Used: To Play Songs

Bottles

Found: Multiple Locations, see above

Used: To Hold Items

Tingle Tuner

Found: Tingles Cell

Used: To Communicate with a Gameboy

Din's Pearl

Found: Dragon Roost Island

Used: To Unlock the Tower of the Gods

Farore's Pearl

Found: Forest Haven

Used: To Unlock the Tower of the Gods

Naryu's Pearl

Found: Outset Island

Used: To Unlock the Tower of the Gods

Hyoï Pear

Found: Beedles Shop

Used: To Control Seagulls

All Purpose Bait

Found: Beedles Shop

Used: To Talk to Fishman and make pigs dig

Fairy

Found: Many Locations

Used: To Recover Life Energy

Green Potion

Found: Potion Shops Across the Land.

Used: To Recover Magic

Red Potion

Found: Potion Shops Across the Land.

Used: To Recover Life Energy

Blue Potion

Found: Korok Potion Shop

Used: To Recover Magic and Life Energy

Elixir Soup

Found: Grandma's House

Used: To Recover Magic, Life and Double your Damage

Water

Found: In any pool of water.

Used: To make wilted plants grow.

Forest Water

Found: In the Forest Haven

Used: To make the dying sprouts of the Deku Tree.

Forest Firefly

Found: Forest Haven

Used: To upgrade the Picto Box

Love Letter

Found: Windfall Island

Used: To get a Piece of Heart

Complementary ID Card

Found: Beedle Shop

Used: To Be Complemented

Cabana Deed

Found: Windfall Island

Used: To gain access to the Cabana

Big Sale Flag

Found: Trading Sequence

Used: To Get The Magic Armor

Pinwheel

Found: Trading Sequence

Used: To Get The Magic Armor

Sickle Moon Flag

Found: Trading Sequence

Used: To Get The Magic Armor

Big Catch Flag

Found: Trading Sequence

Used: To Get The Magic Armor

Town Flower

Found: Trading Sequence

Used: To Get The Magic Armor

Sea Flower

Found: Trading Sequence

Used: To Get The Magic Armor

Tropical Flower
Found: Trading Sequence
Used: To Get The Magic Armor

Hero's Flag
Found: Trading Sequence
Used: To Get The Magic Armor

Skull Tower Idol
Found: Trading Sequence
Used: To Get The Magic Armor

Fountain Idol
Found: Trading Sequence
Used: To Get The Magic Armor

Postman Statue
Found: Trading Sequence
Used: To Get The Magic Armor

Shop Guru Statue
Found: Trading Sequence
Used: To Get The Magic Armor

Blue Chu Jelly
Found: Blue ChuChus
Used: To Make Potions

Red Chu Jelly
Found: Red ChuChus
Used: To Make Potions

Green Chu Jelly
Found: Green ChuChus
Used: To Make Potions

Skull Necklace
Found: Moblins
Used: To Get A Treasure Chart

Joy Pendant
Found: Miniblins
Used: To Get Heros Charm and a Heart Piece

Golden Feather
Found: Birds
Used: To Get Rupees and a Heart Piece

Knights Crest
Found: Darknuts
Used: To Get Spin Attack

Boko Baba Seeds
Found: Boko Baba Seeds
Used: To Make Potions

Power Bracelets
Found: Fire Mountain
Used: To Lift Heavy Objects

Pirate's Charm

Found: Forsaken Fortress

Used: To Communicate with Tetra and the KoRL

Hero's Charm

Found: Windfall Island

Used: To See Enemy Health

Hero's Clothes

Found: Outset Island

Used: To look like a True Hero

Fill Up Coupon

Found: Beedles Shop

Used: To Get Filled Up on Hearts, Magic and Ammo.

=====

| i. Songs |

=====

	A	B	C	D	E	F	G	
1				X				1
2				X		X		2
3								3
4					X			4
5								5
6			X					6
7			X					7

=====

Requiem of Wind

=====

Up, Left, Right

Used for changing the Direction of where the Wind is going.

=====

Song of Passing

=====

Right, Left, Down

Will skip Day to Night and Night to Day.

=====
Command Melody
=====

Left, Center, Right, Center

Used for controlling certain things

=====
Ballad Of Gales
=====

Down, Right, Left, Up

Used for Warping to the following:

	A	B	C	D	E	F	G	
1								1
2		X		X		X		2
3			X					3
4		X			X			4
5								5
6						X		6
7		X						7

=====
Earth God's Lyrics
=====

Down, Down, Center, Right, Left, Right

Used to enter the Earth Temple and certain rooms inside.

=====
Wind God's Aria
=====

Up, Up, Down, Right, Left, Right

Used to enter the Wind Temple and certain rooms inside.

3			O			O		3
4								4
5					O			5
6	O							6
7				O				7
	A	B	C	D	E	F	G	

Location	Eyes	Reward
A6	8	100 Rupees
E5	8	100 Rupees
F3	8	100 Rupees
C3	12	Heart Piece
F1	12	Heart Piece
D7	4	Magic Upgrade

=====
| k. Nintendo Gallery Characters |
=====

- Name

- Ganondorf
 - Princess Zelda
 - King of Hyrule
 - King of Red Lions
 - Tetra
 - Great Fairy
 - Queen of Fairies
 - Granny
 - Aryll
 - Makar
 - Medli
 - Deku Tree
 - Jabun
 - Phantom Ganon
 - Gohma
 - Kalle Demos
 - Jalhalla
 - Gohdan
 - Puppet Ganon
 - Molgera
 - Helmaroc King
 - Valoo
 - Laruto
 - Fado
 - Elma
 - Hollo
 - Olivio

Aldo
Oakin
Rown
Drona
Irch
Carlov
Manny
Linder
Zephos
Cyclos
Rito Chieftan
Kogoli
Quill
Komali
Pashli
Hoskit
Ilari
Mamali
Basht
Bisht
Willi
Obli
Baito
Koboli
Skett
Akoot
Redead
Octorok
Seahat
Peahat
Rat
Keese
Fire Keese
Boko Baba
ChuChu
Gyorg
Morth
Magtail
Miniblin
Bokoblin
Kargaroc
Floor Master
Armos
Red Bubble
Blue Bubble
Armos Knight
Poe
Merman
Gonzo
Mako
Niko
Zuko
Salvage Corp
Old Man Ho Ho
Loot the Sailor
Travelling Merchant
Beedle
Ankle
Knuckle
Nudge

Gonzo
 Senza
 David Jr.
 Salvatore
 Mila
 Maggie
 Mila's Father
 Maggie's Father
 Dampa the Sailor
 Gummy the Sailor
 Kane the Sailor
 Candy the Sailor
 Linda
 Sam
 Killer Bees
 Miss Marie
 Lenzo
 Zunari
 Tott
 Pompie
 Vera
 Potova
 Joanna
 Missy
 Doc Bandam
 Cannon
 Gossack
 Gillian
 Kreeb
 Kamo
 Anton
 Minenco
 Garrickson
 Sturgeon
 Mesa
 Sue-Belle
 Abe
 Wild Pig
 Seagull
 Crab
 Joel
 Rose
 Zill

=====
 | 1. Side Quests/Tingle Quests|
 =====

Section Currently INCOMPLETE

=====
 | m. Blue Chuchus |
 =====

	A	B	C	D	E	F	G	
1		X	X		X		X	1

2	X	X		X			2
3	X	X	X		X		3
4						X	4
5	X		X			X	5
6	X		X	X		X	6
7	X				X	X	7

A B C D E F G

=====
 |n. Enemies |
 =====

Light Arrows will eliminate all these enemies in one hit

Armos Knights

How to Kill: Throw a Bomb into the mouth

Armoses

How to Kill: Slash the Butt Jewel

Beamos

How to Kill: Bomb it

Big Octos

How to Kill: Bomb or Boomerang all the eyes until they are all red

Blue Bubbles

How to Kill: Deku Leaf and attack

Blue Chuchus

How to Kill: Boomerang and Slash

Boko Babas

How to Kill: Slash until it is standing erect. Then slash the stem.

Bokoblins

How to Kill: Use the sword or arrows.

Cyclos

How to Kill: Shoot with arrow

Dark Chuchus

How to Kill: Move it into light, then pick it up and throw it so it shatters

Darknuts

How to Kill: Parry until it loses its armor, then attack

Fire Keese

How to Kill: Shoot with arrow or slash.

Floor Masters

How to Kill: Shoot Arrows

Green Chuchus

How to Kill: Slash

Gyorgs

How to Kill: Arrows

Kargarocs

How to Kill: Boomerang, Arrows or Sword. Arrows most effective as you encounter them in sea a lot

Keese

How to Kill: Arrows or sword

Mad Pigs

How to Kill: Run into water

Magtails

How to Kill: Hit with water, hit the eye, then slash the ball

Miniblins

How to Kill: Sword

Moblins

How to Kill: Sword or arrows

Morths

How to Kill: Kill BEFORE they latch on with boomerang or spin attack as the attach.

Mothulas

How to Kill: Attack with the Deku Leaf, then slash it as it loses wings

Octorocks

How to Kill: Reflect the stone back with the mirror shield

Peahats

How to Kill: Deku Leaf or Boomerang, then Slash

Poes

How to Kill: Flash light at them, then attack

Rats

How to Kill: Slash

Red Bubbles

How to Kill: Same as blue bubbles

Red Chuchus

How to Kill: Same as Green ChuChus

Re-Deads

How to Kill: Attack

Red Wizzrobes

How to Kill: Arrows or Sword

Seahats

How to Kill: Arrows

Stalfoses

How to Kill: Kill the body, then the head

Yellow Chuchus

How to Kill: Boomerang then Sword

Yellow Wizzobes

How to Kill: See red Wizzrobes, but use arrows instead

Warships

How to Kill: Bombs

=====

|o. Bosses|

=====

Just a side note, my boss section is short and to the point. I didnt go into detail.

Gohma

Dragon Roost Cavern

Steps to Beat:

1. Swing on the Tail until the armor is fully shattered.
2. Grapple the Eye and slash it.

Kalle Demos

Forbidden Woods

Steps to Beat:

1. Cut down the vines quickly before they grow back
2. Slash the Boko Baba in the middle.

Gohdan

Tower of the Gods

Steps to Beat:

1. Peg Each Hand twice
2. Peg Each Eye twice
3. Bomb the open mouth

Helmaroc King

Forsaken Fortress

Steps to Beat:

1. Whenever it is close, whack the head with the hammer.
2. When head is stuck, slash with sword

Jalhalla

Earth Temple

Steps to Beat:

1. Shine Light until he falls down
2. Pick him up and throw him into the spikes
3. Kill the small ghosts

Molgera

Wind Temple

Steps to Beat:

1. Hookshot the Tongue
2. Slash the Tongue

Ganondorf

Ganon's Tower

Steps to Beat:

Phase 1

1. Cut the Strings
2. Shoot the blue ball on the tail with light arrows

Phase 2

1. Shoot the Ball (butt) with lights arrows

Phase 3

1. Shoot the Tail with fire arrows

Phase 4

1. Parry
2. If Ganon is hit then slash him
3. If Zelda tells you, bring up the sheild
4. Parry so you stab the sword through his head.

3.Credits

GameFAQs

-typhlosion5555 (GameFAQs) for his awesome map.

-Zyre's Heart Piece FAQ for some Locations.

-http://www.rootsecure.net/index.php?p=ascii_generator for my ASCII Art Title

-Sheikster's FAQ (GameFAQs) for the enemy names

Other

-Me

-Shigeru Miyamoto

This Document is Copyright (c) 2005-2008 by TripleJump

It is not to be posted on another site than the ones below, sold or reproduced without the consent of the author. This may be printed out if only used for personal and private use. Plagarism is frowned upon and is ILLEGAL. This FAQ was made using a legal copy of the game, and not an illegal Rom or Emulator.

The FAQ may be posted on these sites:

: www.gamefaqs.com

: www.ign.com

: www.gamerhelp.com

: www.gamesxtreme.net

: www.neoseeker.com

Well this is my FAQ, if you have a question, secret, or other helpful piece of information; please send it to [triplejumpfaqs\[at\]gmail\[dot\]com](mailto:triplejumpfaqs[at]gmail[dot]com)

I accept the following:

Comments (Postitive)
Information (Secrets, Other Information to be put in my FAQ)
Corrections (Grammar, Names, Punctation, ETC)

What I dont accept:

Spam
Viruses
Chain Letters
Threats
Comments (Negative)
Viruses
Personal Info Crap
Emails Like "OMG I WANT TO SEE JOo NAKEd!11!11!1!!1

If I receive that you will be blocked

==-----==

If you wish to host my FAQ, I agree under the following conditions:

- I Receive Full Credit
- You Post this UNALTERED. Wait for me to update the FAQ stating your URL
- It is viewed for FREE. and no money making is involved
- You Provide me with your URL, Name and Email
- Once it is posted, you give me the link so I can make sure everything is in order

The USAGE terms

Unaltered
Spam free messages
Ask First
Give Credit
Expected Things Met

Well that is my FAQ, Fresh from the Computer. I hope you enjoyed it. I will review a Couple more things:

triplejumpfaqs[at]gmail[dot]com
Copyright (c) 2005-2008 TripleJump

o.....o
|.....|
|.....END OF FILE.....|
|.....|
o.....o