

ESPN Baseball Tonight FAQ

by Jatin Bhatia

Updated to v1.0 on Jun 15, 2004

This walkthrough was originally written for ESPN Baseball Tonight on the GENESIS, but the walkthrough is still applicable to the DC version of the game.

This document is copyright 2003 Jatin Bhatia. All rights reserved.



The ESPN Baseball Tonight FAQ v1.0

For : ESPN Baseball Tonight
System : Sega Genesis
By : Jatin Bhatia
Version : 1.0
Size : 17 KB
Started On : July 19, 2003
Finished On : July 20, 2003
Last updated : July 20, 2003
My E-mail add : jb_003_india@yahoo.com

=====
Table Of Contents
=====

1. Introduction
2. The Game
3. The Controls
4. The Game Modes
5. The Basics
6. The Teams
7. Version History
8. Credits
9. Copyright

10. Contact info

+++++

1. INTRODUCTION

+++++

This is my favorite baseball game and also the best sports game on the Sega Genesis IMHO. Too bad no one is interested in writing a FAQ for it. I am going to try to help others looking for help about the game, but it would be tough, since I have never played baseball in reality. This means I am not aware of all the rules and terms used in the game. So, if you find something wrong or missing, please inform me about it, so that I can make this a better FAQ.

+++++

2. THE GAME

+++++

ESPN Baseball Tonight is a game based on (guess??) the American sport of Baseball, which has some similarities to Cricket, the most popular sport in my country, India. Here is some info about this game :

Name : ESPN Baseball Tonight
Author/Vendor : Sony Imagesoft
Released : 1994
Type : Sports
Language : English

+++++

3. THE CONTROLS

+++++

Batting

D-pad : Move the batter in the box
A Button : Swing the bat (use along with D-pad)
B Button : Block/Defence (don't use this)
C Button : To show and cycle through the score board

Running

B Button : Return to the previous base
C Button : Run to the next base

Pitching

D-pad : Move the pitcher or the ball
A Button : Ball to the batsman.
B Button : Throw at any other base
C button : To show and cycle through the score board

Fielding

D-pad : Move the fielder/Select the base to throw
A Button : Throw the ball (use with D-pad for selecting the base)
C Button : Dive to grab the ball

+++++

4. THE GAME MODES

+++++

Press Start on the title screen to bring up the option menu. Here are the choices you get :

1 Player

Use this to start a single player match versus the computer. Press the Left or Right keys to change this to 2 Player, in order to play a versus match against a human opponent.

Exhibition Game

To start a single match against the computer.

Practice match

To practice the game, use this option. Press C to select batting or pitching.

Home Run Derby

In this mode, the aim is to hit as many Home Runs as possible.

Game Play Options

The following options are available :

Sounds	: On/Off	: To play the sounds or not
Errors	: On/Off	: If the computer will make any errors
Assisted Fielding	: On/Off	: The computer helps you in fielding
Player 1	: Home/Away	: Player 1 is the home team or the visiting team
3 division league	: 2/3	: Unknown
Enter Password	: Unknown	

Note

Keeping the screen ideal for sometime will start the demo of the game. Its a great way to learn the way the computer plays.

+++++

5. THE BASICS

+++++

When the pitcher throws the ball, you don't hit it, and it does not goes over the base 1, its a ball. After 4 balls, you get a free walk.

Home Run

If you hit the ball, and it goes straight out of the boundary (ABC), it is a home run. All the players present on the bases can now complete their run freely.

Grand Slam

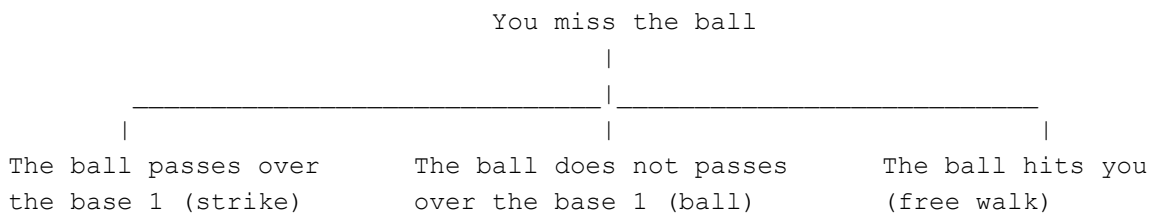
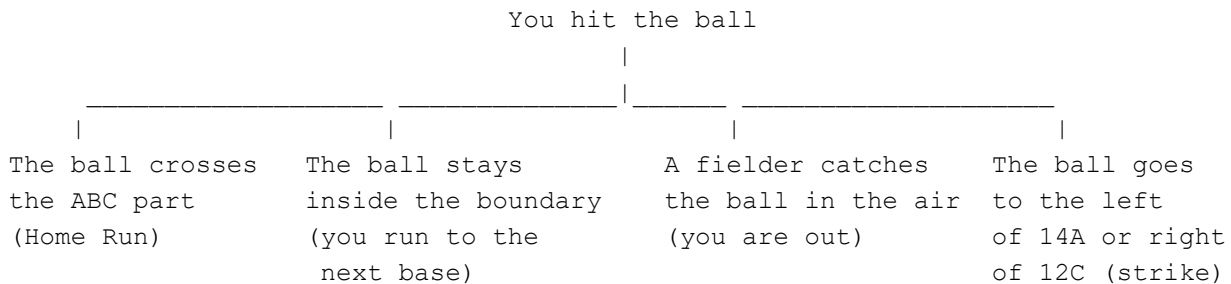
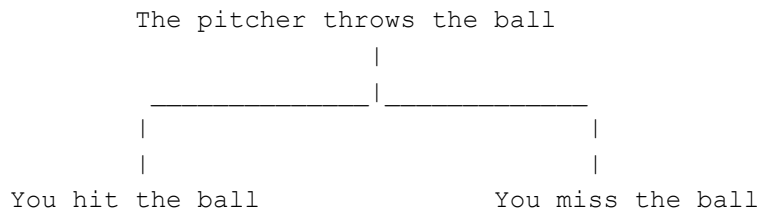
If you have a player on all the 4 bases, and you hit a home run, its called a grand slam, and you get 4 runs straight away.

Foul Ball

If the ball goes to the left of 14A or the right of 12C, its called a foul ball, and you get a strike.

Batting

There are 4 bases on the ground (represented by 1,2,3,4). Your first batter starts at 1.



When your first player has reached the next base, a new batter comes out to bat. Thus, your batter keeps advancing to the next base (unless he gets out) and when he completes the cycle 1-2-3-4-1, your teams scores a run.

Pitching

The pitcher stands at the place marked 5 in the ASCII art above. Just go up to see the controls for pitching. You might have noticed how the computer changes the pace of his throws, sometimes its fast, and sometimes its slower. You can do that by the Up and Down key. Also, you can change the linear path of the ball by using the Left or Right key. This is a good way of deceiving the other player, but make sure you do not get a Ball, which happens when the batter leaves a ball which is off its path. Also be sure to keep an eye on the other team from stealing a run, i.e. the other player on the bases try to run at the next base while the batter has not hit the ball. Use B and D-pad to throw the ball to such bases.

Fielding

Use the Assisted Fielding mode if you are having trouble doing things yourself. It is located in the Game Play Options in the main menu. If the ball is in the air, try to place your fielder in the circle which shows the position the ball will fall. To throw the ball to another fielder at a base, use A and the D-pad, so that :

A + Down : Throw the ball to the base 1
A + Right : Throw the ball to the base 2
A + Up : Throw the ball to the base 3
A + Left : Throw the ball to the base 4
A + None : Throw the ball to the pitcher

+++++

6. THE TEAMS

+++++

National League West

San Diego Padres
Los Angeles Dodgers
San Francisco Giants
Colorado Rockies

National League East

Atlanta Braves
New York Mets
Philadelphia Phillies
Florida Marlins
Montreal Expos

National League Central

ST Louis Cardinals
Houston Astros
Cincinnati Reds

Pittsburgh Pirates
Chicago Cubs

American League West

Oakland Athletics
Seattle Mariners
California Angels
Texas Rangers

American League East

New York Yankees
Baltimore Orioles
Boston Red Sox
Toronto Blue Jays
Detroit Tigers

American League Central

Kansas City Royals
Chicago White Sox
Cleveland Indians
Minnesota Twins
Milwaukee Brewers

+++++++
7. VERSION HISTORY
+++++++

Version 1.0

- - 8:45 PM Sunday, July 20, 2003.
- First version, added all that is there, except for the team roster.

Plans for the future version

- - Complete team roster (maybe).
- Tips, Tricks etc. for batting, pitching, fielding and running.
- Any contributions sent to me by you readers.

+++++++
8. CREDITS
+++++++

Thanks to :-

God : for everything
Me : for writing this FAQ
My brother : for getting me this game and the emulator
CJayC : for including this file and creating Gamefaqs

Sony Imagesoft : for creating this game which I like so much
You : for reading this FAQ

Special Thanks to :-

The following FAQ authors, whose FAQs I read to find out how a base ball FAQ should be written. I did not copied anything from them, though. ^_^

Randy Lilley : for World Class Baseball (Turbo Grafx 16) FAQ

OSUBrianY : for World Series Baseball 2K1 FAQ

Jason Chung : for World Series Baseball 2K1 FAQ

+++++++
9. COPYRIGHT
+++++++

All the contents of this document belongs to the author and may not be reproduced in any form without his written permission. Any part of the document may not be changed or copied and used in any form. It can be printed but for your own reading only, and can not be used for profit. It has been written by me based on my personal experience, except where otherwise noted.

This guide can be hosted by the following sites only -

GameFAQs : <http://www.gamefaqs.com/>

My Home page : <http://www32.brinkster.com/jb003/>

The most recent version can be found at Gamefaqs.com

If you find this guide at any other site, please inform the author.

If you want to host this guide at your site, request me and I will let you.

Copyright 2003 Jatin Bhatia. All rights reserved.

All trademarks and copyrights contained in this document are owned by their respective trademark and copyright holders.

+++++++
10. CONTACT INFO
+++++++

E-mail : jb_003_india@yahoo.com

AIM name : jb003

Gamefaqs name : jatin

Home Page : www32.brinkster.com/jb003

Please read the following before sending me an E-mail :-

DO
--

1. Tell me about any error I made.
2. Send in your contributions to add to this FAQ.
3. Tell me your opinion on this game/FAQ.
4. Ask any question you may have.
5. Request for permission to host this FAQ.
6. Include 'ESPN Baseball Tonight FAQ' in the subject of your E-mail.

