

Bases Loaded III FAQ

by Hergiswi

Updated to v1.0 on Jul 27, 2004

```
MMMMMMMM8      BMMM      MMMMMMMM,      SMMMMMMMMMM      OMMMMMMMX
Mr      MM      MM0Mr      MM      MMM      SM      MM      MMM
M7      MM      MM      MM      MM      SM      MM
MMMMMMMMMM      MMX      ,MM      MMMMMMMMX      SMMMMMMMMMM      MMMMMMMMZ
MZ      rMM      MM      0M:      MMMMMa      SM      MMMMMM
MW      MX      MMMMMMMMMMM      a0      MM      SM      X0      BM
Mr      MM      0MS      :iii      rMM      SMM      MM      SM      .MM      MM
MMMMMMMMMr      :MM      MM8      MMMMMMMMM      MMMMMMMMMMMMM      MMMMMMMMM
```

```
MM      SMMMsr      MMMr      MMMMMMMsr      WMMMMMMMMMM      WMMMMMMMS
MM      MM7      MMM      .MMMM      MM      MMM      ZM:      r      ZM:      MMMM
MM      MM      MM;      MM      MM      MM      MM;      SM      SM      MM
MM      MM      MM      MM0      MM      MM      MM      SMMMMMMMMMM      SM      rM
MM      MM      MM      MW      MM      MM      MM      SMMMMMMMMMM      SM      7M
MM      ,Mi      MM      MM.      XX      MM7      MM      MM      SM      SM      MM
M2      MMi      MM      MMMMMMMMMMMMM      MM      MM      SM      SM      MMa
MMMMMMMMMM      :MMMMMMMMMM      MM      MM      MMWMMMMMMMM      BMMMMMMMMMMMM      BMMMMMMMMMM
ZWMMMMMMMM      8MMM      MM      7M;      M@MMMMMM      ;MMMMMMMMMMMM      ;MMMMMM
```

```
MM      .MM      .MM
MM      MM      MM
MM      MM      MM
MM      MM      MM
MM      MM      MM
MM      MM      MM
MM      MM      MM
MM      MM      MM
```

Bases Loaded III FAQ/Guide

Written By: Hergiswi

Version 1.0

=====

INDEX

=====

- Index
- Version History
- Controls
- Tips and Tricks
- Credits
- Copyright

=====

VERSION HISTORY

=====

Version 1.0: I wrote this. Duh? In my next version, I want to add all of the

teams in the game.

=====
CONTROLS
=====

If you want to get started, you have to know the basic controls! There are different controls for when you're batting and when you're pitching, so they're in to different sections.

Batting

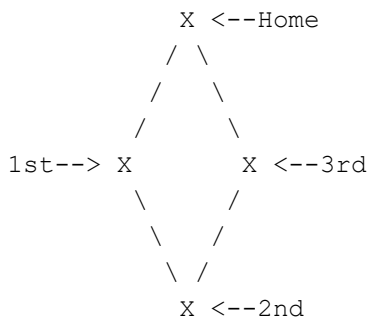
A: Swings the bat
B: Does nothing
Start: Pauses the game
Select: Batter straightens out the bat

Pitching

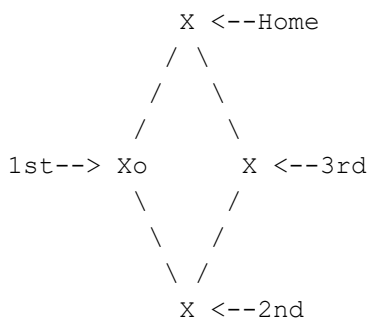
A: Pitches the ball
B: If there are people on the field, it brings you to the field
Start: Pauses the game
Select: Does nothing

=====
TIPS AND TRICKS
=====

Now, if you noticed, you're very limited on controls. However, those were just the basic controls. Now that you know them, we can learn the tricks of the field. The field grid in the corner looks like this (X's are bases):



A diamond, as always. What's so special about that? Well, that's where you can tell what bases the people are on.



Notice the little "o" next to 1st base. That "o" means that there's a guy on

1st base. You'll see the little "o", which is really a head in the game, move along the grid during the game. It'll show the base they're on, when they're running, and what base they're running to. You can have up to four guys on the field.

Now that you know that, you can learn the controls!

```
=====
PITCHING
=====
```

```
-----
Pitch Screen
-----
```

This is fun. You can do all sorts of pitches.

Button to hold	Type of pitch
Up	Throws a high ball.
Up + Right	Throws a high ball to the right.
Up + Left	Throws a high ball to the left.
Down	Throws a low ball.
Down + Right	Throws a low ball to the right.
Down + Left	Throws a low ball to the left.

Remember, if the ball doesn't go directly over the base, and the guy doesn't swing, it's a ball. 4 balls and the other team gets a walk, which means their players get to move up a base.

Oh, and try not to hit the batter! That gives him a walk to first base.

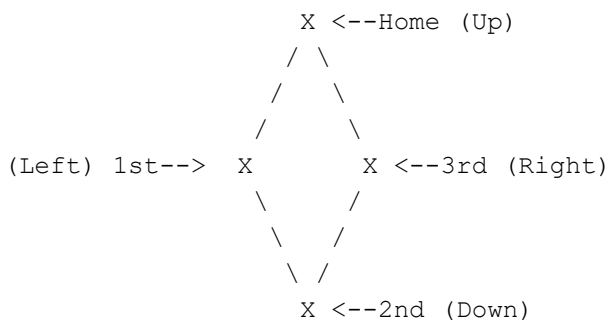
If you get a Ball and it goes too far, it will take you to the field. Be careful, though. I think the other team can run to another base at this point!

```
-----
Field
-----
```

The screen focuses on whichever player is pitching. I'll explain why under the batting controls.

You need to control all the guys on the field. Don't worry, they all move in the direction you press on the D-Pad, and at the same time.

When you see the ball, grab it. Then throw it to the specified base.



Each base has a direction. To throw the ball to that base, hold the desired direction and press A. If there's a guy on the base that you throw it to, he's safe. If you throw it to the base and the guy is running to it, he'll most

likely be out. However, if he runs back to the base he started from, throw it to there. He'll be out.

Wait, he hit a fly ball! I can't get it in time!

Actually, you can. You have a lot of field players. But, sometimes the ball goes at different speeds.

If the ball is going faster than your guys, and it's in front of your guy, hold up and hope that another field player will come up and get the ball. It's sort of complicated.

```

      Guy (running down)
      |
      |      o (Ball, going faster than guy)
      \_/_/
          x (Hopefully ball lands here)

      /-\
      |
      |
      Guy (running up, and is closer to the ball)
```

Since the ball is going faster than your guy running down, switch to holding the up button for a second. Your lower guy will run up to the ball. Hopefully he'll catch it, getting the guy running to first out! If you get him out, then throw the ball to the other bases before the runners can get back to their original bases!

If the ball is going slower than your guys, it's simple. Run, and then stop when needed. You can predict where the ball is going to land, therefore catching it.

```
=====
BATTING
=====
```

```
-----
Batting Screen
-----
```

Pretty simple.

Button to hold	Type of bat
Up	Hits a high ball.
Up + Right	Hits a high ball on the right.
Up + Left	Hits a high ball on the left.
Down	Hits a low ball.
Down + Right	Hits a low ball on the right.
Down + Left	Hits a low ball on the left.

```
-----
Field
-----
```

It's trickier on the field.

Your guys will automatically run, and you hope for the best.

However, if you want to steal bases, it's not that easy. To steal a base, hold the desired direction (see pitching instructions) and press B. Careful not to get out, though!

If a fly ball is caught, and you have more than one person on the field, your batter will be out. If your other guys already ran a base, make them run back! If a ball hits the base before you can run back to it, you're out!

=====
CREDITS
=====

I have nobody to credit.

=====
COPYRIGHT
=====

This guide is copyright (c) 2004 - Hergiswi
This document may not be used in part or whole unless stated otherwise by me

This document is copyright Hergiswi and hosted by VGM with permission.