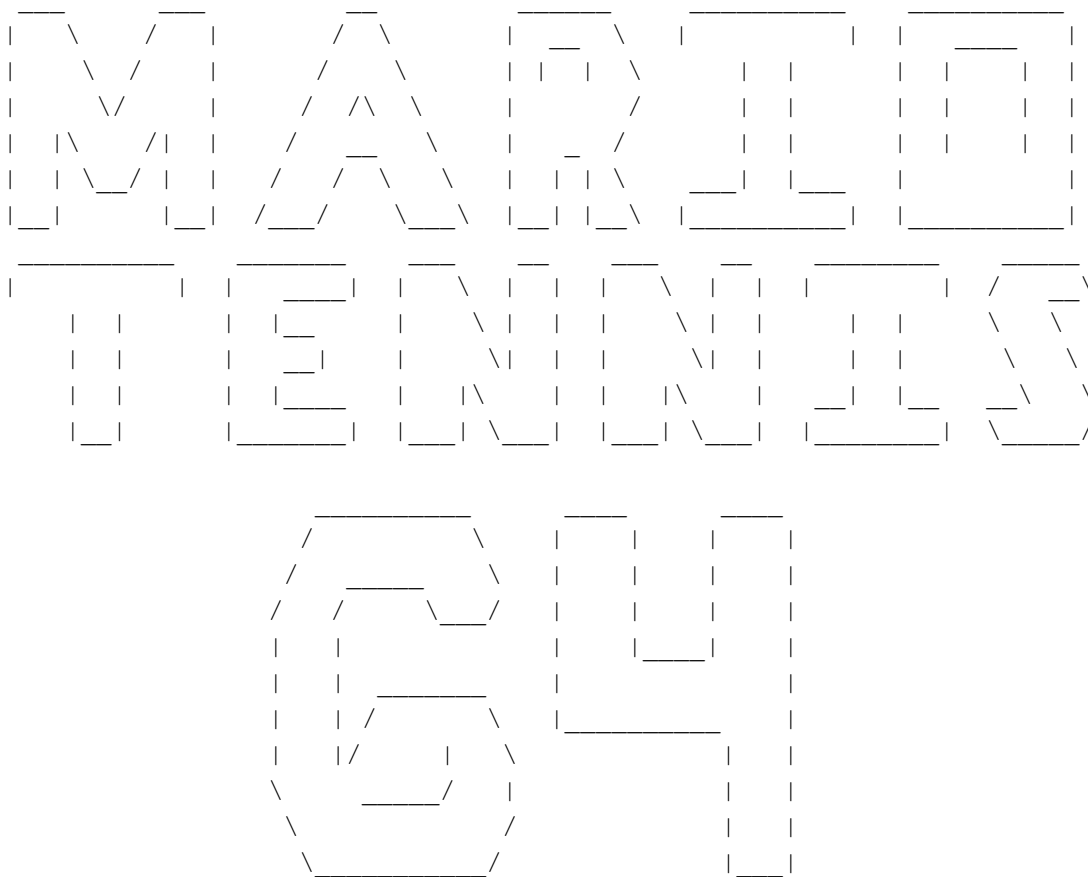


Mario Tennis FAQ JP

by Jerome44

Updated to v0.9 on Aug 8, 2000

Oh Yeah, It's...



Mario Tennis 64 Guide (Japanese Version)

Platform: Nintendo 64

Version: 0.9

Created By: Jerome44

E-Mail Address: Jerome44@mail.com

Created On: 8-4-2000

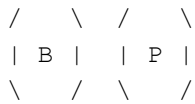
Last Updated On: 8-8-2000

+++++

Table of Contents

+++++

- I. Introduction
- II. Legal Information
- III. Updates/Revision History
- IV. Menu Navigation
- V. Basic Rules Of Tennis
- VI. Game Controls
- VII. Characters Profiles
- VIII. Strategy
- IX. Secrets



The circle with the tennis court in it(E above) is where you can play exhibition games to hone your skills!

The circle with the trophy in it(T above) is where you can play in tournaments. When you first start out there will be only one court to play and as progress, three courts will eventually be there for both doubles and singles.

The circle with the ring in it(R above) is where you can play the ring mini-games. There are several different situations where you have to collect rings by hitting the tennis ball through them, can get pretty tough!

The circle with Bowser in it(B above) is where you can play on bowser's, lava floating, tennis court. It's setup like Mario Kart where you can collect items and then use them against your opponent. Very cool feature!

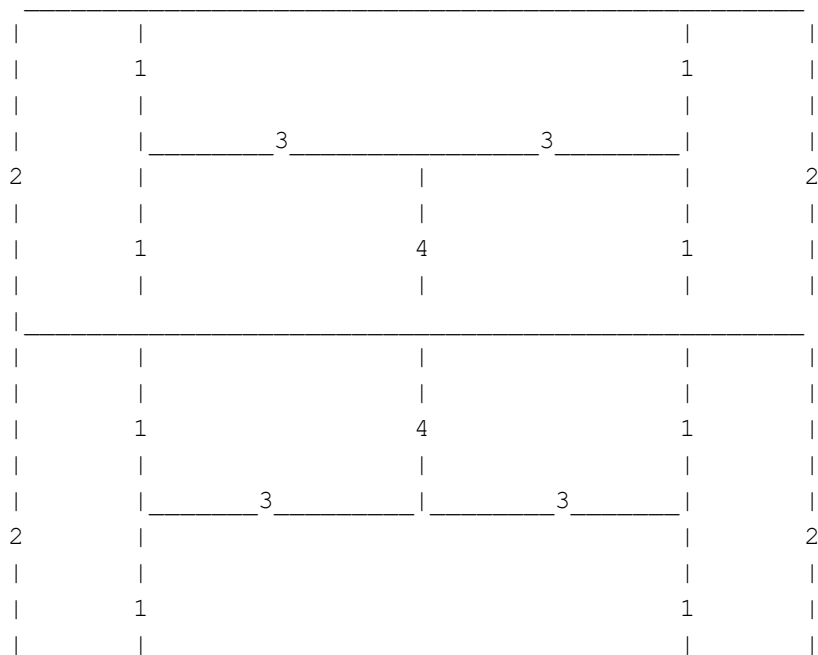
The circle with the plant in it(P above) is where you can play the plant upchucking tennis balls mini-game. In this one you hit balls ,that have been upchucked by one of three plants, back at an opponent. If the ball you hit hits the the other side of the court when you hit it, you get a point. If you score more than you miss you win. Watch out though because the opponent can knock the balls away.

```

\_____\_____
 V.Basic Rules of MARIO TENNIS
\_____\_____

```

 RULES OF THE TENNIS COURT:



When you are playing a game of SINGLES, the lines above that are marked with 1s will be the left and right out of bounds lines. In DOUBLES the left and right out of bounds lines will be the lines marked above with 2s.

When you are the player returning a serve, you cannot cross the lines marked above with 3s until you have hit the ball for the first time.

When playing DOUBLES, if you change sides with your partner before the ball is served you will lose that game automatically.

RULES OF SERVING:

If you hit the ball past any lines marked above with a 1 or a 4, then you will get what is called a FAULT. You will get one free FAULT but if you hit two FAULTS in a row, you will lose that game.

There is also the LET, which is when you hit the net, but I'm not sure if that counts as a FAULT. I think it's only if it hits the net and then goes out of the boundaries. Anyways, that's it for serving.

RULES OF THE GAME:

The object of the game of tennis is to hit the ball past your opponent (obviously) in order to gain points. The game proceeds through three levels.

GAME, SET, And MATCH.

You win points in a game to win points in a set and points in a set to win a match, easy as that! The point system for each level is listed below:

GAME POINTS:

No Wins: 0 (Love)
First Win: 15
Second Win: 30
Third Win: 40
Fourth Win: You Win The Game!

If you tie at 40 then you will be at what is called DEUCE. Here is how DEUCE works:

DEUCE POINTS:

First Win:
Advantage
Second Win (IN A ROW):
You Win!

A or B + $\overline{\diagup}$ \ or $\overline{\diagdown}$ \ or $\overline{\diagup}$ /
 || or \\ or //
 || \\ //

If you press the analog controller up while hitting the ball, the ball will go further down the court.

A or B + $\overline{\diagdown}$ / or $\overline{\diagup}$ \ or $\overline{\diagdown}$ /
 || or \\ or //
 __/ __\ /_/

If you press the analog controller down while hitting the ball, the ball will land closer to the net.

And of course, the more you point the analog controller left or right, it will be hit at sharper and sharper angles in the direction you pointed it.

Serving The Ball:

Press A to toss the ball up and then press A, B, or A+B plus the direction you want it to go. If you get the right timing down you'll get a "Nice Hit."

That's it on controls, You're all READY TO PLAY!!

````````````````````````````````````````  
Character Profiles  
````````````````````````````````````````

Mario

Speed: Average
Hitting: Average

Mario is just a good all around player.

Luigi

Speed: Above Average
Hitting: Average

Luigi slides around when he runs, can't stand him.

Waluigi

Speed: Below Average
Hitting: Average

Can't manuever and turn very well, but ok player.

Daisy(The Other Girl)

Speed: Below Average

Hitting: Average

Princess Peach's friend or something, I dunno?

Peach

Speed: Above Average

Hitting: Below Average

Special: Hearts Appear With A Flaming Hit.

If you want to get around the court quick, pick the princess!

Baby Mario

Speed: Below Average

Hitting: Above Average

Special: Stars Appear With A Flaming Hit.

He's a slow baby with Popeye strength, Mario must feed him spinach!

Kinopio(Mushroom Head)

Speed: Average

Hitting: Average

Pretty average little mushroom guy.

Catherine(Pink Dragon, Also Known As Birdo)

Speed: Below Average

Hitting: Average

Who is this, never heard of her!

PataPata(Flying Turtle)

Speed: Average

Hitting: Average

He does have smooth movement because he's flying.

Wario

Speed: Below Average

Hitting: Average

Not much to say, he's a bad guy.

King Koopa

Speed: Way Below Average

Hitting: Average

Pure Evil!

Yoshi

Speed: Average

Hitting: Average

Special: Rainbow With Flaming Power Hits.

It's Mario Green Pal!

Donkey Kong

Speed: Horrible

Hitting: Above Average

One clunky monkey.

Theresa(The Ghost)

Speed: Average

Hitting: Above Average

Has very controlable hitting.

How can you tell if a ghost is male or female?

!?!?!?!?!?!?!?!?!?!?!?!?!?!?!?!?

SPOILER ALERT SPOILER ALERT

!?!?!?!?!?!?!?!?!?!?!?!?!?!?!?!?

These are the two hidden characters be forwarned.

Donkey Kong Jr.

Speed: Below Average

Hitting: Average

Special: Green Bananas With A Flaming Power Hit.

Give him a break, he's just a kid!

Hey-Ho(Little Red Baddie, Also Known As Shy Guy)

Speed: Average

WARIO COURT

Win all tournaments in Doubles with Wario.

Coin Mini-Game Secrets:

This has to be the most disappointing part of the game. I completed a couple of the coin mini-games only to find that the big reward was having a sort of free for all with Koopa. Then I figured that something cool would happen if I beat them all... Well about 4:00 AM I found out I was wrong! All you get is to play against Koopa on all of them, blah!

Plants Upchucking Tennis Balls Mini-Game:

Haven't found anything yet. Just seems to be for practice, could be secrets though.

Miscellaneous Secrets:

SPECIAL CUPS

Go through all the Tournament Cups with all the characters(including Shy Guy and Donkey Kong Jr.) to unlock the Special Cups, which are much harder than the previous one. Press R while selecting a character to access the Special Tournament in the menu.

PLAY WITH LEFT HAND

At the character select screen, hold down L while choosing your character.

HANDICAP

I think you only have to beat one tournament in order to enable this with a character. If you have done this then hold down R while picking your character and you should see a star next the whoever you selected in the bottom left. This will give you extremely powerful hitting abilities.

RESTART REPLAY

While a replay is playing, press the B button.
Good for torturing friends...

ALWAYS PLAY ON THE BOTTOM OF THE SCREEN

This isn't a real secret but it really made me happy that it was included! If you press start while playing, and then select the camera and then select the middle camera with the two arrows, you can play without having to play on the top side of the court. I hate that top side and I'm sure many of you do too!

That's it for the secrets for now.

I'll have gameshark codes and cheat codes as soon as I find them. And if you would like to contribute them you can send them along to Jerome44@mail.com!

__________\
X.Cool Links
__________\
_

I always like to know the latest about videogames so I thought I'd compile a list of links where you can find all about Mario Tennis 64! Enjoy!

Nintendo of America's Mario Tennis 64 Page:
<http://www.nintendo.com/n64/mariotennis/>

Nintendo of Japan's Mario Tennis 64 Page:
http://www.nintendo.co.jp/n01/n64/software/nus_p_nm8j/index.html

IGN 64's Mario Tennis 64 Compilation:
<http://ign64.ign.com/games/14400.html>

IGN's Comparision of Mario Tennis 64 and Virtua Tennis:
<http://dreamcast.ign.com/news/22659.html>

__________\
XI.Where To Buy Imports
__________\
_

Well I have had some good luck and bad luck with importers in my day and I thought I'd share that with you all today. Below is a list of importers along with their links. I'll tell you why or why not I like them and how smoothly my orders have gone with each.

Tronixweb.Com - Awesome!

These guys are on top of their orders. I have ordered several games from them and they have always been very nice. They give out tracking numbers, confirm shipments, and offer really cheap overnight shipping if you just can't wait!(They Are In New York). They're only drawback is that they don't always get everything in the first day it's offered and they don't always have every game I'm looking for, but other than that they rock!

TheRage.Com - Awesome!

Great track record with me, but they also don't always have all the latest imports in stock. But they have very good prices and cheap shipping as well.

NCSX.Com - The King!

These guys have everything the day it comes out. They have great prices, fast shipping, and you can find pretty much everything you'd ever want! They do have some shipping charges that are kind of high, but not enough to make anyone not shop there. Definitely check these guys out. They also offer a detailed account record and I have found that they ship sometimes minutes after an order! Just plain amazing.

Videogamedepot.com - Awesome!

They have a huge selection of older imports for the saturn, super nes, etc along with all of the newer systems. unbeatable prices and they ship very fast.

