

Naruto: Ultimate Ninja Heroes FAQ/Walkthrough

by Punisher_x

Updated to v0.7 on Nov 16, 2011

W
A
L
K
T
H
R
O
U
G
H

N
A
R
U
T
O
:
U
L
T
I
M
A
T
E
N
I
N
J
A
H
E
R
O
E
S

N
I
N
J
A
H
E
R
O
E
S
F
A
Q
/
W
A
L
K
T
H
R
O
U
G
H

F
A
Q
/
W
A
L
K
T
H
R
O
U
G
H

Title: Naruto: Ultimate ninja heroes
System: Playstation portable
Guide type: FAQ/walkthrough
Guide version: 1.0
Writer: Punisher_x2

Scroll of contents


/	/
\ 1.Introduction	\
/	/
\ 2.Version history	\
/	/
\ 3.Story	\
/	/

History of updates for this guide:


Version 0.5 (19.12.09) - Guide created and uploaded

Version 0.6 (5.1.10) - Fixed a few spelling mistakes

Version 0.7 (07.02.10) - Added MySpace account URL at the contact info section and updated the FAQ section



The game doesn't feature much of a plot except battles taken from the anime with no cutscenes and dialog boxes which might be disappointing for fans. Well, all I can say is accept the game for what it is but, it was really intended to be more of an online friend game. After a while we shall get to the heroes mode and discuss more about the games actual story... I mean battles.



\ _/_/ _____
 // \Home/ ()vol() PSP () () \Select/ \Start/
 // _____

Basic controls:

D-pad - Run

Circle button - Attack

Triangle button - Charge secret technique

square button - Use item

X button - Jump

L button - Change item

R button - Guard

Start - Pause the game

Select - Nothing

Advance controls:


L or R button (Before being attacked) - Substitution jutsu

Triangle + circle button - Use secret technique

D-pad down (Hold) - Recharge chakra

D-pad up (Hold) - Taunt enemy

Up + x or down + x - Get to the background or foreground



| _____ |
| Naruto Uzumaki |
| _____ |

Rank: Genin

Age: 13

Combo chart:

Naruto Rising Dragon - Circle 3x, up + circle

Naruto Spin - circle 3x, right + circle

Crown Of The Head Cut - Circle 3x, down + circle

Super Crush Hit - Circle 3x, left + circle

Temari Ball kick - Up + circle 2x

Nosedive Bomb - Down + circle 2x

Exploding Shot - Right + circle 2x

Throws:

Clone combo - Left + circle

Giant Kick Fury (Aerial throw) - Left + circle

Air combo chart:

Giant swing - Up + circle 3x

Giant windmill - Down + circle 3x

Bamboo Helicopter - Circle 3x

Jutsu: (Uses chakra)

I overdid it! - Up 2x + circle

Demon Wind Bomb - Down 2x + circle

Secret technique: (Uses MAX chakra)

The Nine Tails Barrage - Triangle + circle

Awakening: (After secret technique)

Nine Tailed Fox Mode - Increases strength and has unlimited chakra.

Sasuke Uchiha

Rank: Genin

Age: 13

Combo chart:

Rising Fire Kick - Circle 3x, up + circle

Fire Smash Thrust - circle 3x, right + circle

Turning Flame Kick - Circle 3x, down + circle

Flame Barrage - Circle 3x, left + circle

Flaming Flower Kick - Up + circle 2x

Sliding Back Kick - Down + circle 2x

Leaping Fire Kick - Right + circle 2x

Throws:

Shoulder Throw - Left + circle

Falcon Drop (Aerial throw) - Left + circle

Air combo chart:

Wild Dance Of Fire Dust - Up + circle 3x

Wild Dance Of Ragin Fire - Down + circle 3x

Wild Dance Of Spouting Fire - Circle 3x

Jutsu: (Uses chakra)

Fire style: Fire Ball Jutsu - Up 2x + circle

Fire Style: Phoenix Flower Jutsu - Down 2x + circle

Secret technique: (Uses MAX chakra)

Chidori - Triangle + circle

Awakening: (After secret technique)

Curse Mark Mode - Increases strength, unlimited chakra but drains health.

| Sakura Haruno |

Rank: Genin

Age: 13

Combo chart:

Repulsion Combo - Circle 3x, up + circle

Punishment Combo - circle 3x, right + circle

Rupture Combo - Circle 3x, down + circle

Maiden's Anger - Circle 3x, left + circle

Maiden's Power - Up + circle 2x

Leg Kick Combo - Down + circle 2x

Beating Up Annoying Guys Jutsu - Right + circle 2x

Throws:

Thug Repulsion Leg Jutsu - Left + circle

Rotating Strike (Aerial throw) - Left + circle

Air combo chart:

Midair Strike Top - Up + circle 3x

Midair Strike Bottom - Down + circle 3x

Midair Strike Middle - Circle 3x

Jutsu: (Uses chakra)

This Fairy Tale Is For Real!! - Up 2x + circle

The Great Sakura - Down 2x + circle

Secret technique: (Uses MAX chakra)

Maiden's Attack - Triangle + circle

Awakening: (After secret technique)

Ultimate Mode - Increases strength and jump

Rock Lee

Rank: Genin

Age: 14

Combo chart:

Blue Flash - Circle 3x, up + circle

Ferocious Shoulder Breakthrough - circle 3x, right + circle

Triple Ferocious Kick - Circle 3x, down + circle

Eight - Hermit Barrage - Circle 3x, left + circle

Heavenly Dance Of Falling Leaf - Up + circle 2x

Hurricane Destruction - Down + circle 2x

Energy Fist - Right + circle 2x

Throws:

Blue Roar - Left + circle

Blue Tornado (Aerial throw) - Left + circle

Air combo chart:

Blue Gust - Up + circle 3x

Blue Storm - Down + circle 3x

Blue Gale - Circle 3x

Jutsu: (Uses chakra)

Leaf Whirlwind - Up 2x + circle

Leaf Hurricane - Down 2x + circle

Secret technique: (Uses MAX chakra)

Hidden Lotus - Triangle + circle

Awakening: (After secret technique)

Hidden Gates Mode - Increases strength, speed, jump and unlimited chakra but drains health

Neji Hyuga

Rank: Genin

Age: 14

Combo chart:

Rising Turn Hit - Circle 3x, up + circle

Minor Palm Thrust - circle 3x, right + circle

Kick From The Heavens - Circle 3x, down + circle

Turning Palm Hit - Circle 3x, left + circle

Palm Of Rising Heaven - Up + circle 2x

Downward Spiral Kick - Down + circle 2x

Major Palm Thrust - Right + circle 2x

Throws:

Chakra Network Sever Strike - Left + circle

Double Back Kick (Aerial throw) - Left + circle

Air combo chart:

Wild Dance Of Heaven's Kick - Up + circle 3x

Wild Dance Of Heaven's Fist - Down + circle 3x

Wild Dance Of Heaven's Palm - Circle 3x

Jutsu: (Uses chakra)

Barrage Of Gentle Fists - Up 2x + circle

Rotation - Down 2x + circle

Secret technique: (Uses MAX chakra)

8 Trigrams 64 Palms - Triangle + circle

Awakening: (After secret technique)

Byakugan Mode - Increases strength and drains opponent's chakra

Tenten

Rank: Genin

Age: 14

Combo chart:

Concealed Jutsu: Soaring Slash - Circle 3x, up + circle

Concealed Jutsu: Piercing Shot - circle 3x, right + circle

Concealed Jutsu: Steel Impact - Circle 3x, down + circle

Concealed Jutsu: Thorn - Circle 3x, left + circle

Concealed Jutsu: Soaring - Up + circle 2x

Falling Smash Kick - Down + circle 2x

Concealed Jutsu: Slash Thrust - Right + circle 2x

Throws:

Medullary Strike - Left + circle

Concealed Jutsu: Wind Paralysis (Aerial throw) - Left + circle

Air combo chart:

Concealed Jutsu: Air Slash - Up + circle 3x

Concealed Jutsu: Steel Swing - Down + circle 3x

Concealed Jutsu: Direct Steel - Circle 3x

Jutsu: (Uses chakra)

Ninja Tool Summoning - Up 2x + circle

Sacred Dance Shuriken (Charge) - Down 2x + circle

Secret technique: (Uses MAX chakra)

Ninja Tool Meteor - Triangle + circle

Awakening: (After secret technique)

Ultimate Mode - Increases strength and jump

Shikamaru Nara

Rank: Genin

Age: 13

Combo chart:

Deer Jump - Circle 2x, up + circle

Deer Spin - circle 2x, right + circle

Deer Drop - Circle 2x, down + circle

Rear Shadow Lift - Circle 2x, left + circle

Waiting Shadow Sweep - Up + circle 2x

Shadow Cut - Down + circle 2x

Deer Lunge - Right + circle 2x

Knockdown Blow (Attack reversal) - Up + circle

Throws:

Rear Shadow Scoop - Left + circle

Rear Shadow Drop (Aerial throw) - Left + circle

Air combo chart:

Rising Shadow - Up + circle 3x

Falling Shadow - Down + circle 3x

Flying Shadow - Circle 3x

Jutsu: (Uses chakra)

Shadow Possession: Paper Bomb - Up 2x + circle

Now, Choji! (Attack Reversal)- Down 2x + circle

Secret technique: (Uses MAX chakra)

Shadow Possession: Giant Fire Ball - Triangle + circle

Awakening: (After secret technique)

Ultimate Mode - Increases strength and jump

Choji Akimichi

Rank: Genin

Age: 13

Combo chart:

Low Table Reversal - Circle 2x, up + circle

Bale Collapse - circle 2x, right + circle

Tub Drop - Circle 2x, down + circle

Mochi Pounding - Circle 2x, left + circle

Meat Ball - Up + circle 2x

Floating Arrival - Down + circle 2x

Deep Fry - Right + circle 2x

Throws:

Tempura - Left + circle

Falling Star (Aerial throw) - Left + circle

Air combo chart:

Flee - Up + circle 3x

Daikon - Down + circle 3x

Shrimp Spin - Circle 2x

Jutsu: (Uses chakra)

Human Boulder - Up 2x + circle

Needle Human Boulder - Down 2x + circle

Secret technique: (Uses MAX chakra)

Human Boulder Crush - Triangle + circle

Awakening: (After secret technique)

Expansion Mode - Becomes large and gains more strength

Ino Yamanaka

Rank: Genin

Age: 13

Combo chart:

Cattleya Dancing In the Wind - Circle 2x, up + circle

Eucalyptus Wind - circle 2x, right + circle

Amaryllis Dance - Circle 2x, down + circle

Achillea Step - Circle 2x, left + circle

Fellings Of The Liatris - Up + circle 2x

Dancing Lily - Down + circle 2x

Rose Strike - Right + circle 2x

Impatiens Rejection (Attack Reversal) - Up + circle

Throws:

Promise Of The Clover - Left + circle

Cyclamen Fragrance (Aerial throw) - Left + circle

Air combo chart:

Flight Of The Spoaroot - Up + circle 3x

Sadness Of The Marigold - Down + circle 3x

Nerine Riding The Wind - Circle 3x

Jutsu: (Uses chakra)

16 - Hit combo - Up 2x + circle

Ninja Wolfsbane (Charge) - Down 2x + circle

Secret technique: (Uses MAX chakra)

Yamanaka clan hidden jutsu - Triangle + circle

Awakening: (After secret technique)

Poison - The character only poisons the enemy

Kiba Inuzuka

Rank: Genin

Age: 13

Combo chart:

Soaring Fang - Circle 3x, up + circle

Fang Combo - circle 3x, right + circle

Swift Kick - Circle 3x, down + circle

Akamaru Combo - Circle 3x, left + circle

Swift Fang - Up + circle 2x

Tooth and Claw - Down + circle 2x

Beast Lightning - Right + circle 2x

Throws:

Rising Double Kick - Left + circle

Rolling Double Kick (Aerial throw) - Left + circle

Air combo chart:

Slicing Fang Of Sky - Up + circle 3x

Transient Beast Kick - Down + circle 3x

Beast Crush Kick - Circle 3x

Jutsu: (Uses chakra)

Dynamic Marking - Up 2x + circle

Man Beast Clone - Down 2x + circle

Secret technique: (Uses MAX chakra)

Fang Over Fang - Triangle + circle

Awakening: (After secret technique)

Food Pills Mode - Increases strength and speed

Shino Aburame

Rank: Genin

Age: 13

Combo chart:

Turning Circle Of Insects - Circle 3x, up + circle

Impact Insects - circle 3x, right + circle

Insect Spiral Kick - Circle 3x, down + circle

Insect Wave Fist - Circle 3x, left + circle

Sky Insect Death - Up + circle 2x

Crawling Insects - Down + circle 2x

Insect Fist Hit - Right + circle 2x

Throws:

Instant Insect Strike - Left + circle

Raid Of Insects (Aerial throw) - Left + circle

Air combo chart:

Soaring Insects Of Sky - Up + circle 3x

Insect Drop Kick - Down + circle 3x

Throbbing Insects - Circle 3x

Jutsu: (Uses chakra)

Insect Paralysis Jutsu (Combo Attack) - Up 2x + circle

Insect Pillar Jutsu - Down 2x + circle

Secret technique: (Uses MAX chakra)

Parasitic Insects: Spear - Triangle + circle

Awakening: (After secret technique)

Ultimate Mode - Increases strength and jump

| Hinata Hyuga |
| _____ |

Rank: Genin

Age: 13

Combo chart:

Turning Palm Strike - Circle 3x, up + circle

Double Thrust Strike - circle 3x, right + circle

Double Palm Hit - Circle 3x, down + circle

Turning Palm Dance Barrage - Circle 3x, left + circle

Heaven's Palm - Up + circle 2x

Downward Spiral Palm - Down + circle 2x

Turning Back - Through Palm - Right + circle 2x

Throws:

Turning Knee Strike - Left + circle

Rolling Back Palm (Aerial throw) - Left + circle

Air combo chart:

Jumping Rising Thrust - Up + circle 2x

Stepping On Air Kick - Down + circle 2x

Double Palm Air Strike - Circle 2x

Jutsu: (Uses chakra)

Barrage Of Gentle Fists - Up 2x + circle

Super Healing Medicine - Down 2x + circle

Secret technique: (Uses MAX chakra)

Hundred Palms Of Fury - Triangle + circle

Awakening: (After secret technique)

Byakugan Mode - Increases strength and drains opponent's chakra

Kakashi Hatake

Rank: Jonin

Age: 27

Combo chart:

Air Slice - Circle 3x, up + circle

Kunai Combo - circle 3x, right + circle

Sliding Kick - Circle 3x, down + circle

Bare Thrust - Circle 3x, left + circle

Instant Slice - Up + circle 2x

Lower Turn Kick - Down + circle 2x

Ground Crawl - Through Palm - Right + circle 2x

Throws:

Back Stab - Left + circle

Air Somersault (Aerial throw) - Left + circle

Air combo chart:

Rising Swallow - Up + circle 3x

Falling Swallow - Down + circle 3x

Flying Sparrow - Circle 3x

Jutsu: (Uses chakra)

A Thousand Years Of Death - Up 2x + circle

Earth Style: Fange Pursuit Jutsu - Down 2x + circle

Secret technique: (Uses MAX chakra)

Lightning Blade - Triangle + circle

Awakening: (After secret technique)

Sharingan Mode - Increases strength and copies enemy's combos and jutsu (Some attacks or jutsu can't be performed because of the fact that Kakashi is missing a certain item or thing.)

Might Guy

Rank: Jonin

Age: 27

Combo chart:

Rise - To - Sky Uppercut - Circle 3x, up + circle

Hot - Blooded Straight Right - circle 3x, right + circle

Kick Of Steel - Circle 3x, down + circle

Heart - And - Soul Body Blow - Circle 3x, left + circle

Rise - To - Sky Kick - Up + circle 2x

Chop Of Steel - Down + circle 2x

Hot - Blooded Kick - Through Palm - Right + circle 2x

Throws:

One - Legged Hit Style - Left + circle

Rolling Throw (Aerial throw) - Left + circle

Air combo chart:

Rolling Shoot - Up + circle 3x

Burning Beat - Down + circle 3x

Greatest Hit - Circle 3x

Jutsu: (Uses chakra)

Dynamic Entry - Up 2x + circle

Primary Lotus - Down 2x + circle

Secret technique: (Uses MAX chakra)

Ichiban Star - Triangle + circle

Awakening: (After secret technique)

Hidden Gates Mode - Increases strength, speed, jump and unlimited chakra but drains health

|
|Gaara Of The Sand|
|

Rank: Genin

Age: 13

Combo chart:

Soaring Sand Formation - Circle 2x, up + circle

Sand Wave Pursuit - circle 2x, right + circle

Flowing Wall Of Sand - Circle 2x, down + circle

Falling Sand PralYSIS - Circle 2x, left + circle

Erupting Snadstorm - Up + circle 2x

Sand Clutch - Down + circle 2x

Sandfall Flow - Right + circle 2x

Throws:

Sandfall Bind - Left + circle

Solashinh Sand Paralysis (Aerial throw) - Left + circle

Air combo chart:

Rising Sandfall - Up + circle 3x

Falling Sandfall - Down + circle 3x

Flying Sandfall - Circle 3x

Jutsu: (Uses chakra)

Cursed Sandstorm Destruction - Up 2x + circle

Cursed Sandstorm Severing - Down 2x + circle

Secret technique: (Uses MAX chakra)

Sand Burial - Triangle + circle

Awakening: (After secret technique)

Ultimate Mode - Increases strength and jump

Jiraiya

Rank: Sanin, Sage

Age: 50

Combo chart:

Flash Of Light - Circle 3x, up + circle

Spiral Palm - circle 3x, right + circle

Raid Of The Mountain Hermit - Circle 3x, down + circle

Song Of Eternal Ferocity - Circle 3x, left + circle

Dance Of The Lion - Up + circle 2x

Magnificent Breeze - Down + circle 2x

Prisoner Of Love Rushes Headstrong - Through Palm - Right + circle 2x

Throws:

Comet Strike - Left + circle

The Depths Of Lightning (Aerial throw) - Left + circle

Air combo chart:

Scratch Thrust Of The Bamboo Shoot - Up + circle 2x

Hammer Of Falling Leaves - Down + circle 2x

Palm Of The Passing Years - Circle 2x

Jutsu: (Uses chakra)

Ninja Art: Needle Jizo - Up 2x + circle

Jutsu: Bring Down The House - Down 2x + circle

Secret technique: (Uses MAX chakra)

Summoning Jutsu: Gamabunta - Triangle + circle

Awakening: (After secret technique)

Ultimate Mode - Increases strength and jump

Orochimaru

Rank: Sanin, Missing nin

Age: 50

Combo chart:

Destruction Sword - Circle 3x, up + circle

Double Darkness - circle 3x, right + circle

Dark Rotation - Circle 3x, down + circle

Snake Dance Turn - Circle 3x, left + circle

Heavenly Dance Of Darkness - Up + circle 2x

Sacred Dance Of Darkness - Down + circle 2x

Snake Trap - right + circle 2x

Throws:

Striking Shadow Snake - Left + circle

Snake Caress (Aerial throw) - Left + circle

Air combo chart:

Death Blade - Up + circle 2x

Tearing Blade - Down + circle 2x

Splitting Blade - Circle 2x

Jutsu: (Uses chakra)

Blade Dance - Up 2x + circle

Get Out Of My Face - Down 2x + circle

Secret technique: (Uses MAX chakra)

Five - Pronged Seal - Triangle + circle

Awakening: (After secret technique)

Seal - Seal's the opponents chakra and can't perform any jutsu for a couple of seconds

Tsunade

Rank: Sanin, Hokage and Medical nin

Age: 50

Combo chart:

Bush Clover Boar - Circle 3x, up + circle

Peony Butterfly - circle 3x, right + circle

Pampas Moon - Circle 3x, down + circle

Deer Of The Autumn Leaves - Circle 3x, left + circle

Crane Of The Pine - Up + circle 2x

Chrysanthemum Gablet - Down + circle 2x

Paulownia Bowl - right + circle 2x

Throws:

Crimson Iris - Left + circle

Wisteria Cuckoo (Aerial throw) - Left + circle

Air combo chart:

Plum Warbler - Up + circle 2x

Willow Swallow - Down + circle 2x

Curtain Of Cherry Blossoms - Circle 2x

Jutsu: (Uses chakra)

Jumping Axe Kick - Up 2x + circle

Gambling Shot - Down 2x + circle

Secret technique: (Uses MAX chakra)

Ninja Art: Mitotic Regeneration - Triangle + circle

Awakening: (After secret technique)

Regeneration Mode - Increases strenght, heals life constantly but looses chakra

Age Mode - After the Reneretion mode wears off, Tsunade will become old and weaker, slower and will barely do any damage

Itachi Uchiha

Rank: Missing nin, Akatsuki Member

Age: 18

Combo chart:

Rising Blast - Circle 3x, up + circle

Instant Thrust - circle 3x, right + circle

Dropping Cut - Circle 3x, down + circle

Double Moon - Circle 3x, left + circle

Floating Moon - Up + circle 2x

Lying Moon - Down + circle 2x

Rolling Kick - right + circle 2x

Throws:

Soaring Falcon - Left + circle

Dropping Falcon (Aerial throw) - Left + circle

Air combo chart:

Turning Slash - Up + circle 3x

Rolling Slash - Down + circle 3x

Dancing Kick - Circle 3x

Jutsu: (Uses chakra)

Clone Dynamic Explosion - Up 2x + circle

Shadow Clone: Haze (Attack Reversal) - Down 2x + circle

Secret technique: (Uses MAX chakra)

Visual Jutsu: Inferno - Triangle + circle

Awakening: (After secret technique)

Tsukuyomi Mode - Slows down time

Kisame Hoshigaki

Rank: Missing nin, Akatsuki Member

Age: 29

Combo chart:

Consistent Slash - Circle 3x, up + circle

Back Roaring Hit - circle 3x, right + circle

Kick In - Circle 3x, down + circle

Giant Rectangular Drop - Circle 3x, left + circle

Necessary Slashing - Up + circle 2x

Forgiveness - Piercing Drop - Down + circle 2x

Kick Slide - right + circle 2x

Throws:

Back Slash - Left + circle

Dump Hit (Aerial throw) - Left + circle

Air combo chart:

Reverse Trimming - Up + circle 2x

Crossbar - Down + circle 2x

Giant Dance Slash - Circle 2x

Jutsu: (Uses chakra)

Water Style: Water Shark Jutsu - Up 2x + circle

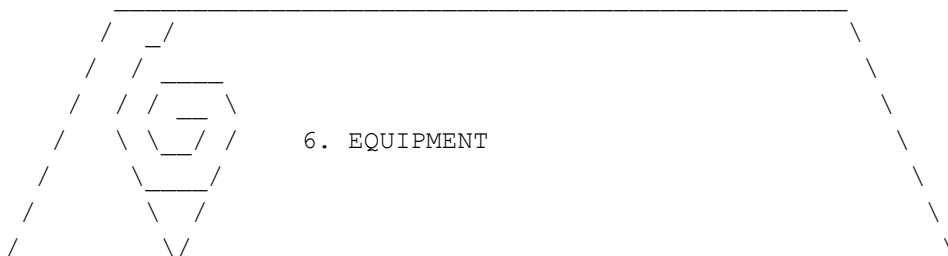
Mad Dance Of Annihilation (Attack Reversal) - Down 2x + circle

Secret technique: (Uses MAX chakra)

Water Style: Water Shark Bomb Jutsu - Triangle + circle

Awakening: (After secret technique)

Shark Skin Mode - Becomes stronger and drains opponents chakra



Here is a list of all items, weapons etc. in the game:

Note: Items can be found in breakable objects or flower plants.

Recovery items:

Potato chips: Recovers 5 health

Red bean soup - Recovers 10 health

Ramen - Recovers 15 health

Chakra items:

Chakra ball (Can be obtained if the enemy is hit to the floor, wall or ceiling) - Recovers 10 or 40 chakra

Prickly Jizo - Recovers 100 chakra

Hyotan - Recovers 200 chakra

Crystal ball - Recovers 300 chakra

Purple chakra ball - Drains 100 chakra

Weapons:

Primary:

Kunai - Sharp kunai knives. A ninja's best friend.

Shuriken - Sharp shuriken stars.

Needle - Skinny medical tool.

Bugs (Shino only) - Chakra eating insects

Sub - Weapons

Demon wind shuriken - Giant shuriken which deals big damage.

Shuriken pack - Throws multiple shurikens at the enemy.

Poison bomb - Poisons the enemy and drains his/her health for a few seconds.

Paper bomb kunai - Exploding kunai.

The Weight of Gut - When hit, lowers the opponent's speed for a few seconds.

Paper bomb - A exploding paper bomb with a time limit. When it blows head to the another area.

Hidden spikes - When put on the ground, the enemy stabs his fit and slows down.

Curse seal (Armor break) - Lowers the opponents defense for a few seconds.

Curse seal (Chakra seal) - Seals the opponents chakra for a few seconds.

Upgrade items:

Jonin shoes - Increases speed for a limited time.

Kakashi figure - Automatically performs the Substitution Jutsu whenever your opponent attacks you. Does not work against items thrown at you.

Food pills - Increases attack power for a limited time.

Frog pill - Increases jump for a limited time.

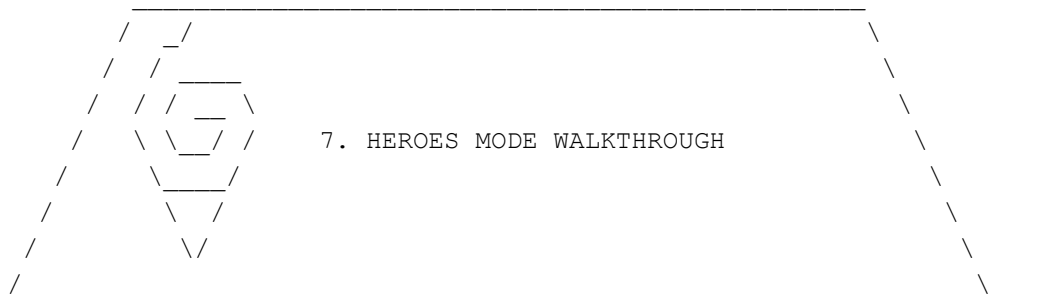
Tortoiseshell Pill - Increases your defensive power for a limited time.

Energy Pill - Maxes out your Chakra for a limited time.

Scrolls:

Scroll of Instant Body - When activated, you will appear behind the enemy.

Scroll of Hidden Cloud - Turns you invisible for a limited time, making items pass through you.



We have made it to heroes mode, but first let's discuss what it basically resembles:

Course select:

Think of it like chapters, as soon as you enter heroes mode you will get a course selection but only one course. You unlock more courses after you clear one by one. There are a total of 4 courses divided by different difficulty levels. The more you proceed, the harder it gets.

Team selection:

As you begin, there are only 4 teams which you can choose. Each team consists of three ninjas or two or even a one man squad. Every team or character has different skills that can be used to your advantage in a battle of before battle even. There are many other teams that are hidden and can be found at the unlockables section.

```
-----
|                               |
|   Team Kakashi   |
|                               |
|-----|
```

Characters: Naruto, Sasuke and Sakura

Skills:

Naruto: Sexy jutsu (Can be used twice) - Lower and opponents attack

Sasuke: Chidori (Can be used only once) - Lower and opponents health by 33%

Sakura: Chakra recovery (Can be used three times) - Recover a team member's chakra by 33%

Team skill:

Will of fire (Can be used once) - Increase all team member's attack and defense.

```
-----
|                               |
|   Team Guy   |
|                               |
|-----|
```

Characters: Lee, Neji and Tenten

Skills:

Lee: Leaf Hurricane (Can be used only once) - Lower and opponent's health by 33%

Neji: 8 Trigrams 64 palms (Can be used only once) - Seals an opponent's chakra

Tenten: Summon Medicine (Can be used three times) - Recover a team member's health by 33%

Team skill:

Power of youth (Can be used once) - Increase all team member's speed and jump

```
-----
|                               |
|   Team Kurenai   |
|                               |
|-----|
```

Characters: Hinata, Kiba and Shino

Skills:

Hinata: Medicine (Can be used only once) - Recovers all team member's health by 33%

Kiba: Fang over fang (Can be used only once) - Lower and opponents health by 33%

Shino: Parasitic insects jutsu (Can be used twice) - Lower and opponents speed

Team skill:

Unbreakable bond (Can be used only once) - Increases all team member's attack and jump

```

|-----|
| Team Asuma |
|-----|

```

Characters: Ino, Shikamaru and Choji

Skills:

Ino: Ninja wolfsbane (Can be used twice) - Poison an opponent

Shikamaru: Shadow possession jutsu (Can be used twice) - Lower and opponents defense

Choji: Potato chips (Can be used only once) - Recovers Choji's health fully.

Team skill:

Ino - Shika - Cho (Can be used only once) - Increases all team members defense and speed

Stages:

Every course has stages with other opponent teams. The goal in every stage is to defeat the team members and proceed. The battle arena is chosen by the COM and you can also gather points (upgrade) after you complete certain achievements but they aren't necessary to do. You don't get to fight the whole team in one fight instead you beat them round after round. Every time you beat a stage your teams health and chakra will be restored.

After course:

Every time you complete a course you will get different colored scrolls and points. After that you will see Pakkun and play a mini - game called "Pakkun's treasure box". He will show you three boxes with a surprise inside. Select one of the and you could get the following:
Scrolls, points, images or BGM sounds.

Team movies:

When you beat the courses last stage you will get a small movie with the team members you are playing with.

Course 1: Survival exercise

Number of stages: 5

Difficulty: Easy

Main bosses: Kakashi and Guy

Tips and hints:

This first course is really easy. Don't expect any hard-core teams except the genins because you haven't unlocked any character yet. I suggest you save some of your team skills for the last stage to beat it with no problem.

Bosses: Kakashi and Guy

Team skill:

Serious jonin: Increases all team member's attack, defense, speed and jump

The last battle of the survival exercise. These two jonin don't appear to be much of a challenge especially if you used your team skills. Don't worry about their status because they don't put much of a fight and rarely block. Easy victory.

Congratulations! You unlocked Kakashi and Guy.

Course 2: Leaf destruction

Number of stages: 6

Difficulty: Normal

Main boss: Gaara of the sand

Tips and hints:

This course is a little difficult than the previous one. But, if you can use substitution jutsu well enough and drain opponents chakra you should be fine.

Boss: Gaara of the sand

Team skill: none

Although he is a one man squad he proves to be very strong. Make sure to use some team skills and lower his attack and defense because they are your worst

nightmare here. The other thing you could do is use a secret technique of drain his chakra. That way he will be defenseless. It seems Neji and Hinata could be the best team to take Gaara out because of their Byakugan.

Congratulations! You unlocked Gaara.

Course 3: The Legendary Sanin

Number of stages: 7

Difficulty: Hard

Main bosses: Jiraiya, Tsunade and Orochimaru

Tips and hints:

Oh boy, it's starting to get even more dangerous. This time you will need a team that drains opponents health before battle or chakra. The opponents start to use substitution jutsu very often so here is what you do. Throw your weapons from a distance then run away. If you drain the opponents chakra that way, you will win and get to the bosses.

Bosses: Jiraiya, Tsunade and Orochimaru

Team skill: Aurora of legends - Increases all team member's attack, defense, speed and jump

This is a tough battle especially because there are three opponents and they happen to be the legendary sanin. If you haven't used any team skills, then this is the perfect time to use them. Follow the same strategy and drain their chakra with the use of your weapons.

Congratulations! You unlocked Jiraiya, Tsunade and Orochimaru

Course 4: Akatsuki's invasion

Number of stages: 8

Difficulty: Insane

Main bosses: Itachi and Kisame

Tips and hints:

The last and hardest course. Nothing else can be said but get a team where you can increase your attack and defense otherwise this will be really hard. As for the regular opponent teams, use your weapons so they use the substitution jutsu and run away.

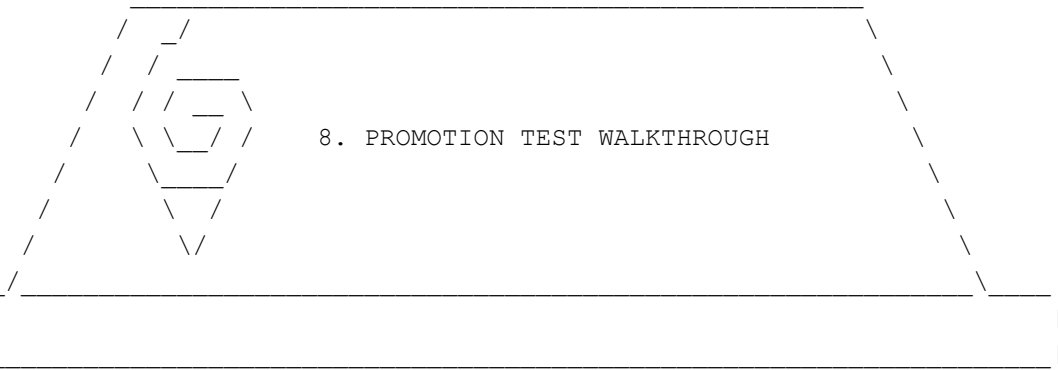
Bosses: Itachi and Kisame

Team skill: Dawn of terror - Increase all team member's attack, defense, speed

and jump

This is it, the final battle! Now, this shouldn't be hard if you use the repetitive weapon throw so the enemy uses substitution but it's the best way to beat the bosses. Also make sure you have at least one character with a strong awakening like Naruto, Lee, Sasuke etc. This battle would be fair if you have a team skill to lower the opponents attack and defense so it will get easier. Good luck!

Congratulations! You beat heroes mode and unlocked Itachi and Kisame.



Promotion test mode is a mode where you clear various missions under certain conditions and earn a different ninja rank. Unlike heroes mode, you can select a team but instead play with one character.

Scrolls:

The different colored scrolls you earn when you complete heroes mode courses are actually your key to getting access to higher mission ranks.

Red, green, blue and purple scroll are obtained when you beat heroes mode.

Golden scrolls are obtained if you beat or lose in a CPU battle in VS CPU mode.

Here is a table in how many scrolls (every color) you need to get to a different mission rank.

	Scrolls required
()	()
()	()
()	()
Graduation exam	- -
D-rank mission	12
C-rank mission	24
B-rank mission	48
A-rank mission	72
S-rank mission	99

Ninja ranks:

There are total of 6 ninja ranks in the game. Once you complete all missions in a certain rank and uptained enough scrolls you may proceed to the next ninja rank missions.

Here is a list of all ninja ranks:

Academy student
Genin
Chunin
Special jonin
ANBU: black ops
Jonin
Hokage

Ok, now that everything is clear, let's begin taking on the missions.

Gradutation exam

Rank required: Academy student

Number of missions: 3

Mission no. 1 - Combat exercise 1

Opponent: Sakura

Points rewarded: 20

Clear conditions: Win the battle

This is a terribly easy mission especially because you only have to beat up Sakura to succeed. There is no need for more talking just finish her off.

Mission no.2 - Combat exercise 2

Opponent: Sasuke

Points rewarded: 25

Clear conditions: Win the battle, battle when opponent's speed is high

Here comes Sasuke as the next victim. This fight is easy aswell but Sasuke is a little faster but thats not a big thread.

Mission no. 3 - Graduation exam

Opponent: Kakashi

Points rewarded: 30

Clear conditions: Win the battle, battle when opponents attack is high

It's time for graduation day. Now, Kakashi isn't tougher than Sakura and Sasuke but he deals a little too much damage because his attack is upgraded. He usually will let you attack him and rarely defend himself so I think you should take him down.

D - rank missions

Rank required: Genin

Number of missions: 5

Mission no. 1 - Sparring with Hinata

Opponent: Hinata

Points rewarded: 45

Clear conditions: Win the battle, battle an opponent who reduces chakra

You have to fight Hinata in her Byakugan mode and she will stay like that until the end of the fight. She is far more aggressive than the previous opponents but she still isn't hard to beat.

Mission no. 2 - Sparring with Ino

Opponent: Ino

Points rewarded: 45

Clear conditions: Win the battle, end with more than 66% chakra

The funny thing is that there is nothing to show you how much percent chakra you have but we will beat Ino with full chakra. Use as many jutsu as you like but before you beat her, make sure to recharge your chakra by holding down. You see, we ended up with full chakra!

Mission no. 3 - Sparring with Choji

Opponent: Choji

Points rewarded: 45

Clear conditions: Win the battle, win within 60 counts

The 60 counts mean you have 60 seconds to beat Choji. You have enough time

to smack Choji back and ford because he doesn't defend himself often. If you simply run out of time, use some jutsu or a secret technique.

Mission no. 4 - Sparring with Shikamaru

Opponent: Shikamaru

Points rewarded: 50

Clear conditions: Win the battle, end with more than 30% health

This time you will need to attack Shikamaru very often so he doesn't do you any damage. Now he also is very aggressive but rarely blocks so don't let him attack you, especially a secret technique.

Mission no. 5 - Sparring with Tenten

Opponent: Tenten

Points rewarded: 50

Clear conditions: Win the battle, end with 3+ items

Before you beat Tenten, go around and grab some items but don't use them. If you have like 6 of them then it's no problem but save 3.

C - Rank missions

Rank required: Chunin

Number of missions: 8

Mission no. 1 - Sparring with Kiba

Opponent: Kiba

Points rewarded: 60

Clear conditions: Win the battle, use substitution jutsu 3+ times

Before the fight, do a substitution jutsu 3 times so you can clear the condition then brawl with Kiba. If you need to know how to use the substitution jutsu then I will gladly tell you. Hit L or R before Kiba attacks you, pretty simple right?

Mission no. 2 - Sparring with Sakura

Opponent: Sakura

Points rewarded: 60

Clear conditions: Win the battle, end with MAX chakra

Ending with full chakra is easy but first drain Sakura's life but don't beat

her yet, recharge your chakra by holding down until it is full. Now you can finish her.

Mission no. 3 - Sparring with Sasuke

Opponent: Sasuke

Points rewarded: 60

Clear conditions: Win the battle, perform 3+ extra hits

You might be wondering what an extra hit is, do you? Well I will explain. When you use an aerial combo either right or up your opponent will fly into the air and suddenly you will appear above him. If he avoids the attack, press up, left or right + circle depending on your position. Now you can take Sasuke on.

Mission no. 4 - Sparring with Naruto

Opponent: Naruto

Points rewarded: 60

Clear conditions: Win the battle, use secret technique

Ha, this is an extremely easy battle. Use your secret technique then beat up Naruto and get to the next mission.

Mission no. 5 - Chunin exam 1

Opponent: Shino

Points rewarded: 65

Clear conditions: Win the battle, win with a throw

The first battle of the chunin exams. It doesn't matter how you throw Shino (Ground or in the air) just perform a throw right before he is beaten.

Mission no. 6 - Chunin exam 2

Opponent: Lee

Points rewarded: 65

Clear conditions: Win the battle, don't use any jutsu, battle when opponent's speed is high

You are forbidden to use any kind of jutsu (even secret techniques) but you can still take on Lee. Just because he is faster doesn't mean you can't beat him. This battle would be easier if you use some items or aerial combos.

Mission no. 7 - Chunin exam 3

Opponent: Shikamaru

Points rewarded: 65

Clear conditions: Win the battle, end with more than 50% health, battle when recovery low

The low recovery means that if you pick up a health item you receive less healing. So avoid using characters like Sasuke and Lee which their awakenings drain their healths. Shikamaru can also be taken out without the use of jutsu so this is an easy battle.

Mission no. 7 - Chunin exam 4

Opponent: Hinata

Points rewarded: 65

Clear conditions: Win the battle, win within 30 counts.

Use a secret technique to take Hinata out quickly. You have only 30 seconds so use someone with a strong awakening.

B - rank missions

Rank required: Special Jonin

Number of missions: 8

Mission no. 1 - Training with Kiba

Opponent: Kiba

Points rewarded: 75

Clear conditions: Win the battle, don't guard

Whatever you do, don't hold the R button when you are attacked otherwise mission failed. If you get attacked then let Kiba beat you up then get back on your feet and take him down.

Mission no. 2 - Training with Shino

Opponent: Shino

Points rewarded: 75

Clear condition: Win the battle, end with more than 66% chakra, battle when in poison status

You are poisoned so this means that you constantly lose health. About your chakra, charge it whenever you are below the purple meter. Otherwise, the battle is victorious.

Mission no. 3 - Training with Ino

Opponent: Ino

Points rewarded: 75

Clear conditions: Win the battle, perform extra hits 6+ times, battle when opponent's defense is high

If you don't remember how to perform the extra hits, then go to the 2nd C rank mission for info. The good thing is that Ino has an upgraded defense so that means you can perform enough extra hits.

Mission no. 4 - Training with Choji

Opponent: Choji

Points rewarded: 75

Clear conditions: Win the battle, end with more than 30% health, battle with opponents attack high

Getting attacked here is very dangerous. Make sure to pick a character with a powerful secret technique to beat Choji faster and safer. To be honest, Naruto does a perfect job here.

Mission no. 5 - Training with Tenten

Opponent: Tenten

Points rewarded: 75

Clear conditions: Win the battle, don't get hit by secret technique, battle when opponents speed is high

If you think she will try to hit you with her secret technique the whole battle then think again. Just pummel her to death be aware that sometimes she will use it.

Mission no. 6 - Training with Sakura

Opponent: Sakura

Points rewarded: 85

Clear conditions: Win the battle, don't receive a single attack

This is a total pain. The good thing is that you can block so whenever she punches at you block or use substitution jutsu. Good luck !

Mission no. 7 - Training with Neji

Opponent: Neji

Points rewarded: 85

Clear conditions: Win the battle, win within 60 counts, battle an opponent

who reduces chakra

Aha, Neji also uses his Byakugan here and reduces your chakra, also you have to beat him in 60 seconds. I personally think that you can beat him even without chakra but still make sure that you don't waste too much time fighting him.

Mission no. 8 - Training with Naruto

Opponent: Naruto

Points rewarded: 85

Clear conditions: Win the battle, battle when speed is low, battle when attack is low

Naruto may seem a bit tough here with your lowered speed and attack so here is what you can do. Use a secret technique and then finish him off with an awakening. Pretty simple.

A - rank missions

Rank required: ANBU black ops

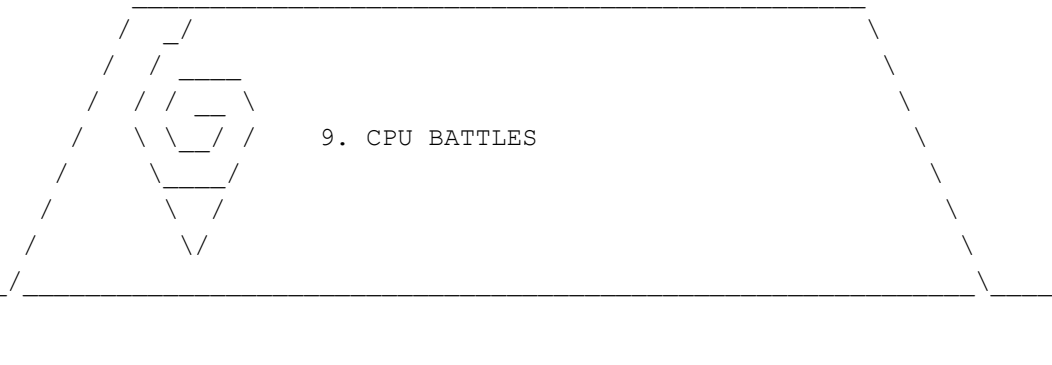
Number of missions: 10

Note: The missions from here on start to get more difficult because the opponents become more aggressive.

COMING NEXT UPDATE!

S - rank missions

COMING NEXT UPDATE!



The cpu battles consist of one player against a computer power opponent. There are no team battles here, sorry.

Outfits:

When you select a character press the R button to change their outfit color.

There are 3 types of outfit colors and the first number is their primary one.

Battle settings:

Press the square button to enter the battle settings. First you can adjust the battle time from 10 seconds to infinite. Second is the item appearance. You can select low, normal or high. The third option is the chakra. Here you can either make your chakra infinite or normal. The last option is the handicap, use the directional buttons to change the handicap for both players.

Stages:

This game has a total of eight stages to fight in. Here they are:

Ichiraku ramen shop - The Ichiraku street that has alot of breakable stuff in.

Hokage great stone faces - The great hokage stone faces monument. If you hit any of the faces three times you can see the paintings that Naruto left on them in the beginning of the series.

Kikyo castle keep - Here the wind will blow you away.

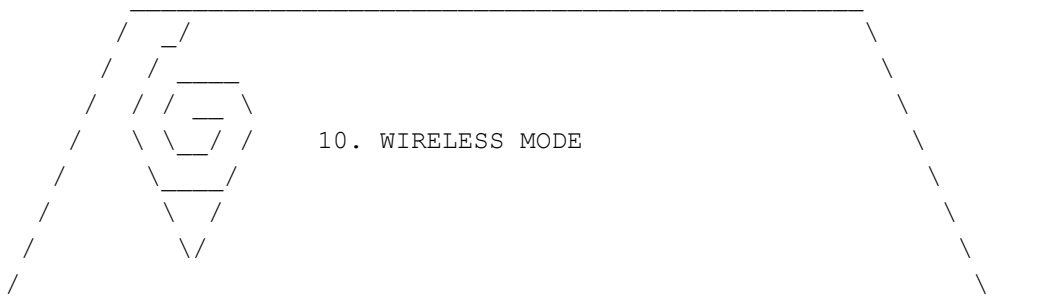
Chunin exam stadium - The place where the final chunin exam took place. Go beneath the holes to get some items.

44th battle training zone: The forest of death - The forest of death. A place where no shinobi would like to stay.

Survival exercise ground - The place where usually the genin train.

Hidden leaf hot spring - A great place to relax and fight.

Hidden leaf forest - The forest where Naruto fought Gaara.




Wireless mode is a mode where you either play online or with a friend.

Waiting room:

Here you can battle or exchange profiles with other players.

Game sharing:

In game sharing you can battle with a friend who doesn't have the game.
Pretty cool huh?



In Naruto's house you can view items obtained after playing Pakkun's mini game, edit your game profile or view the staff credits.

Images:

Total: 20

Every character has an image of himself. You can zoom in by pressing the X button and change the image by pressing the R or L button.

BGM:

Total: 10

Listen to various BGM tracks from this game and ultimate ninja 2.

Movies:


Total: 27

View obtained movies from heroes and promotion test mode.

Profiles:

Total: 20

View exchanged profiles from wireless mode.



Here is a list of all the unlockables (beside images, BGM and movies)

Characters:

Gaara - Beat Leaf Destruction!! (Normal)

Itachi & Kisame - Beat Atatsuki`s Invasion (Insane)

Kakashi & Guy - Beat Survival Exercise (Easy)

Tsunade, Orichmaru & Jiraiya - Beat The Legendary Sannin (Hard)

Teams and skills:

Proof of The Existence Sasuke, Naruto, Gaara

Aurora of Legends Orochimaru, Tsunade, Jiraiya

Sharingan to the Max Sasuke, Itachi, Kakashi

Indonmitable Guts Points x 2 Naruto and Jiraiya

Team Byakugan Neji and Hinata

The Cursed Orochimaru and Sasuke

Eternal Rivals Kakashi and Guy

Akatsuki Itachi and Kisame

Hot Blood Master & Student Guy and Lee

Hidden Spikes Any Team combo

Association of Ninja Thugs Itachi, Kisame, Orochimaru

Maidens In love Ino, Sakura, Hinata

Hard Work United Lee, Naruto, Hinata

Triple Trouble Naruto, Kiba, Chouji

Author & Fan Jiraya and Kakashi

Uchiha Clan Sasuke and Itachi

Team Genius Neji, Sasuke, Shikamaru

Will of Fire Naruto, Sasuke, Sakura

The Legendary Sannin. Jiraiya, Tsunade and Orochimaru.

Team Sharingan. Sasuke, Kakashi and Itachi.

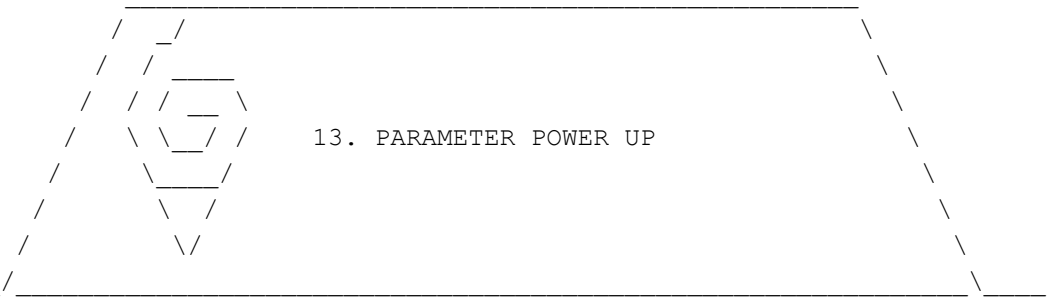
Master & Student. Jiraiya and Naruto.

The Cursed.

Orochimaru and Sasuke.

Those Who Know Loneliness.

Naruto, Sasuke and Gaara.




13. PARAMETER POWER UP

In parameter power up mode, you can upgrade your characters attack, defense, chakra and much more by collecting points from heroes mode, promotion test mode and even from CPU battles. I should warn you that you can't max out every type of skills because there is a point limitation.

Here is a list of all the character's skills:

1. Attack
2. Defense
3. Speed
4. Chakra
5. Stamina
6. Ninja tools



14. FAQ

Here is an FAQ with all kinds of questions related to the game:

Q: What is the difference between the Japanes and USA version?

A: The japanes version had a story mode and three extra characters. Also the japanes version was released later as Naruto Ultimate Ninja Heroes 2.

Q: How many characters are there in the game?

A: 20 in total.

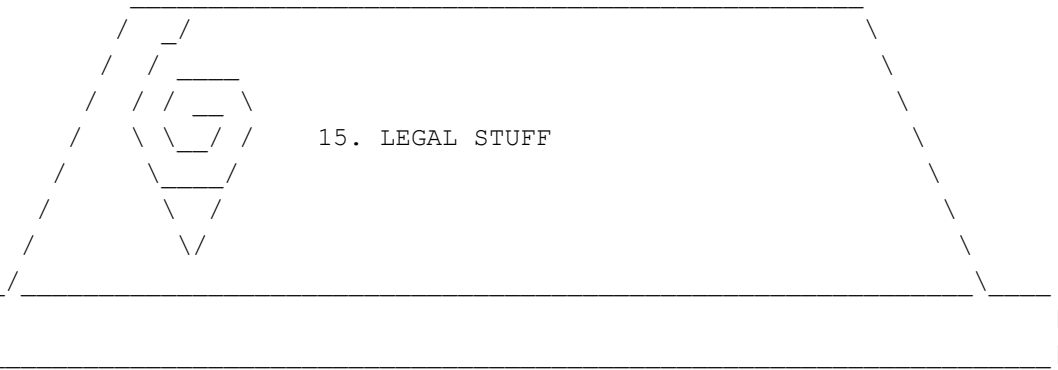
Q: Can I use my customized characters in Heroes Mode?

A: No, only in Vs CPU. promotion test mode or wireless mode

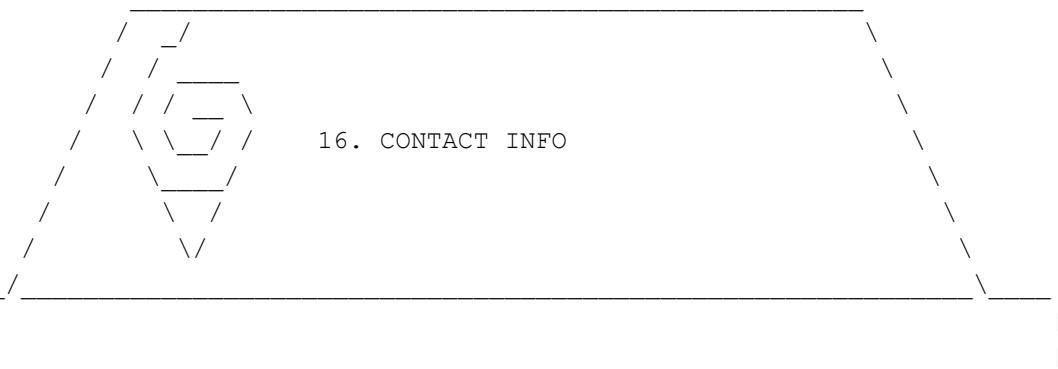
Q: Can I use this guide on my site?

A: Just ask me first.

If you have a question and want it to be posted in this FAQ then see the contact info section.



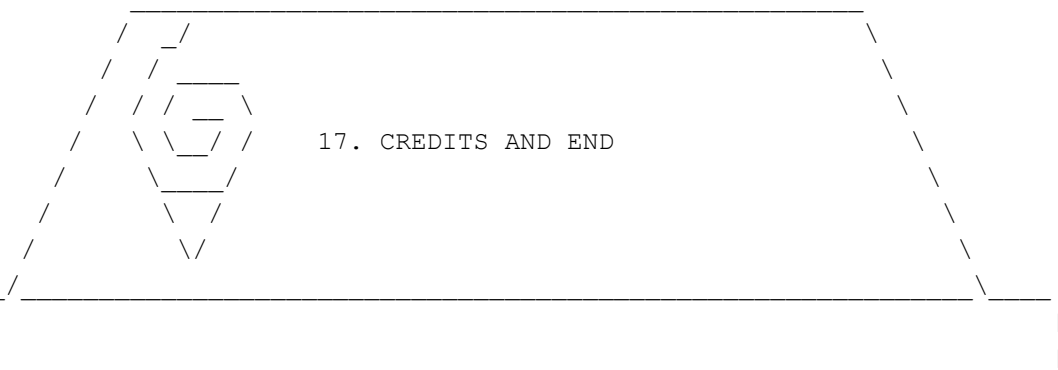
I am in no way associated with Masashi Kishimoto or this game. Bandai Namco has made this game and Naruto is pure property of Kishimoto.



If you want to ask/tell me something, Inform me of any spelling mistakes, want permission to use this guide on your web site, then send me an E-mail to this address: the_punisher_x@mail.bg or visit my website: http://www.wix.com/The_punisher/punishing-x-guides

Also make sure to follow Punishing X Guides on MySpace: <http://www.myspace.com/520502709>

Note: If you ask me about emulators, roms or anything like that you won't get any answers. I will just say no.



Thanks goes to:

BanDai Namco - For making this game

Masashi Kishimoto - For making Naruto

Special thanks goes to:

My family - For supporting me

My friends - For the advice

You - For reading this guide

Important: If I missed something (item description, character info etc.) please tell me.

Support: If you like this guide, please send me an E-mail saying you want me to make more guides. Who knows, I might even add you to the credits section!

Advice: If you don't like the style or the way this guide is written, tell me and give me some advice on how to make this guide better.

Thank you for reading this FAQ/walkthrough

- Philip

Copyright 2009 Philip Petrov
All rights reserved

This document is copyright Punisher_x and hosted by VGM with permission.