

Digimon World 2 JP FAQ

by dbzlean

Updated to v3.0 on Aug 11, 2001

```
*****
DIGIMON WORLD 2 FAQ
Play Station
English and Japanese Versions
By Leandro Della Savia (dbzlean)
Version 3.0
dbzlean@ciudad.com.ar
http://clubs.yahoo.com/clubs/digimonworld2helpandpics
ICQ:93415391
*****
```

Hi Welcome to my FAQ!!!
These Digimon World 2 FAQ is Copyright ʘ 2000 by Leandro Della Savia.
These FAQ cannot be reproduced without my permission, can be used
only for private use; If you want to post this FAQ in your site, e-mailme.
For more info about the game go to my club the URL is above.
Good luck!!!

```
*****
UPDATES
*****
```

09/10/00: First Edition.
09/12/00: Repaired some errors, sections Traps added, Updated Items.
09/15/00: Fixed more errors, FAQ section added, Trade section added, updated
ITEMS section, updated FUSION section.
09/16/00: More Menus.
09/25/00: Updated Fusion, Digivolving, Items, Traps, Maps, Tournaments,
and Added INFO and TYPES. Huge update :P
10/29/00: Updated Trade, Fusions and Digivolving(a lot) added the name of
the first map Domains and DIGIMONS IN DomainS (some).
08/11/01: I changed and translated almost everything with the eng. version,
but the things from the jap. version will be posted also.
Also added new sections:_
NOTE: this was added: English version/japanes version so it can be
differenced in a better way. But in some sections is conversely

```
*****
PERMISSION TO POST THIS FAQ:
www.gamefaqs.com
www.cheatcc.com
www.gamewinners.com
www.cheatstop.com
www.psxcodez.com
*****
```

SECTIONS

- 1-INTRODUCTION
- 2-INFO
- 3-CONTROLS
- 4-MAPS AND MENUS
- 5-ITEMS
- 6-DOMAINS:

- a) Traps
- b) Digimons in Domains
- 7-CATCH DIGIMONS
- 8-BUY PARTS AND UPGRADE THE DIGI-BEATTLE
- 9-DIGIVOLVING
- 10-DNA DIGIVOLVING
- 11-TOURNAMENTS
- 12-TRADING
- 13-TYPES
- 14-FREQUENTLY ASKED QUESTIONS
- 15-MY GAME
- 16-CREDITS

1-INTRODUCTION

Welcome to this FAQ.

FINALLY the english version is out!!!!

So I will be playing it and I will update with all I can!

This FAQ was made for the Club "DW2 Help and Pics"

If anyone want to contribute to this Faq please tell me by e-mail or trough ICQ.

Now about this game. For now I willnot For all the people who has played Digimon World 1 sometime, I tell you somethingm this game is tottaly different to the first, here you cant feed the Digimon, the Digimon dont go to the bathroom anymore, and other things. The new things in this game are, Fusion, Go to Domains for defeat bosses and the Digibeattle (The car for use in the Domains).

I hope this FAQ can help you, Good luck with the game!!!

2-INFO

This is the official info of Bandai

Digimon World 2 for Sony PlayStation features more than double the number of Digimon to raise and battle from the original. And, by defeating Digimon in battle, the player can turn them into allies to aid in future Digi-battles. By making allies of defeated Digimon, the player can engage in battle with the three-member Digimon team he assembles. When the player's battle tank comes into contact with the enemy on the field, battle begins. More Digimon=More Exciting Battles=More Fun!.

3-CONTROLS

Here is a list of all the buttons and what they do.

The English version has differents buttons than the japanese version.

for the descriptions: japanese/english

| BUTTON | WITH THE | IN THE | IN THE |
| | HERO |MENU SCREEN|Domain MAP|

Triangle	Go to the Menu/ Walk	Exit Return/ Same	Go to the Menu/ N/A
Circle	Action button/ Go to the Menu	Accept/ N/A	Disc. traps Use item/ Go to the Menu
X	Run/ Action Button	Return/ Accept	N/A / Disc. traps Use item
Square	N/A	N/A	Show Digi. and his lvl / Same
Start	N/A	N/A	Show better the map/ Same
Select	N/A	N/A	Change Map format/ Same
L1,R1	N/A	N/A	Stop the car/ Same
L2,R2	N/A	N/A	N/A

4-MAPS AND MENUS

DIRECTORY CONTINENT MAP

```

/-----\
| /----\ /----\ /----\ |
| | 28 | | 26 | | 16 | |
| \----/ \----/ /----\ \----/ |
| /----\ /----\ /----\ | B4 | | | | | |
| | B6 | | 27 | | 17 | \----/ /----\ |
| \----/ \----/ \----/ | 15 | |
| /----\ \----/ |
| |7/14| |
| \----/ |
| |
| |
| |
| /----\ /----\ |
| | 6/13 | |
| \----/ |
| /----\ /----\ |
| | B3 | | 5/12 | /----\ /----\ |

```

```

| \----/          \----/          |2/9 |          |4/11|          |
|                                     \----/          \----/          |
|          /----\                                     |
|          |3/10|                                     /----\                                     | |
|          \----/  /----\          |1/8 |          |                                     |
|                                     | B1 |          \----/          /----\          |
|                                     \----/          | B2 |          |                                     |
|                                     \----/          |                                     |
|                                     /----\          |                                     |
|                                     | Tr |          |                                     |
|                                     \----/          |                                     |
\-----/

```

Tr (Boot Domain): This is the first mission, Its really a Training, you will use 3 Digimons, Triceramon lvl 21, Lilimon lvl 22 and Mega Seadramon lvl 23.

B1 (Digital City): This is the first base here you choose your starter Digimon.
This is the map of this Base.

DIGITAL CITY MAP

```

/-----\
| /-----\          /-----\ |
| |BLACK |          | BLUE | |
| |SWORD |          |FALCON| |
| | HQ |          | HQ | |
| \-----/          \-----/ |
|                                     |
| /-----\ /-----\ /-----\ |
| |DIGIMON| |COLISEUM | |TAMER`S| |
| |CENTER | |          | | CLUB | |
| \-----/ \-----/ \-----/ |
|                                     |
|                                     /-----\ |
|                                     | GOLD | | | |
|          /-----\          | HAWK | |
|          | MAIN |          | HQ | |
|          | GATE |          \-----/ |
\-----\-----/-----/

```

BLUE FALCON HQ: If you want to be a member of this Team you will receive a Patamon (Data Type). In this HQ your digimon will increase his strength.

BLACK SWORD HQ: If you want to be a member of this Team you will receive a DemiDevimon (Virus Type). In this HQ your digimon will increase his speed.

GOLD HAWK HQ: If you want to be a member of this Team you will receive a Agumon (Vaccine Type). In this HQ your digimon will increase his intelligence.

DIGIMON CENTER: This place is for trade your Digimon. See TRADE section.

COLISEUM: In this place you can compite in tournaments for win items and go up ranking levels. And also, in the Japanes version only, in the second room you can translade your Digimons to the Pocket Station and conversely.

MAIN GATE: In this place you can upgrade your car, buy items for the Domains, and go to the Missions.

Thats all for the Digital City.

DIRECTORY CONTINENT (continuation)

B2 (Meditatium Dome): This is the place where the Digimons that didnt become wild live. You must to come here often, for can proceed with the game.

B3 (Device Dome): This is the third base, here you can buy items for the three kind of Digimons, Update the car with better items, and fuse any kind of Digimons.

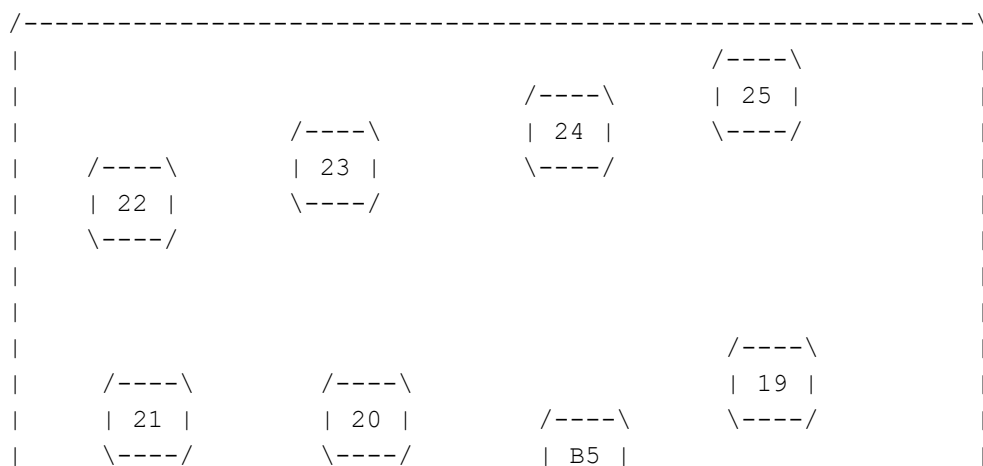
B4 (Archive Port): This building is for transport to other worlds. You need to complete some missions before the Archive ship can be usable.

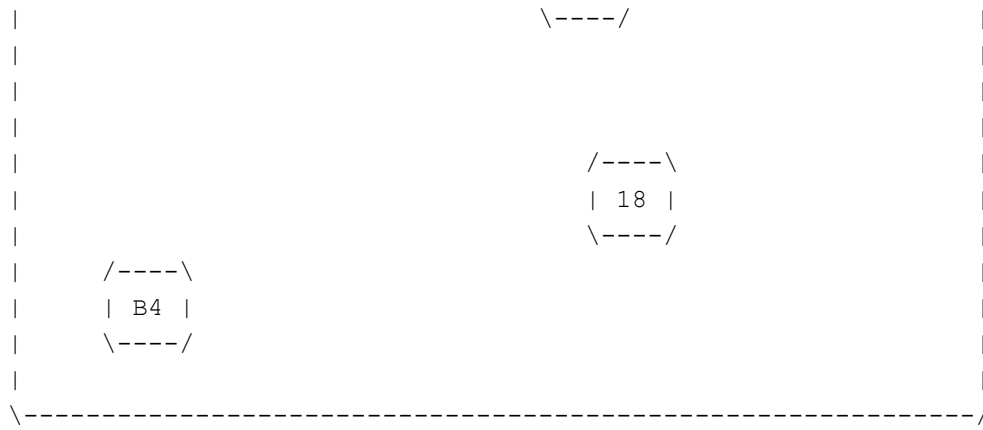
B6 (Shuttle Port):

- 1:SCSI Domain
- 2:Disk Domain
- 3:Video Domain
- 4:BIOS Domain
- 5:Drive Domain
- 6:Web Domain
- 7:MODEM Domain
- 8:(BK) SCSI Domain
- 9:(BK) Disk Domain
- 10:(BK) Video Domain
- 11:(BK) BIOS Domain
- 12:(BK) Drive Domain
- 13:(BK) Web Domain
- 14:(BK) MODEM Domain
- 15:DVD Domain
- 16:Code Domain
- 17:Laser Domain
- 26:RAM Domain
- 27:Bug Domain
- 28:ROM Domain

(BK):Blood Knights

FILE ISLAND MAP

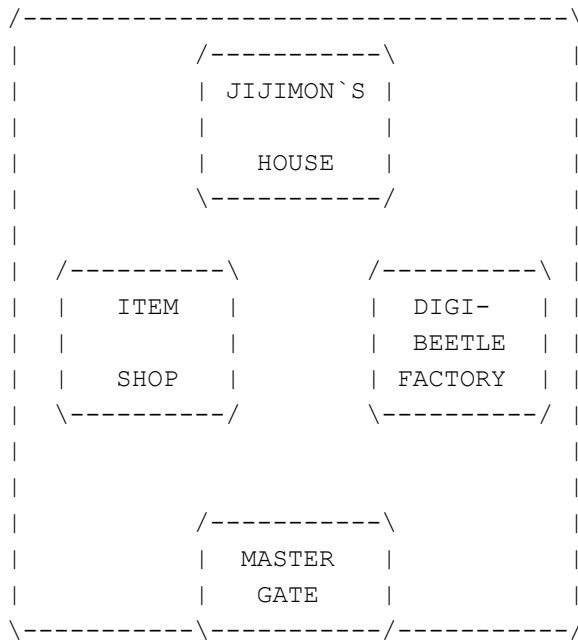




B4 (Archive Port)

B5 (File City):

FILE CITY MAP



JIJIMON`S HOUSE: This is the house of Jijimon. :P

ITEM SHOP: Here you can buy items for the Digimons, digivolve or DNA digivolve.

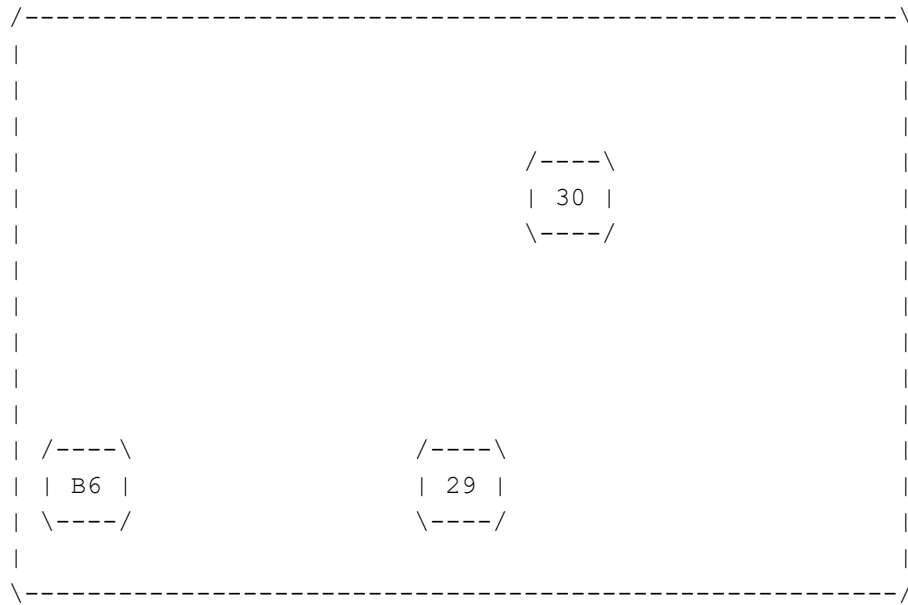
DIGI-BEETLE FACTORY: Here you can buy parts for the DB, and items for the car and remodel it.

MASTER GATE: Here is Master Tyrannomon protecting File City, He lets you go in and out of the city.

FILE ISLAND (Continuation)

- 18: Power Domain
- 19: Diode Domain
- 20: Giga Domain
- 21: Port Domain
- 22: Scan Domain
- 23: Patch Domain
- 24: Mega Domain

KERNEL ZONE MAP

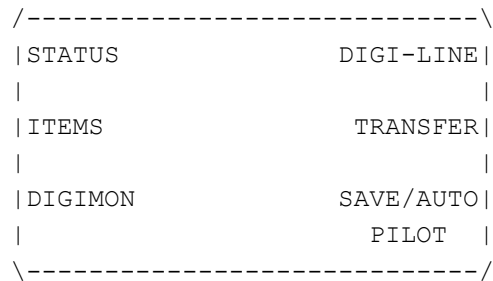


B6 (Shuttle Point)

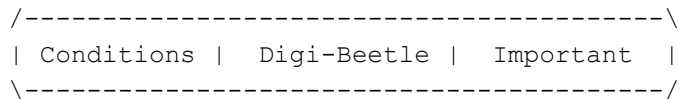
29: Core Tower

30: Chaos Tower

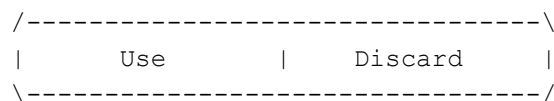
MENU SCREEN



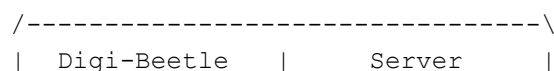
STATUS: Shows your stats, the Digi-Beetle stats, your digimons, your Tamer level and your important items.



ITEMS: Here you can see your equipped items and you can discard them to.



DIGIMON: Shows the Digimons stats, and his/her techs.



\-----/

DIGI-LINE: You can choose the battle formation of your digimon.

TRANSFER: You can move your items and digimons from the base to the Beetle, or conversely.

```
/-----\  
|   Digimons   |   Items   |  
\-----/
```

If you choose Digimons

```
/-----\  
|   Digi-Beetle |   Server   |  
\-----/
```

If you choose Items

```
/-----\  
|   Digi-Beetle |   Server   |  
\-----/
```

SAVE/AUTO PILOT: Save your progress in the game. AP is Auto Pilot, in the Domains you can return to the base going to this menu and choosing yes

In the Bases

```
/-----\  
|       SLOT 1   |       SLOT 2   |  
\-----/
```

In the Domains you can press Yes for return to the base or No for stay in the Domain

BATTLE MENU

Now here is how battle in this game.

When the battle starts this menu will appear:

```
/-----\  
| GIVE ORDERS |  
|             |  
| CANNON     |  
|             |  
| RUN AWAY   |  
\-----/
```

GIVE ORDERS: If you press this, this menu will appear:

```
/-----\  
| BATTLE     |  
|             |  
| GUARD      |  
\-----/
```

GUARD: If the enemy attack you the damage done to you is reduced by the

40 %. And also the Digimon will win 10% of his MP.

BATTLE: If you press Battle, this will menu appear:

```
/-----\   /-----\  
|         |   |         |  
|  ATTACKs  |   |  INTERRUPT  |  
|         |   |         |  
\-----/   \-----/  
           /-----\   /-----\  
           |  COUNTER  |   |         |  
           |         |   |  ASSIST  |  
           |  ATTACKs  |   |         |  
           \-----/   \-----/
```

This are the different attacks:

Attack: Attacks the enemy digimon, the speed on the Digimon is important when you use this attacks.

Counter Attacks: When an enemy attacks the Digimon, he will attack him back, with an special thing. (Attack the 3 Digimons, more accuracy, poison, etc)

Interrupt: When the enemy attacks, a question will appear, if you choose yes, the Digimon will attack the enemy before he attacks. Some interupts has special effects like, reduce the damage done to your Digimons when the enemys attacks you.

Assist: This move will change some status, or cures the Digimon

CANNON: Choose the item that you want to use.

```
/-----\   /-----\  
|  SHOOTER  |   |         |  
|         |   |  Z-CANNON  |  
|   GUN    |   |         |  
\-----/   \-----/  
           /-----\  
           |         |  
           |  R-CANNON  |  
           |         |  
           \-----/
```

Shooter Gun: For throw Disk, Drivers, ROMs and Gifts

R-Cannon: It fires Ray bombs that boosts or lowers Digimons powers

Z-Cannon: It fires Z-Bombs for make damage to the enemy

RUN AWAY: Escape from battle. You CANT escape from battles with the Domains bosses.

5-ITEMS

Recovery Items:

ITEM	PRICE (IN BITS)	WHAT IT DO
HP Disk-1	200	Cures 40 HP to one Digimon
HPDriver-1	500	Cures 40 HP to all Digimons
HP Disk-2	400	Cures 80 HP to one Digimon
HPDriver-2	1000	Cures 80 HP to all Digimons
HP Disk-3	800	Cures 160HP to one Digimon
HPDriver-3	2000	Cures 160HP to all Digimons
MP Disk-1	300	Cures 40 MP to one Digimon
MPDriver-1	800	Cures 40 MP to all Digimons
MP Disk-2	600	Cures 80 MP to one Digimon
MPDriver-2	1600	Cures 80 MP to all Digimons
MP Disk-3	1200	Cures 160MP to one Digimon
MPDriver-3	3000	Cures 160MP to all Digimons
Anti-Dote	300	Cures Poison 1 Digimon
AntiFreeze	300	Cures Paralysis 1 Digimon

Anti-Mixup	300	Cures	
		Confusion	
		1 Digimon	

Power Disk	1000	Cures	
		Status	
		1 Digimon	

Max Driver	1500	Cures HP&MP	
	(Sell	to all	
	Price)	Digimons	

EX Driver	1500	Cures	
	(Sell	status	
	Price)	all Digis	

\
 \
 \ You cant buy this
) only find them on
 / Domains or in
 / Tournaments
 /

GIFTS:

DT: Data
 VC: Vaccine
 VR: Virus

ITEM	PRICE	WHAT IT	
	(IN BITS)	DO	
Toy Car	500	Catch	
		any types	
		Range E	

Toy Truck	1000	Catch	
		any types	
		Range D	

Toy Tank	2000	Catch	
		any types	
		Range C	

Toy Boat	4000	Catch	
		any types	
		Range B	

Toy Plane	8000	Catch	
		any types	
		Range A	

Card Game	100	Catch	
		DT types	
		Range E	

Digivice	250	Catch	
		DT types	
		Range D	

CD Game	700	Catch	
		DT types	
		Range C	

DVD Game	1600	Catch	
		DT types	
		Range B	

Laptop PC	3400	Catch	
		DT types	
		Range A	

Wristwatch	100	Catch	
		VC types	
		Range E	

CD-Player	250	Catch	
		VC types	
		Range D	

Cell Phone	700	Catch	
		VC types	
		Range C	

DigiCamera	1600	Catch	
		VC types	
		Range B	

DVD Player	3400	Catch	
		VC types	
		Range A	

Kickboard	100	Catch	
		VR types	
		Range E	

Skateboard	250	Catch	
		VR types	
		Range D	

Skis	700	Catch	
		VR types	
		Range C	

Snowboard	1600	Catch	
		VR types	
		Range B	

Surfboard	3400	Catch	
		VR types	
		Range A	

Items for the Digi-Beetle:

ITEM	PRICE	WHAT IT	
	(IN BITS)	DO	

Mech Fix	500	Cures 100HP	

MechFix-EX	1000	Cures 500HP	

EP Pack-1	100	Cures 100EP	

EP Pack-2	500	Cures 200EP
EP Pack-3	1000	Cures 500EP
Parts Fix	600	Repair 1 part

RAY BOMBS

ITEM	PRICE (IN BITS)	WHAT IT DO
DATA Steel	300	Boost Def.Pwr
DATA Macho	300	Boost Off.Pwr
VAC. Steel	300	Boost Def.Pwr
VAC. Macho	300	Boost Off.Pwr
VIR. Steel	300	Boost Def.Pwr
VIR. Macho	300	Boost Off.Pwr
DATA Candy	300	Lower Def.Pwr
DATA Weak	300	Lower Off.Pwr
VAC. Candy	300	Lower Def.Pwr
VAC. Weak	300	Lower Off.Pwr
VIR. Candy	300	Lower Def.Pwr
VIR. Weak	300	Lower Off.Pwr

Z-BOMBS

ITEM	PRICE (IN BITS)	WHAT IT DO
Fire Blast	300	Flame Dmg. 1 Foe
WaterArrow	300	Water Dmg. 1 Foe
Flash Bolt	300	NatureDmg. 1 Foe
Iron Fist	300	Mech Dmg. 1 Foe
Dark Fear	300	Dark Dmg. 1 Foe
Inferno	900	Flame Dmg.allFoe
Blizzrd	900	Water Dmg.allFoe

```

-----
| Hurricane |      900   |NatureDmg.allFoe|
-----
| Rust Storm|      900   |Mech  Dmg.allFoe|
-----
| Black Hole|      900   |Dark  Dmg.allFoe|
-----

```

6-DOMAINS

One of the new things in DW2 are the Domains. For can proceed with the game you must to go to the World Map and then to the Domains with red lines (once you defeat the boss in the Domains, the red line disappear)

In the Domains are located the Enemy Digimons, you can fight with him for win exp, and also you can catch him too. The Domains are divided in floors, the common floors are in brown, and the last floor (the boss floor) is in green. And BE CAREFULL, because all the floors have traps!! So you must to upgrade your car often, for can discover and destroy that traps.

a) TRAPS

In all the Domains you can find a lot of traps. For can know where are the the traps you must upgrade your car very often, and if you want to discover them press X/circle, and the trap will appear. The Traps are divided in five types:

Mine Traps: You can find this traps on the ground or in treasures.

This traps can:

- _Damage your car
- _Disable the Missile Gun
- _Disable the Z and R cannons
- _Disable the Shooter Gun
- _Dont let you move for a while
- _Dont let you move straight
- _Disable the tires

For can see where this traps are you need to buy the "MineSWEEP1" and upgrade it for can see all the mines.

E.Spores: This Electric Spores are hidden in any place. Are divided in colors: Yellow, Green, Blue, Purple, Red and Orange.

Be Carefull!!, because when you find one of this, your car will be damaged! For destroy them you need to buy the Missile Gun, wich cost 3000 bits.

This are the items for destroy the E. Spores:

```

-----
|  ITEM      |  PRICE   |  WHAT IT  |
|            | (IN BITS)|  DO       |
-----
| Mag Miss-1|    300   | Destroy   |
|            |          | Yellow    |
|            |          | E. Spores |
-----
| Mag Miss-2|    600   | Destroy   |
|            |          | Green     |
|            |          | E. Spores |
-----
| Mag Miss-3|    900   | Destroy   |

```

		Blue	
		E. Spores	

Mag Miss-4	1200	Destroy	
		Purple	
		E. Spores	

Mag Miss-5	1500	Destroy	
		Red	
		E. Spores	

Big Rocks: This grey Big Rocks can be differenced with the colors in his top, can be Yellow, Green, Blue, Purple and Red, this isnt a really trap, this only stop your way.

Like the E.Spores you need the Missile Gun for destroy Big Rocks, this are the Ammo for destroy it:

ITEM	PRICE	WHAT IT	
	(IN BITS)	DO	

DrillMiss1	300	Destroy	
		Yellow	
		Big Rocks	

DrillMiss2	600	Destroy	
		Green	
		Big Rocks	

DrillMiss3	900	Destroy	
		Blue	
		Big Rocks	

DrillMiss4	1200	Destroy	
		Purple	
		Big Rocks	

DrillMiss5	1500	Destroy	
		Red	
		Big Rocks	

Also there is Ammo for both (E. Spores and Rocks)

ITEM	PRICE	WHAT IT	
	(IN BITS)	DO	

WaveMiss-1	500	Destroy	
		Yellow	
		Big Rocks	
		and Spores	

WaveMiss-2	1000	Destroy	
		Green	
		Big Rocks	
		and Spores	

WaveMiss-3	1500	Destroy	
		Blue	

		Big Rocks	
		and Spores	

WaveMiss-4	2000	Destroy	
		Purple	
		Big Rocks	
		and Spores	

WaveMiss-5	2500	Destroy	
		Red	
		Big Rocks	
		and Spores	

Bugs: This traps comes from the roof Top, this traps surprise you like the E. Spores, when you find one, some kind of bug fall on you from the sky, When you have one Bug in your DB Beattle you cant have other.

There are four kind of bugs:

_Return Bugs: This bug return some of your Digimons to the base

_EP Bugs: This takes more EP

_Bit Bugs: This takes bits by step

_Memory Bug: This Replaces free memory spaces

You can know where are this Bugs buying the "Bug SWEEP-1", and you need to upgrade it, so it will show you all the Bugs.

This are the items needed to destroy the Bugs, you can buy it in your base, the second guy in the remodel center sell them, In the second map Patamon sell them:

ITEM	PRICE	RANGE	
	(IN BITS)		

BITS BUG			

BitBugZap1	300	Range A	
BitBugZap2	600	Range B	
BitBugZap3	900	Range C	

EP BUG			

EP-BugZap1	300	Range A	
EP-BugZap2	600	Range B	
EP-BugZap3	900	Range C	

RETURN BUG			

RetBugZap1	300	Range A	
RetBugZap2	600	Range B	
RetBugZap3	900	Range C	

MEMORY BUG			

MemBugZap1	300	Range A	
MemBugZap2	600	Range B	

MemBugZap3	900	Range C

ANY BUG		

SupBugZap1	500	Range A
SupBugZap2	1000	Range B
SupBugZap3	1500	Range C

Acid Swamps: In some floors, you can find that the ground has colors, well try to dont pass trough them or else the Car will be damaged. This are the colors, yellow, green, blue, Purple and red. For pass trough them, you need to buy new tires often, the tires are sold in the DB room, the Parts Vendor sold them. In the second map Patamon sold them. These are the different Tires:

ITEM	PRICE (IN BITS)	SWAMPS YOU CAN PASS
Ring TIRES	2000	Yellow
ChainTIRES	4000	Green
PlateTIRES	8000	Blue
Aero TIRES	14000	Purple
GraviTIRES	22000	Red

b) Digimons in Domains

First Map

Domain	LEVEL	NAME	TYPE	EXP WON	BITS WON	FLOOR
SCSI	1	Tapirmon	Vaccine	3	60	1
	1	Biyomon	Vaccine	4	40	1
	1	Betamon	Virus	3	50	2
	1	Snow Goburimon	Virus	4	40	2
	1	Crabmon	Data	4	40	3
	1	Gabumon	Data	4	50	3
	Boss	Hagurumon	Virus	18	210	4
Video	1	Tapirmon	Vaccine	3	60	1
	1	Biyomon	Vaccine	4	40	1
	1	Toy Agumon	Vaccine	7	100	2/3

	2	Tapirmon					
			Vaccine	12	180	2/3	
	2	Tentomon					

	Boss	Kokatorimon	Data	31	210	4	

Disk	1	Betamon	Virus	3	50	1	

	1	Snow Goburimon	Virus	3	40	1	

	1	Gizammon					
			Virus	11	200	2/3/5	
	1	Gazimon					

	2	Goburimon					
			Virus	12	180	2/3/5	
	2	Snow Goburimon					

	Boss	Numemon	Virus				
	Boss	Sukamon	Virus	51	840	5	
	Boss	Demi Devimon	Virus				

BIOS	1	Crabmon	Data	4	40	1	

	1	Patamon	Data	7	100	3	

	1	Crabmon					
			Data	10	160	3	
	1	Crabmon					

	3	Candlemon					
			Data	23	240	4/5	
	3	Floramon					

	3	Gotsumon					
			Data	22	360	4/5	
	3	Gabumon					

	21	Metal Greymon	Vaccine	54	630	6	

	Boss	Starmon	Data				
	Boss	Centarumon	Data	102	1050	6	
	Boss	Gabumon	Data				

Drive	1	Toy Agumon	Vaccine	7	100	1/2	

	2	Tentomon					
			Vaccine	12	180	1/2	
	2	Bakumon					

	3	Biyomon					
			Vaccine	21	210	3/4	
	3	Gomamon					

	3	Penguinmon					
			Vaccine	22	240	3/4	

	3	Penguinmon					
	4	Toy Agumon	Vaccine				
	4	Snow Agumon	Vaccine	58	560	5/7	
	4	Clear Agumon	Vaccine				
	Boss	Birdramon	Vaccine				
	Boss	Flarerizamon	Data	153	1400	7	
	Boss	Candlemon	Data				
Web	1	Gazimon	Virus				
				11	200	1/2	
	1	Gizamon	Virus				
	3	Goburimon	Virus				
				12	180	2	
	3	Snow Goburimon	Virus				
	3	Gazimon	Virus				
	2	Dokunemon	Virus	25	330	4	
	3	Kunemon	Virus				
	3	DemiDevimon	Virus				
				27	390	4	
	3	Hagurumon	Virus				
	3	Woodmon	Virus				
				53	240	5/6/7	
	3	Vegiemon	Virus				
	4	Betamon	Virus				
	4	Otamamon	Virus	59	520	5/6	
	4	Syakomon	Virus				
	Boss	Kuwagamon	Virus				
	Boss	Gesomon	Virus	195	1000	7	
	Boss	Octomon	Virus				
MODEM	1	Patamon	Data	7	100	1	
	1	Crabmon	Data				
				12	180	1/2/7	
	1	Crabmon	Data				
	3	Candlemon	Data				
				23	240	3/4	
	3	Floramon	Data				
	3	Gotsumon	Data				
				22	360	2/4	

		3		Gabumon		Data				
		3		Candlemon		Data				
		2		Candlemon		Data		58		520 5/6
		3		Palmon		Data				
		Boss		Greymon		Vaccine				
		Boss		Saberdramon		Vaccine		162		1400 8
		Boss		Toy Agumon		Vaccine				
		Boss		Seadramon		Data				
		Boss		Wizardmon		Data		120		1040 8
		Boss		Akatorimon		Data				

7-CATCH DIGIMONS

Yes. In DW2 you can catch any kind of Digimons!

At the beginning of the game, depending of the Digimon you choose you can buy items for catch Digimons of the same type as yours, only.

If you start with Patamon you can only buy gifts for Data types

If you start with Agumon you can only buy gifts for Vaccine types

If you start with Demi Devimon you can only buy gifts for Virus types

For catch a Digimon you need to do this:

1-Buy gifts for catch Digimons

2-Equipe them item in the Digi-Beattle

3-Go to the Domains

4-Find the Digimon you want to catch

5-When you can see the Digimon press Square

6-Press, X/Circle

7-Compare the Type of the Digimon with the description of the item for can see if the item is the correct. (The type of the Digimon is beside of the level)

8-Choose the gifts you want to give to the Digimons

9-And keep using gifts until the Digimon has a BIG heart on his head

Note: The biggest the heart the better the probabilities for the Digimon to joins you.

10-When the big heart shows, go battle with the Digimon, if you win he will joins you!!

For make a big heart you need gifts. The gifts are divided in 5 ranges E, D, C, B and A.

The gifts "E" has less probabilities for make a heart than the "A".

With the progress of the game you will find a new base where you can buy gifts for catch all the 3 types.

8-BUY PARTS AND UPGRADE THE DIGIBEATTLE (THE CAR)

The DigiBeattle is the CAR which transports you around the Domains.

YOU NEED TO UPGRADE YOUR CAR OFTEN, because you start with 500HP

(Health of the car) and 100EP (The Engine Power) That stats are good for the first Domains but later (around the 4 Domain) the Domains will have more than 5 floors, so you must upgrade the Engines often.

Buy New parts: Go to the DB room go talk to the Parts Vendor.

Upgrade DB: Go talk with the assemble guy or Tankmon and choose the second option "upgrade"

You can buy this parts:

ITEM	PRICE (IN BITS)	WHAT IT DO

ENGINES		

Wolf EG-1	1000	800 HP
Lion EG-1	2500	1200 HP
Tiger EG-1	5000	1600 HP
PegasusEG1	20000	2000 HP
GriffinEG1	30000	2400 HP
WyvernEG-1	40000	2800 HP
DragonEG-1	80000	3200 HP
Giant EG-1	95000	3600 HP
MammothEG1	99000	4000 HP

BATTERIES		

Crab BAT-1	500	100 EP
TurtleBAT1	1000	1000 EP
SharkBAT-1	3000	2000 EP
Orca BAT-1	10000	3000 EP

MEMORY		

Ant RAM	300	4 Digimons
Wasp RAM	5000	5 Digimons
Spider RAM	7000	6 Digimons
Mantis RAM	10000	7 Digimons
Hornet RAM	20000	8 Digimons

TOOL BOX		

Dodo BOX	500	8 Items
Crow BOX	3000	16 Items
Crane BOX	6000	24 Items
Stork BOX	10000	32 Items
Hawk BOX	20000	40 Items

TIRES		

Ring TIRES	2000	Yell.Swamps
ChainTIRES	4000	GreenSwamps
PlateTIRES	8000	Blue Swamps
Aero TIRES	14000	Purp.Swamps
GraviTIRES	22000	Red Swamps

ARMS		
Shovel ARM	3000	Yell. Mines
Drill ARM	5000	Green Mines
Jet ARM	9000	Blue Mines
Lazer ARM	15000	Viol. Mines
Magnum ARM	23000	Red Mines

GUNS		
ShooterGun	1000	Disks, Drivers, ROMs & Gifts
Bug Zapper	3000	Bug Zaps to destroy Bug nests
MissileGun	3000	Missiles for Big Rocks and E.S.
R-Cannon	2000	Ray bombs for boost or low Digi powers
Z-Cannon	6000	Z-bombs for make elemental damage

HANDS		
Mech HAND	1000	Treas.Box 1
MagnetHAND	2000	Treas.Box 2
FantomHAND	4000	Treas.Box 3
Super HAND	8000	Treas.Box 4
Ultra HAND	16000	Treas.Box 5

SWEEPS		
MineSWEEP1	1000	MineTraps E
BugSWEEP-1	2000	Bug Nest C

OTHER		
DMTransfer	10000	Trans.Digis

 9-DIGIVOLVING

Like in the TV series and DW1 the Digimons can digivolve into different kinds of monsters. For digivolve your Digimon go talk with DNA Digivolver woman or with Centarumon (File City) and choose "Digivolve", then choose the Digimon you want to digivolve and thats all.

For digivolve, the Digimons must to be in certain levels:
 For digivolve from Rookie to Champion the Digimon needs 11 levels,
 (aprox 600 exp)
 For digivolve from Champion to Ultimate the Digimon needs 21 levels,
 (aprox 6000 exp)
 For digivolve from Ultimate to Mega the Digimon needs 31 levels
 (aprox 31000 exp)

For make your Digimon to digivolve you need to fight with other Digimons, if you win battles your Digimon wins experience, your Digimon need the exp. for can grow levels.
 If you see, that your Digimon stop growing experience (It will say 99999999),

that means that he needs to be DNA Digivolved with other Digimons, so the new Digimon will reach more levels.

One new and important thing is the DP/JP, All the Digimons have DP/JP. Your starter Digimon and the Digimons you catch, starts with 0 DP/JP. The DP/JP is for the different evolutions.

For example,

If you have a Demi Devimon with 0 DP/JP he will digivolve into Ice Devimon, but if the Demi Devimon has 3 DP/JP or more he will digivolve into Devimon.

You win 1 DP/JP when you DNA Digivolve.

For more info go to the DNA Digivolving Section

Here is a huge list of the digivolutions and the DP/JP needed.

The words in () means the DP/JP needed.

ROOKIES TO CHAMPIONS

Vaccine:

Agumon:

Greymon (0+)

Biyomon:

Airdramon (0-2)

Veedramon (3-5)

Saberdramon (6-7)

Birdramon (8+)

Clear Agumon:

Angemon (0-2)

Piddomon (3+)

Gomamon:

Tortomon (0-2)

Ikkakumon (3+)

Snow Agumon:

Frigimon (0-2)

Mojyamon (3-5)

Gururumon (6+)

Tapirmon:

Unimon (0-2)

Shima Unimon (3-5)

Garurumon (6-7)

Apemon (8+)

Tentomon:

Kabuterimon (0-+)

Toy Agumon:

Leomon (0-2)

Gatomon (3+)

Penguinmon:

Ikkakumon (0-2)

Dolphmon (3+)

Veemon:

Veedramon (0-3)
Flamedramon (4+)

Datas:

Candlemon:

Tankmon (0-2)
Meramon (3-5)
Clockmon (6+)

Crabmon:

Coelamon (0-2)
Mori Shellmon (3-5)
Shellmon (6-7)
Seadramon (8+)

Elecmon:

Tyrannomon (0-2)
Flarerizamon (2-6)
Monochromon (6+)

Floramon:

Kiwimon (0-2)
Kokatorimon (3-5)
Akatorimon (6+)

Gabumon:

Centarumon (0-2)
N-Drimogemon (3-5)
Drimogemon (6-7)
Garurumon (8+)

Gotsumon:

Icemon (0-2)
M-Frigimon (3-5)
J-Mojyamon (6+)

Palmon:

Togemon (0+)

Patamon:

Ninjamon (0-2)
Starmon (3-5)
Wizardmon (6-7)
Angemon (8+)

Viruses:

Betamon:

Dark Tyrannomon (0-2)
Darkrizamon (3-5)
Tuskmon (6+)

Demi Devimon:

Ice Devimon (0-2)
Devimon (3+)

Dokunemon:

Flymon (0+)

Gazimon:

Nanimon (0+)

Gizamon:

Cyclonemon (0-2)

Deltamon (3-5)

Devidramon (6+)

Goburimon:

Ogremon (0+)

Hagurumon:

Numemon (0)

Sukamon (1)

P-Sukamon (2-3)

Raremon (4-5)

Guardromon (6+)

Kunemon:

Kuwagamon (0+)

Mushroomon:

Vegiemon (0)

Red Vegiemon (1-3)

Woodmon (4+)

Otamamon:

Gekomon (0-2)

Octomon (3+)

Syakomon:

Octomon (0-3)

Gesomon (3+)

Snow Goburimon:

Hyogamon (0+)

Tsukaimon:

Bakemon (0-2)

Soulmon (3+)

CHAMPIONS TO ULTIMATES

Vaccines:

Airdramon:

Aero Veedramon (0+)

Angemon:

Andromon (0-5)

Magna Angemon (6+)

Apemon:

Mammothmon (0+)

Birdramon:

Garudamon (0+)

Dolphmon:

Whamon (0+)

Flamedramon:

Aero Veedramon (0-6)

Raidramon (7+)

Frigimon:

Monzaemon (0+)

Garurumon:

Were Garurumon (0+)

Gatomon:

Angewomon (0+)

Greymon:

Metal Greymon (0-5)

Master Tyrannomon (6-8)

Skull Greymon (9+)

Gurumon:

Were Garurumon (0+)

Ikkakumon:

Whamon (0-5)

Zudomon (6+)

Kabuterimon:

Mega Kabuterimon (0+)

Mojyamon:

Monzaemon (0+)

Leomon:

Panjyamon (0+)

Piddomon:

Magna Angemon (0-4)

Giromon (5+)

Saberdramon:

Garudamon (0+)

Shima Unimon:

Mammothmon (0+)

Tortomon:

Zudomon (0+)

Unimon:

Mammothmon (0+)

Veedramon:

Aero Veedramon (0+)

Datas:

Akatorimon:

Piximon (0+)

Centarumon:

Meteormon (0+)

Clockmon:

Tinmon (0-7)

Skull Meramon (8+)

Coelamon:

Mega Seadramon (0+)

Drimogemon:

Meteormon (0+)

Flarerizamon:

Triceramon (0-4)

Vermilionmon (4+)

Icemon:

Meteormon (0+)

Kiwimon:

Deramon (0+)

Kokatorimon:

Deramon (0-5)

Piximon (6+)

Meramon:

Blue Meramon (0-5)

Skull Meramon (6+)

Monochromon:

Vermilionmon (0+)

Mori Shellmon:

Scorpiomon (0+)

Mud Frigimon:

Meteormon (0+)

Ninjamon:

Mamemon (0+)

N-Drimogemon:

Meteormon (0+)

Seadramon:

Mega Seadramon (0+)

Shellmon:

Scorpiomon (0+)

Starmon:

Mamemon (0-5)

Metal Mamemon (6-7)

Digitamamon (8+)

Tankmon:

Tinmon (0-5)

Skull Meramon (6+)

Yanmamon:

Pumpkinmon (0+)

Togemon:

Pumpkinmon (0-5)

Blossomon (6-7)

Lillymon (8+)

Tyrannomon:

Wizardmon:

Digitamamon (0+)

Viruses:

Bakemon:

Phantomon (0+)

Cyclonemon:

Megadramon (0+)

Dark Tyrannomon:

Ex Tyrannomon (0-5)

Metal Tyrannomon (6+)

Darkrizamon:

Ex Tyrannomon (0+)

Deltamon:

Megadramon (0-5)

Gigadramon (6+)

Devidramon:

Gigadramon (0+)

Devimon:

Myotismon (0+)

Flymon:

Okuwamon (0+)

Gesomon:

Marine Devimon (0-5)

Waru Seadramon (6+)

Guardromon:

Vademon (0-5)

Garbagemon (6-8)

Datamon (9+)

Hyogamon:

Waru Monzaemon (0+)

Ice-Devimon:

Myotismon (0+)

Kuwagamon:

Okuwamon (0+)

Nanimon:

Tekkamon (0+)

Octomon:

Dragomon (0+)

Ogremon:

Etemon (0+)

P-Sukamon:

vademon (0+)

Raremon:

Garbagemon (0+)

Red Vegiemon:

Cherrymon (0+)

Soulmon:

Phantomon (0+)

Tuskmon:

Metal Tyrannomon (0+)

Vegiemon:

Cherrymon (0+)

Woodmon:

Cherrymon (0+)

ULTIMATES TO MEGA

Vaccines:

Aero Veedramon:

Phoenixmon (0+)

Andromon:

Seraphimon (0+)

Angewomon:

Magnadramon (0+)

Garudamon:

Phoenixmon (0+)

Giromon:

Seraphimon (0+)

Magna Angemon:

Seraphimon (0+)

Mammothmon:

Skull Mammothmon (0+)

Master Tyrannomon:

War Greymon (0+)

Mega Kabuterimon:

H-Kabuterimon (0+)

Metal Greymon:

War Greymon (0-19)
Omegamon (20+)

Monzaemon:
Jijimon (0+)

Panjyamon:
Saber Leomon (0-8)
Magnadramon (9+)

Raidramon:
Phoenixmon (0-7)
Imperialdramon (8+)

Were Garurumon:
Skull Mammothmon (0-7)
Metal Garurumon (8+)

Whamon:
Marine Angemon (0+)

Zudomon:
Pleciomon (0-8)
Marine Angemon (9+)

Datas:

Blossomon:
Rosemon (0+)

Blue Meramon:
Boltmon (0+)

Deramon:
Gryphonmon (0+)

Digitamamon:
Saber Leomon (0+)

Mamemon:
Prince Mamemon (0+)

Mega Seadramon:
Metal Seadramon (0+)

M.Mamemon:
Prince Mamemon (0-8)
Saber Leomon (9+)

Meteormon:
MetalGarurumon (0-19)
Bahumon (20+)

Lillymon:
Rosemon (0+)

Piximon:
Gryphonmon (0+)

Pumpkinmon:

Rosemon (0+)

Scorpiomon:

Preciomon (0+)

Skull Meramon:

Boltmon (0+)

Tinmon:

(Boltmon)

Viruses:

Cherrymon:

Puppetmon (0+)

Dragomon:

Pukumon (0+)

Etemon:

Metal Etemon (0+)

Marine Devimon:

Pukumon (0+)

Myotismon:

Venom Mytismon (0+)

Okuwamon:

Grand Kuwagamon (0-19)

Diaboromon (20+)

Phantomon:

Piedmon (0+)

Shogun Gekomon:

Pukumon (0+)

Skull-Greymon:

Machinedramon (0+)

Tekkamon:

Piedmon (0+)

Waru Monzaemon:

Metal Etemon (0+)

Waru Seadramon:

Pukumon (0+)

10-DNA DIGIVOLVING

DNA Digivolving is very important in this game. You must to fuse two Digimons for make a new and stronger one. Rookies cant be fused.

In the first base you can only fuse:

Champion with Champion.

And only the types of the digimons of the base that you choosed.

Later in the game you can fuse any kind of Digimons (not Rookies).

If you fuse:

Champion + Champion: Rookie

Ultimate + Champion: Rookie

Mega + Champion: Rookie

Ultimate + Ultimate: Champion

Mega + Ultimate: Champion

Mega + Mega: Ultimate

When your Digimon stop growing exp. is time for fuse him with other, because he CANT go up anymore levels, So if you fuse two Digimon the new one will reach more levels than the others.

For Example,

If you fuse a Greymon (lvl. 13) with an Airdramon (lvl. 13) a Veemon will born and he will reach the level 15.

Why?, because a simple theory:

X Digimon has a higher or equally level than Y Digimon, so

X Digimon + Y Digimon /5: A new Digimon who can go up that levels.

For the Veemon example:

Greymon lvl. 13 + Airdramon lvl 13/5: A Veemon who can grow to the level 15

13/5: 2.6 ;

13 + 2.6: 15

When you Fuse two Digimons the new one will acquire the techs from the fused Digimon, in later levels.

For the Veemon example.

Greymon with his powers + Airdramon with his powers:

Veemon with the Greymon and Airdramon powers and his own powers.

Here is huge list of what can you do for make the Digimon that you want.

Agumon:

Greymon + Numemon

Tortomon + Cyclonemon

Greymon + Dark Tyrannomon

Patamon:

Ice Gotsumon + Angemon

Ninjamon + Tyrannomon

Flarerizamon + Gatomon

Demi Devimon:

Ninjamon + Soulmon

Ice Devimon + Nanimon

Ice Devimon + Wizardmon

Devimon + Ice Devimon

Clear Agumon:

Angemon + Leomon

Angemon + Ice Devimon

Angemon + Devimon

Toy Agumon

Leomon + OGREMON
Unimon + Nanimon
GREYMON + Ice Devimon
GREYMON + Devimon
Darkkrizamon + Gatomon
GREYMON + Angemon

Bakumon
Frigidmon + Octomon
Tortomon + Hyogamon

Biyomon:
Veedramon + Unimon
Airdramon + Sukamon

Tentomon:
Airdramon + Vegiemon
GREYMON + Flymon
GREYMON + Kabuterimon

Gomamon:
Kabuterimon + Gekomon
Ikkakumon + Octomon
Tortomon + Ikkakumon

Penguinmon:
GREYMON + Vegiemon
Ikkakumon + Numemon

Snow Agumon:
Leomon + Sukamon
Frigimon + Cyclonemon

Elecmon:
GREYMON + Tankmon
Tyrannomon + Coelamon
GREYMON + Seadramon
Seadramon + Flarerizamon

Crabmon:
Kabuterimon + Coelamon
Ikkakumon + Togemon
Coelamon + Wizardmon
Ikkakumon + Yanmamon
Ikkakumon + Tankmon
Seadramon + Togemon

Gabumon:
Garurumon + Togemon
GREYMON + Centuramon
Togemon + Ikkakumon
Togemon + Ice Gotsumon

Candlemon:
Kabuterimon + Tankmon
Meramon + Togemon
Yanmamon + Tankmon

Gazimon:
Ninjamon + OGREMON

Centuramon + Nanimon

Gizamon:

Tyrannomon + Gekomon

Numemon + Cyclonemon

Betamon:

Tyrannomon + Cyclonemon

Dark Tyrannomon + Cyclonemon

Veemon:

Airdramon + Greymon

Veedramon + Dark Tyrannomon

Devidramon + Birdramon

Devimon + Saberdramon

Cyclonemon + Airdramon

Cyclonemon + Flamedramon

Tuskmon + Birdramon

Darkrizamon + Airdramon

Veedramon + Greymon

Gotsumon:

Leomon + Meramon

Frigimon + Mori Shellmon

Ice Gotsumon + Togemon

Ikkakumon + Ice Gotsumon

Palmon:

Airdramon + Togemon

Togemon + Kiwimon

Angemon + Togemon

Floramon:

Kabuterimon + Centuramon

Unimon + Sand Yanmamon

Yanmamon + Togemon

Wizardmon + Veedramon

Yanmamon + Kiwimon

Otamamon:

Coelamon + Vegiemon

Ice Devimon + Octomon

Kunemon:

Sand Yanmamon + Hyogamon

Ninjamon + Flymon

Goburimon:

Ice Gotsumon + Dark Tyrannomon

Tyrannomon + OGREMON

Siakomon

Mori Shellmon + Sukamon

Kuwagamon + Gekomon

Snow Goburimon

Centuramon + Octomon

Coelamon + Hyogamon

Tsukaimon:

Starmon + Dark Tyrannomon
Tyrannomon + Soulmon
Ice Devimon + Dark Tyrannomon
Dark Tyrannomon + Wizardmon

Dokunemon:

Kiwimon + Numemon
Kiwimon + Octomon

Hagurumon:

Tankmon + Red Vegiemon
Sukamon + Kuwagamon

Mushroommon:

Togemon + Nanimon
Ninjamon + Vegiemon

Greymon:

Metal Greymon + Vademon
Metal Greymon + Megadramon
Metal Greymon + Skull Greymon

Ninjamon:

Were Garurumon + Mamemon

Wizardmon:

Vermillimon + Angewomon

Togemon:

Piximon + Lilimon

Kiwimon:

Piximon + Angewomon

Starmon:

Andromon + Mamemon
Mamemon + Mamemon

Wizardmon:

Metal Greymon + Mamemon

Ikkakumon:

Zudomon + Magna Angemon

Angemon:

Saber Leomon + Angewomon
Magna Angemon + Tekkamon
Magna Angemon + Myotismon
Angewomon + Magna Angemon

Ice Devimon:

Mamemon + Megadramon
Triceramon + Myotismon

Devimon:

Mamemon + Phantomon
Myotismon + Tekkamon

Flarerizamon:

Mega Seadramon + Metal Greymon

Darkrizamon:

Mega Seadramon + Megadramon

Airdramon:

Garudamon + Vademon

Veedramon:

Garudamon + Angewomon

Aero Veedramon + Magna Angemon

Garudamon + Andromon

Seadramon:

Mega Seadramon + Magna Angemon

Zudomon + Metal Mamemon

Gatomon:

Metal Greymon + Magna Angemon

Megadramon + Magna Angemon

Giromon + Metal Greymon

Angewomon + Metal Greymon

Mega Kabuterimon:

Diablomon + Omegamon

Piximon:

Gryphonmon + Omegamon

Gryphonmon + Boltmon

Okuwamon:

Diablomon + Rosemon

Diablomon + Bayfurmon

Shogun Gekomon:

Metsl Seadramon + Venom Myotismon

Vademon:

Diablomon + Boltmon

Meteormon:

Bayfurmon + Rosemon

Bayfurmon + Boltmon

Bayfurmon + Omegamon

Garudamon:

Phoenixmon + Venom Myotismon

Phoenixmon + Magnadramon

More to come.

11-TOURNAMENTS

You can play Tournaments going to the middle base of the Digital City, go to the upper left door and talk with the first woman you see, say "yes", and you go to the Tournaments. In some parts of the story you need to pass some tournaments, the more tournaments you win the expensive the cost and the higher to the defeat the Digimons gonna be.
Requeriments: Pass

3 Digimons

Money

The tournaments consist in 3 rounds. If you Win tournaments your Tamer level will go up, and you receive items too.

Here is the list of enemy Digimons.

RANK / TAMER LEVEL	CONTRINCANT	DIGIMONS OF THE CONTRINCANT
1 Beginner	You start with this Rank	
2 Amateur	Bertran	ToyAgumon/Patamon/Gizamon
	Joy Joy	Tapirmon/Crabmon/Kunemon
	Esmeralda	Tentomon/Biyomon/Tapirmon
3 Rookie	Doug Duem	Elecmon/Gotsumon/Floramon
	Sheena	Otamamon/DemiDevimon/Gazimon
	Bertran	Raremon/Gabumon/Penguinmon
4 Normal	Esmeralda	Piddomon/Unimon/Birdramon
	Mark Shultz	Saberdramon/Gururumon/ShimaUnimon
	Joy Joy	Angemon/Kiwimon/Mushroomon
5 Pro	Debbie	MoriShellmon/J-Mojyamon/Togemon
	Chris Conner	Bakemon/Woodmon/Soulmon
	Doug Duem	Tyrannomon/Centarumon/Monochromon
6 Expert	Bertran	Gatomon/Flarerizamon/Devidramon
	Sheena	Gesomon/Devimon/Guardromon
	Mark Shultz	Saberdramon/Garurumon/ShimaUnimon
7 Elite	Debbie	Mamemon/Mamemon/Mamemon
	Joy Joy	Angewomon/Lillymon/Etemon
	Chris Conner	Phantomon/Myotismon/Megadramon
8 Commander	Brian Wiseman	Garudamon/AeroVeedramon/Mammothmon
	Karen Bates	Megadramon/WaruMonzaemon/Tekkamon
	Zudokorn	Blossomon/Deramon/Pumpkinmon
9	Skull	Hagurumon/Puppetmon/DemiDevimon

Chief	Vandar	MetalMamemon/Mamemon/P-Mamemon
	Cecilia	Jijimon/Magnadramon/MarineAngemon

Money Needed and items won:

RANK OF THE TOURNAMENT	PRICE (IN BITS)	WHAT YOU WIN
2	500	Hp-Driver 2
3	1000	Toy Boat
4	1500	DNA-Up chip
5	2000	Toy Plane
6	2500	EX Driver
7	3000	Max driver
8	3500	Attack chip
9	4000	Exp chip

12-TRADING

In the Digital City is the Digimon Center, here you can change Digimons for other digimons more strongers than the ones that you traded.
For this go talk with the woman in the Digimon Center. She tells you wich Digimons she needs and what he will change for it.

Here are the Trades I know:

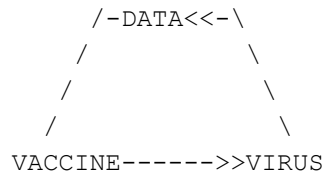
DIGIMON FOR TRADE	WHAT DIGIMON YOU RECEIVE	WHEN YOU CAN DO THIS TRADES
Toy Agumon	Snow Agumon	Video & Disk Domains (First Time)
Crabmon	Wizardmon	BIOS Domain (First Time)
Numemon	Megadramon	MODEM Domain (First Time)
Garurumon	Magna Angemon	SCSI, Video & Disk Domains (Blood Knights)
N.Drimogemon	Metal Mamemon	CODE Domain
D.Tyrannomon	Myotismon	Diode, Giga, Port & Scan Domains
Angewomon	Magnadramon	Soft Domain
M. Garurumon	M. Seadramon	ROM Domain

I know this for now, more to come later.

13-TYPES

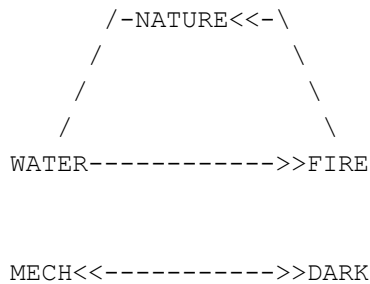
In this game the Types are very important.
The types in this game are: _DATA
 _VIRUS
 _VACCINE

DATA Attacks are strongers aganist VACCINEs Digimons, commons against DATAs and bads against VIRUS.
VACCINE Attacks are strongers aganist VIRUS Digimons, commons against VACCINEs and bads against DATAs.
VIRUS attacks are strongers against DATAs Digimons, commons against VIRUS and bads against VACCINEs.



And also you need to buy different kind of Items for the Different types.

Also there are elements, some Digimons



14-FREQUENTLY ASKED QUESTIONS

When you ask me Questions I will put it here with the answer
Of course I answer you first.
Here are some Questions of some people who emailme asking for help:

First Question

Q: Why my Digimons stop growing?

A: All the Digimons stop growing because he cant go up any more levels, but if you fuse two Digimons the new one can grow more levels. (for more info go to the Digivolving Section)

Second Question

Q: I already defeat Numemon, Demi Devimon and Sukamon, but I cant go

anywhere, What can I do?

A: Well first after defeat that 3 Digimons go up and talk with Angemon, then go to your base and speak with your Chief, then go to the meeting room, automatically you will talk with a guy, then go again with your Chief, and again eith the boy, he will give you a item for catch, Range A for the 3 types. Then go out of the city and you will see a new base to the right, is the Angemon base, go there, talk to Angemon and he will give you 2000 bits, then go to your Chief again, then to Angemon again, and the new Domain will appear.

Third Question

Q: Why, when I buy Items I cant see them in the items menu?

A: The problem is that you dont equipped them. For do this go to any base, go to the Circle/Triangle Menu, then choose the middle right menu, press the second option, then choose the second option again, now choose the Item you buy, and thats all the Item is equipped. For unequipe them, instead of go to the last second option go to the first, then choose the item and Ready is unequipped.

Fourth Question

Q: The proffessor asked me to bring 3 Digimons, Ikkakumon-Yanmamon-Syakomon but where are they?

A: Ikkakumon: Video Domain
Yanmamon: SCSI Domain
Syakomon: Disk Domain

Fifth Question

Q: How do I unlock the 15th mission?

A: Go talk with Kim, she will ask you to catch a Tankmon, he is in the last Domain you defeated, in the last floor, in the upper part of the floor. Remember he is a Data!!
When you catch it go talk to her, then with your boss and thats all!!

Sixth Question

Q: I have... Digimons Why I cant catch anymore?

A: The problem is that you must to move they to the Base. For do this go to any base, go to the Triangle Menu, then choose the middle right menu, press the first option, then choose the first option again, now choose the Digimon for let in tha base, and thats all the Digimon is In the base, and now you can catch more!!
For have the Digimons with you, instead of go to the last first option go to the second, then choose the Digimon and Ready is with you!!

15-My Message

Hi Folks, Its been a long time...
Now I have the english version and I started to play with Agumon, my first

caught Digimon was Biyomon, my first Champion Greymon, First Ultimate was Metal Greymon (the caught with Megadramon) and first Mega War Greymon And Im still playing, but I have to study for school so maybe I cant update to much.

Leandro

16-CREDITS

For Bandai for make this Game!!

For me for be so Lucky when I saw this game and buy it.

For Hayato0, Garudamon, Answer, Paganini, RaNmA and R-h-C-P, for help me in this game and the FAQ, they are veterans since the jap. version.

And for you, because you are reading my FAQ!!

This document is copyright dbzlean and hosted by VGM with permission.