

Digimon World 2 FAQ/Walkthrough

by Chin Han

Updated to v3.3 on May 15, 2001

```
*****  
A Bandai Playstation game  
Digimon World 2 strategy guide  
(English version)  
Version 3.3 (13-5-2001)  
By Chin Han  
stiltzkinmail@yahoo.com  
*****
```

This guide should be maximized to see the 100% of it. I have not completed this game. Many people were confused by the DNA Digivolution. This guide is about walkthrough and digimons. Some digimons can be obtained by DNA Digivolution, like the Veemon will be revealed in this guide.

	Table of contents	
	I. Introduction	
	II. Maps	
	III. Walkthrough	
	IV. Skills and Levels	
	V. Digivolution	
	VI. DNA Digivolution	
	VII. List of digimons you get when combined	
	VIII. Destroying Obstacles	
	IX. Floor Specialty	
	X. Effects	
	XI. Trading at Digimon Center	
	XII. List of Items	
	XIII. Digi-Beetle Parts	
	XIV. Ammos	
	XV. Gifts	
	XVI. Catching Digimons	
	XVII. Coliseum	
	XVIII. Frequently Asked Questions	
	XIX. Digimon List	
	XX. Credits/Disclaimer	

```
*****  
Revision History  
*****
```

Version 3.3 (13-5-2001)

- Added more trades in Digimon Center(Thanks to jacklow83)
- Added most of the skills in Digimon List
(thanks to jian_chao and choon hong)
- Corrected coliseum Rank 2(Thanks to me[not myself])

Version 1.7 (7-5-2001)

- Added "Digimon List"

- Added another solution for DNA Digivolution
- Corrected some mistakes in the guide
- Added Snow Agumon in DNA Digivolution
- Added Toy Plane and the cost
- Corrected Toy Plane mistake
- Added Veemon Digivolution
- Added a lot of new things

Version 2.3 (1-5-2001)

- Complete walkthrough up to Blood Knights Invasion Video Domain
- Complete others parts of the guide

 I. Introduction

You will be walking in a maze with a tank (Digi-Beetle) that you can use to catch digimons. This game is very different from Digimon World 1. The digimon does not need to eat, go toilet and will not die. Once you are beaten, it will be game's over and your digimons will not die or lose lives. You do not need to worry about your digimons' condition. You can catch digimons using gifts. Using gifts is the same as using pokeballs, refer to catching digimons for more information. You can use up to 3 digimons a time. Don't worry, the experience received is not divided by the number of digimons you have.

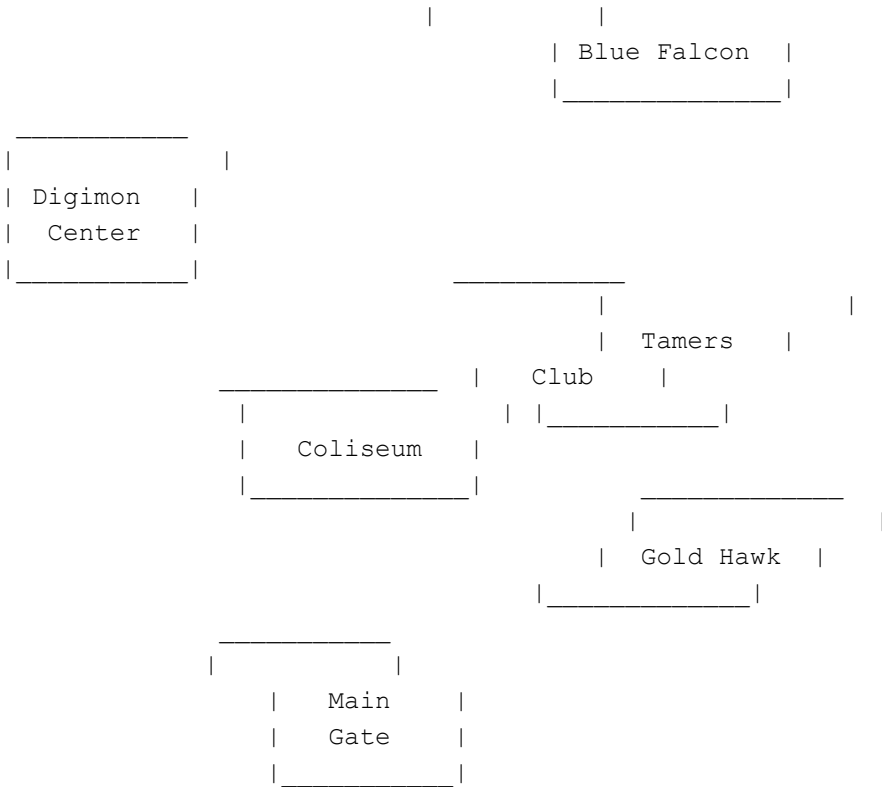
 Configuration

Direction pads - Up, Down, Left, and right
 Triangle - Cancel/walk
 Square - View enemy's status/give gifts during mission
 Circle - To open menu
 X - Talk, accept and destroy mines, barriers bug nests during mission
 R1 - Hold this to turn your Digi-Beetle without moving
 L1 - Work the same as R1
 R2 - Nothing
 L2 - Nothing
 Start - Darken the blue color of the map to see more clearly
 Select - Change the type of the map
 *You cannot pause the game in English Version

 Map of Digital City

```

  _____
 |           |
 | Dark Sword |
 |           |
  _____
  
```



You must join one of the three clubs in the beginning. Your decision will affect the game. So decide which club to join now. The three clubs are: Dark Sword Club, Blue Falcon Club or the Golden Hawk Club. There are three types: vaccine, data and virus. Vaccine is weak against data, data is weak against virus and virus is weak against vaccine.

Dark Sword Club - This is the virus club. You will get Demidevimon if you join this club.

Digimon Center - You can trade digimons here. Refer to Trading at Digimon Center.

Blue Falcon Club - This is the data club. You will get a Patamon if you joined this club. I joined this club because I want Angemon. You would have a tough time if you joined this club because Patamon has a weak attack power. You would have to attack two times to defeat the digimons in the SCSI Domain.

Tamer's Club - There is a dancing Palmon here. Make friends here. You can get tips and secrets from tamers here. Come here after every mission.

Coliseum - Battle here to get a higher ranking but you must have an "Entry Pass" to register. You will get the Entry Pass after you beat the BIOS Domain. But you must pay to register, starting from 500 BITS.

Golden Hawk Club - This is the vaccine club. You will get Agumon for joining this club. Agumon is a attack based digimon. One hit will defeat the digimons in the SCSI Domain. This makes your missions easier.

Main Gate - This is where you go out the Digital City for your missions.
There is a door at the left side of the place. Talk to Carol
to go out of Digital City.

Left door of Main Gate - This is where you buy ammos for your Digi-
Beetle,

buy Digi-Beetle parts and assemble/upgrade your
Digi-Beetle parts. You can also get help from a
person below the screen. He will explain some
things to you. The information you get from him
is useful.

Menu in Digital City

Status	Digi-line
Items	Transfer
Digimons	Save

Status - Condition - See the HP/EP of your tank, HP/MP of your
digimons, BITs and rank.
- Digi-Beetle - See the Digi-Beetle parts installed on your
Digi-Beetle.
- Important - View your important items and usually you
cannot use them.

Digi-line - Arrange your digimons for battles. First, second or third.

Items - Use - use items you have.
- Discard - throw items you have away.

Transfer - Items - Transfer your items.
- Digimons - Transfer your digimons.

*These two options will appear after you enter either one.

- Digi-Beetle - transfer items/digimons from Digi-Beetle to
Server. You can do this only in Digital City.
- Server - transfer items/digimon from server to your
Digi-Beetle. Items bought is in the server,
you must take it out in order to use. You can
do this only in Digital City.

Digimons - View your digimons Level, HP/MP. Press X to see more detailed
information of the digimons. Then press Circle to view the
skills of your digimons.

Save - You can save your game. But you can do this only in Digital City
or
the world map.

Menu in Domains

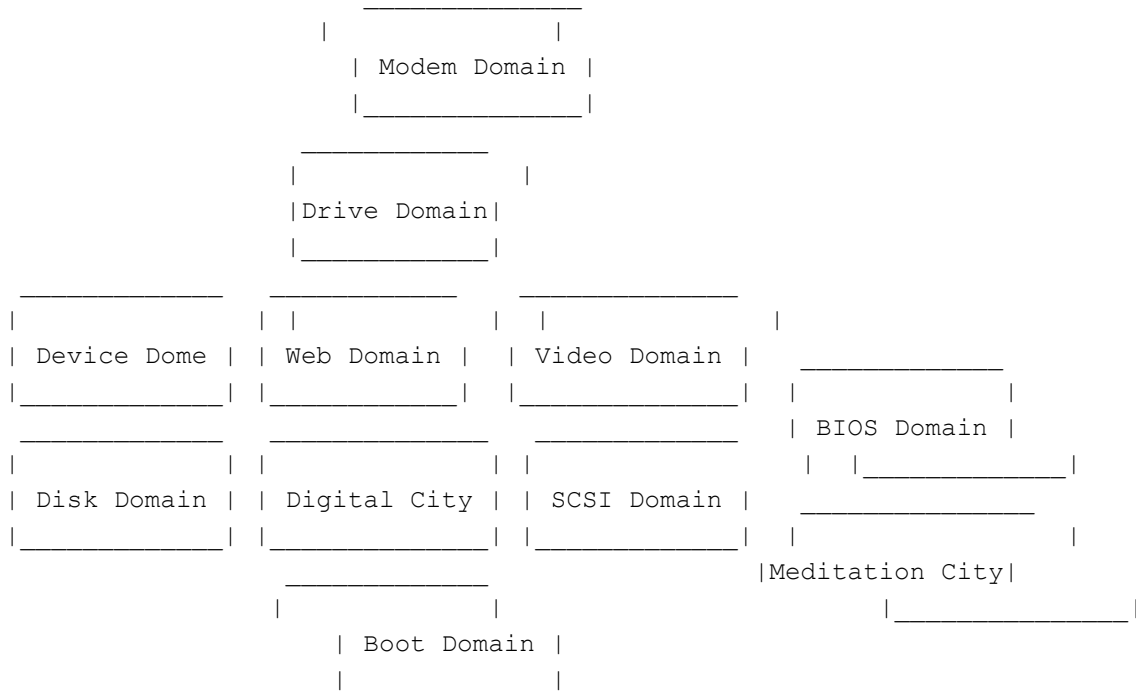
Status	Digi-line
Items	Transfer
Digimons	Auto-Pilot

The only thing different is the Auto-Pilot.

Auto-Pilot - You can return to Digital City with this. After you entered it, you will see all your Digi-Beetle parts. Damaged parts are in red. You will not need to buy new part for damaged parts. A "use Auto-Pilot?" will appear and choose Yes. Use this before your Digi-Beetle HP/EP gets low so that you will not need to pay 1000BITS. Auto-Pilot is very useful.

II. World Maps

Directory Continent



III. Walkthrough

Boot Domain

Levels: 1

Objective: Defeat Leomon

Digimons:	
Gazimon	
Gizamon	
Boss:	
Leomon (Boss)	
Toy Agumon	
Vee-Dramon	

You have Lilmon, Megaseadramon and Triceramon in your team.

Tips: Use Megaseadramon's Water Splash to hit multiple targets.

Use Lilmon's healing skill to heal dieing digimons.

These are not your digimons, you will return these digimons after the mission. After that, you must join a gurad team. I joined Blue Falcon because I want an Angemon but later I found out that it is not easy to get one.

SCSI Domain

Levels: 4

Objective: Defeat the SCSI Domain Boss

Description: This domain is rather easy. But the boss is not so easy

Digimons:	Level:	Type:	Stage:	
Biyomon	1	Vaccine	Rookie	
Gabumon	1	Data	Rookie	
Tapirmon	1	Vaccine	Rookie	
Betamon	1	Virus	Rookie	
Snow Goburimon	1	Virus	Rookie	
Crabmon	1	Data	Rookie	
Boss:				
Hagurumon (Boss)	?	Virus	Rookie	

After defeating the Boss, head straight to the EXIT gate. Now there are two domains. The Video domain and the Disk domain. I suggest you go to Video domain first as there are lesser digimon in pairs and the digimons' level is much lower then Disk Domain. So Video domain is much much very much harder than the Disk domain.

Video Domain

Levels: 5

Objective: Defeat the boss in this Domain

Description: This domain is easier then Disk Domain

Digimons:	Level:	Type:	Stage:
Biyomon	1	Vaccine	Rookie
Tapirmon	2	Vaccine	Rookie
Tentomon	2	Vaccine	Rookie
Toy Agumon	1	Vaccine	Rookie
Boss:			
Cockatrimon (Boss)	?	Virus	Rookie

Cockatrimon would to difficult to defeat because it is at the floor of Nature Specialty and it is a Nature Specialty digimon. Make sure that you save your game before fighting it. One thing is that most of the digimons are vaccine types. If you are Gold Hawk Tamer, you must catch digimons here.

Trading

Catch the Toy Agumon to trade for a Snow Agumon at the Digimon Center. If you are Gold Hawk Tamer, you would have no problem catching it. But if you are not, you have to get a Toy Car (Gift) which you can use to catch all types of digimons. You can get a Toy Car from Domains like the BIOS domain on the second floor.

Disk Domain

Levels: 5

Objective: Defeat the boss digimon

Description: There are pair digimons in this domain.

Digimons:	Level:	Type:	Stage:
Betamon	1	Virus	Rookie
Snow Goburimon	1	Virus	Rookie
Gazimon	1	virus	Rookie
Gizamon	1	Virus	Rookie
Snow Goburimon	2	Virus	Rookie
Goburimon	2	Virus	Rookie

-----	-----	-----	-----
Boss:			
DemiDevimon	?	Virus	Rookie
Numemon (Boss)	?	Virus	Champion
Sakomon	?	Virus	Rookie
_____	_____	_____	_____

This domain is real difficult. The most irritating digimons are the Gazimon and Gizamon. They came in pairs so it is hard to defeat them. Defeat Gizamon first as it does more damage but Gazimon's E-Stun Blast will cause paralyze.

Boss Tips

This match is against three digimons. So catch two more digimons before attacking the Boss to make your battle easier.

Remember

Remember to save Angemon before exiting the domain. Head straight. Now you can go to Meditation Dome. Talk to Angemon to get 2000BITS.

 BIOS Domain

Getting this mission

Return to Digital City. Go to Tamer's Club. Then you will see a person that is not there the other time. Talk to him and he will tell you about the BIOS Domain. He said that he saw a Metal Greymon on the second floor. After that, he will give you a Toy Plane to catch the Metal Greymon.

Metal Greymon

The guy said that he saw a Metal Greymon on the second floor. When you reach each the second floor, you will see the Metal Greymon the guy is talking about. But the Metal Greymon ran away. Never mind, you will see it at the last floor. Head left of the path to reach the Metal Greymon. Prepare before you fight it, it is at level 21, HP over 100 and it's attack can cost up to 35 damage a hit.

WARNING

Do not defeat the boss if you have not yet catch the Metal Greymon. The Metal Greymon will never appear again if you defeat the boss there. You can fight Metal Greymon as many times as you want as long as you have not defeated the boss in that domain.

Levels: 5

Objective: Defeat the boss digimon there

Description: There is a Metal Greymon in this domain. This domain is difficult.

Digimons:	Level:	Type:	Stage:
-----	-----	-----	-----

Crabmon	1	Data	Rookie
Patamon	3	Data	Rookie
Candlemon	3	Data	Rookie
Floramon	3	Data	Rookie
Gabumon	3	Data	Rookie
Gotsumon	3	Data	Rookie
Metal Greymon	21	Vaccine	Ultimate
Boss:			
Starmon	?	Data	Champion
Kentarumon (Boss)	?	Virus	Champion
Gabumon	?	Data	Rookie

This is a place from Blue Falcon Tamers. Most of the digimons are data type. Blue Falcon Tamers; grab this chance to get more digimons.

Go back to Digital City to see your leader to get an "Entry Pass". Yeah!!!! Now you can participate in the Coliseum to get better Ranks. But remember that you have to pay before entering the coliseum. The cost start from 500BITS.

Web Domain

Levels: 7

Objective: Defeat boss digimon there

Description: Very hard domain. You must upgrade you Digi-Beetle's EP because the domain is huge and there is big rocks which will block the way making you to waste EP.

Digimons:	Levels:	Type:	Stage:
Gazimon	1	Virus	Rookie
Gizamon	1	Virus	Rookie
Goburimon	2	Virus	Rookie
Snow Goburimon	2	Virus	Rookie
DemiDevimon	3	Virus	Rookie
Hagurumon	3	Virus	Rookie
Vegiemon	11	Virus	Champion
Woodmon	11	Virus	Champion
Gazimon	3	Virus	Rookie
Kunemon	3	Virus	Rookie
Dokunemon	3	Virus	Rookie
Otamamon	4	Virus	Rookie
Betamon	4	Virus	Rookie
Syakomon	4	Virus	Rookie

Boss:				
Octmon		?	Virus	Champion
Kuwagamon (Boss)		?	Virus	Champion
Gesomon		?	Virus	Champion
_____		_____	_____	_____

The are a lot of digimons in this domain. All of digimons are Virus type.

This is the Dark Sword Tamers' heaven. Dark Sword Tamers!!! Catch all the digimons you want in this domain. This will definitely power up your team.

 Drive Domain

Levels: 7

Objective: Defeat the boss digimon there

Description: There will be Electrospores in the way so bring some Mag.miss-1, Mag.miss-2 and Drillmiss1.

Digimons:	Level:	Type:	Stage:	
Tapirmon	2	Vaccine	Rookie	
Tentomon	2	Vaccine	Rookie	
Toy Agumon	1	Vaccine	Rookie	
Biyomon	3	Vaccine	Rookie	
Gomamon	3	Vaccine	Rookie	
Penjuinmon	3	Vaccine	Rookie	
Unimon	11	Vaccine	Champion	
Tentomon	5	Vaccine	Rookie	
Toy Agumon	4	Vaccine	Rookie	
Snow Agumon	4	Vaccine	Rookie	
Clear Agumon	4	Vaccine	Rookie	
Boss:				
Flarerizamon	?	?	Rookie	
Birdramon (Boss)	?	Vaccine	Champion	
Candlemon	?	Data	Rookie	
_____		_____	_____	_____

Note: The Birdramon's Meteor Wing can attack all of your digimons.

 Modem Domain

Getting the mission

Go to Meditation Dome to see the Angemon. He will say that Orgemon told Kim about the Modem Domain. Now you have the Modem Domain mission.

The Modem Domain consists of 8 levels. You will meet Kim at the 7th floor, she will run away. When you reached the 8th level, you will need to fight three Boss and later Kim. Together you will need to fight 6 Boss digimons. Bring HP-Disks and MP-Disks to make your mission easier. This domain will be Data typed domain.

Levels: 8

Objective: Defeat Kim and boss digimon

Description: You will have to defeat the boss digimon before you could battle Kim so bring HP-Disks and MP-Disks.

Digimons:	Level:	Type:	Stage:
Patamon	2	Data	Rookie
Crabmon	1	Data	Rookie
Candlemon	3	Data	Rookie
Floramon	3	Data	Rookie
Gabumon	3	Data	Rookie
Gotsumon	3	Data	Rookie
Palmon	4	Data	Rookie
Candlemon	5	Data	Rookie
Candlemon	5	Data	Rookie
Drimogemon	11	Data	Champion
Elecmon	5	Data	Rookie
Boss:			
Saberdramon	?	?	Champion
Greymon (Boss)	?	Vaccine	Champion
Toy Agumon	?	Vaccine	Rookie
Kim's Digimons:			
Wizardmon	?	Data	Champion
Seadramon	?	?	Champion
Akatorimon	?	?	Champion

You will get a Titanium Core but you must buy the Pegasus engine to use this Titanium Core. The engine cost the most, the cost is 20 000BITS.

Kim's Akatorimon is like Cockatrimon. You can go to Device Dome after the conversation. The Items there are very expensive. You would need about 50 000BITS to buy all the Digi-Beetle parts.

Blood Knights invasion

Tamers had found out that there are blood knights at the SCSI Domain, Video Domain and Disk Domain. The Blood Knights are lead by Crimson.

Everything is changed in the domains. Levels and digimons had changed making the difficulty to be harder. I suggest going to the domains in this order: SCSI Domain, Video Domain then Disk Domain because SCSI Domain appeared first then Video Domain then Disk Domain.

SCSI Domain

Levels: 6

Objective: Defeat Blood Knights

Description: The digimons and levels are increased greatly.

Difficulty: Very hard

Digimons:	Level:	Type:	Stage:
Biyomon	3	Vaccine	Rookie
Gomamon	3	Vaccine	Rookie
Gabumon	3	Vaccine	Rookie
Gotsumon	3	Vaccine	Rookie
Gazimon	3	Virus	Rookie
Kunemon	3	Virus	Rookie
Dokunemon	3	Virus	Rookie
Candlemon	3	Data	Rookie
Floramon	3	Data	Rookie
Woodmon	11	Virus	Champion
Vegiemon	11	Virus	Champion
Unimon	11	Vaccine	Champion
Tentomon	5	Vaccine	Rookie
Yanmamon	12	Data	Champion
Palmon	5	Data	Rookie
Angemon	11	Vaccine	Champion
ClearAgumon	5	Vaccine	Rookie
Hagurumon	3	Virus	Rookie
DemiDevimon	3	Virus	Rookie
Raremon	12	Virus	Champion
Numemon	11	Virus	Champion
Tsukaimon	5	Virus	Rookie
Blood Knight:			
Darkrizamon	?	Virus	Champion
Bakemon	?	Virus	?
Soulmon	?	Virus	?

| _____ | _____ | _____ | _____ |
The Darkrizamon's Triple Forces can attack all your digimons.

Video Domain

Levels: 7

Objective: Defeat the Blood Knight

Description: Digimons in this domain are very very hard.

Difficulty: Super Duper hard

Digimons:	Level:	Type:	Stage:
Penguinmon	4	Vaccine	Rookie
Penguinmon	4	Vaccine	Rookie
Angemon	11	Vaccine	Champion
ClearAgumon	5	Vaccine	Rookie
ToyAgumon	4	Vaccine	Rookie
SnowAgumon	4	Vaccine	Rookie
ClearAgumon	4	Vaccine	Rookie
Unimon	11	Vaccine	Champion
Tentomon	5	Vaccine	Rookie
Birdramon	12	Vaccine	Champion
Ikkakumon	13	Vaccine	Champion
Mojyamon	12	Vaccine	Champion
Greymon	12	Vaccine	Champion
Apemon	12	Vaccine	Champion
ShimaUnimon	12	Vaccine	Champion
Numemon	11	Virus	Champion
Mushroomon	5	Virus	Champion
Devidramon	12	Virus	Champion
Blood Knight:			
Raremon	?	Virus	Champion
Devimon	?	Virus	Champion
Soulmon	?	Virus	Champion

Head to your next mission.

Disk Domain

Levels: 7

Objective: Defeat the Blood Knights

Description: You will face two bosses here. One is Bertran and the other is Commander Damien who is one of the Blood Knights Officers.

Digimons:	Level:	Type:	Stage:
Gazimon	3	Virus	Rookie
Kunemon	3	Virus	Rookie
Dokunemon	3	Virus	Rookie
Woodmon	11	Virus	Champion
Vegiemon	11	Virus	Champion
Numemon	11	Virus	Champion
Raremon	12	Virus	Champion
Tsukaimon	12	Virus	Champion
Gekomon	13	Virus	Champion
Sukamon	11	Virus	Champion
Red Vegiemon	12	Virus	Champion
Numemon	11	Virus	Champion
Mushroomon	5	Virus	Rookie
Devidramon	12	Virus	Champion
Kuwagamon	12	Virus	Champion
Guardomon	12	Virus	Champion
Darkizamon	12	Virus	Champion
Bertran:			
Vegiemon	?	Virus	Champion
Garurumon	?	Data	Champion
Gabumon	?	Data	Rookie
Commander Damien:			
P-Sukamon	?	Virus	Champion
WaruMonzaemon	?	Virus	Champion
Nanimon	?	Virus	Champion

You will receive "Red Orders"

 Red Orders Quest

Go to your Guard Team and talk to your leader.
 You will show him/her the "Red Orders" and he/she will say about the Archive Ship that people used to go to File Island.

He/she will call you to find Professor Piyotte.
 Go to Device Dome. Head straight. Then go to the right door where the Parts Vendor is. Head right as soon as you reach there. There would be a Metal Bridge there. You will find Professor Piyotte there.

Talk to him and he will call you to catch him three digimons for him. The three digimons are Yanmamon,

Syakomon and Ikkakumon. He advice you to talk to the hunter for the locations of these three digimons. The hunter is in the room just outside here.

The hunter will ask you to give him 1000BITS for telling you the locations. But you can save the money because I will tell you the locations.

You can find Yanmamon at the SCSI Domain.
You can find Syakomon at the Web Domain.
You can find Ikkakumon at the Video Domain.

You can catch all these digimons easily expect Ikkakumon. Birdramon moves two steps per step you made. The best way is to catch the trapped Birdramon which is at Floor 5. Head to the Center of the map.

After you caught them, go back to find Professor Piyotte. Give him the three digimons and he will tell you that he is just testing you ability. You will keep the three digimons you caught.

He will tell you that Ben Oldman will where is the Archive Ship.

After that, return to you Guard Team and talk to your Guard Leader. He/She will say that Ben Oldman is former Blue Falcon Leader. Now you mission is to find Ben Oldman, But a person will come in.

He said that all digimons were infected by a virus including your digimons.

Mystery of the Junks Parts

He person also said the infected digimons are stealing things from the Main Server which is the Junk Parts.

You are banned from going to you Guard Team and the Coliseum to prevent other digimons from getting the virus.

Go to Device Dome to find Professor Piyotte. He will say that the "Wild Code" will help the digimons to recover. You will need to get DNA Patches from digimons with strong will power that is digimons at the Meditation Dome. You will need virus, vaccine and data DNA Patch.

Go to Meditation Dome now. Go to the right door to find WereGarurumon. Talk to him. He will ask you to meditate with him. You started standing that. First a "....." will appear then "Getting sleepy". After that, two options "Yes, I'm tired" and "No, not yet". You can choose Yes now. If you choose No, you will go over the meditate again. I said No for 5 times but nothing new happened. After you chose No, he will give you the Vaccine DNA Patch.

Exit and go to the left door. Talk to the Clockmon and he said he had always wanted a Digivice from Device Dome. Get him one and you will get Data DNA Patch. You are left will one

more. Where is Orgemon?

Talk to Angemon and he will say that a girl took him as her partner. Go to Device Dome and find Kim talk to her to get the Virus DNA Patch.

Go to find Professor Piyotte and give him all the DNA Patches. Head back to your Guard Team and talk to the leader. All is solved thanks to you. But a Security Guard will come in and said that Blood Knights are Spotted at BIOS Domain, Drive Domain and Modem Domain.

BIOS Domain

Levels: 8

Objective: Defeat the Blood Knights

Digimons:	Level:	Type:	Stage:
Candlemon	5	Data	Rookie
Candlemon	5	Data	Rookie
Palmon	4	Data	Rookie
Candlemon	3	Data	Rookie
Floramon	3	Data	Rookie
Drimogemon	11	Data	Champion
Elecmon	5	Data	Rookie
Yanmamon	12	Data	Champion
Palmon	5	Data	Rookie
Kokatorimon	11/12	Data	Champion
Kiwimon	11/12	Data	Champion
Kokatorimon	13	Data	Champion
Kokatorimon	13	Data	Champion
Akatorimon	12	Data	Champion
Centarumon	13	Data	Champion
Ninjamon	12	Data	Champion
Sand Yanmamon	12	Data	Champion
Wizardmon	?	Data	Champion
N-Drimogemon	?	Data	Champion
Centarumon	?	Data	Champion
Blood Knight:			
Clockmon	?	Data	Champion
Drimogemon	?	Data	Champion
Tankmon	?	Data	Champion

IV. Skills and Levels

Skills:

You will learn skills on certain levels. You will learn your champion skills at level 12 if you Digivolve it at level 11. To learn skills faster, just DNA Digivolve them. You will learn the rookie skills of the digimons you combined at level 2 and Champion skills at level 12.

Levels:

Your digimon will stop growing at level 13. Just combine them to reach higher levels. Refer to V. Digivolution.

Here are some skills of digimons:

Agumon ----- Level 1 -- Pepper Breath
Greymon ----- Level 12 - Nova Blast
Metal Greymon -- Level 21 - Giga Blaster, Horn Buster

Patamon ----- Level 1 -- Boom Bubble
Ninjamon ----- Level 12 - Ninjaknifethrow
Starmon ----- Level 12 - Meteor Stream
Wizardmon ----- Level 12 - Thunder Bolt

Veemon ----- Level 1 -- Vee head-butt
VeeDramon ----- Level 12 - V Nova Blast
AeroVeedramon -- Level 12 - V Wing Blade

Crabmon ----- Level 1 -- Scissors magic
Coelamon ----- Level 12 - Fossil Bite

Floramon ----- Level 1 -- Rain of pollen
Kiwimon ----- Level 12 - Pummel Peak

Candlemon ----- Level 1 -- Flame Bomber
Tankmon ----- Level 12 - Hyper Cannon

Wizardmon(trade)- Level 12 - Thunder Ball, Necro magic

Gotsumon ----- Level 1 -- Rock Fist
Icemon ----- Level 12 - Denfence Ray

Gabumon ----- Level 1 -- Blue Blaster
Centarumon ----- Level 12 - Solar Ray

Snow Agumon ----- Level 1 -- Hail Storm, Rock Fist
Frigimon ----- Level 12 - Subzeroicepunch

DemiDevimon ----- Level 1 -- Demi Dart

Megadramon(trade)- Level 21 - Darkside Attack, Wing Blade

Yanmamon ----- Level 12 - Thunder Ray

Palmon ----- Level 4 -- Poison Ivy
Togemon ----- Level 12 - Spread Needles

Gomamon ----- Level 3 -- Marching Fishes

Drimogemon ----- Level 11 -Iron Drill Spin

Elecmon ----- Level 4 -- S Thunder Smack

Tyrannomon ----- Level 12 - Blaze Blast

Angemon ----- Level 11 - Fist of Fate

ClearAgumon ----- Level 4 -- Toy Flame

SnowAgumon ----- Level 4 -- Hail Storm

SnowAgumon(trade)- Level 4 -- Hail Storm, Rock Fist

V. Digivolution

Digivolve makes your digimons stronger and learn new skills. Your digimon digivolve from rookie to champion to ultimate to mega. Your digimons will stop growing at level 13, the only way to make it grow is to DNA Digivolve them. The exp to next level will be 999999999 but even you fight to gain more exp, the exp to next level will not decrease no matter what you do. So far, DNA Digivolution is the only solution I had found. There is no reason why your digimons stop growing at level, thats that. But later I found out that some digimons like the Tankmon(evolve from candlemon) and Kiwimon(evolve from Floramon) can go up to more than Level 12. I don't know the reason but I think that that is affected by the Rankings you had. If you knew the reason, e-mail to me.

Here are some Digivolution of some digimons:

Aero Veedramon

Phoenixmon (0+DP)

Flamedramon

Raidramon (0-7DP)

Patamon

Ninjamon (0-2DP)

Starmon (3-5DP)

Wizardmon (6-7DP)

Angemon (8+DP)

Raidramon

Imperialmon (8+DP)

Veemon(thanks to cloudz)

Veedramon (0-5DP)

Flamedramon (6+DP)

Veedramon(thanks to cloudz)

Aero Veedramon (0-6DP)

VI. DNA Digivolution

Your digimons will stop growing at level 13. Just combine it with other digimons. I have found the solution to it. BUT the problem is that after you combine both, you will get a Level 1 rookie. That makes me very mad. I trained to level 13, combined and it became level 1 but can reach up to level 15. Then you will have to train all over again to level

15. If you combine, it will become level one again. The more you combine the more DP you get. DP will affect the digimons digivolved. The digimons

combined is much stronger. Here's the solution:

Digimon X is Level 13

Digimon Y is Level 13

Combine these two to get a Level 1 digimon that can reach Level 15.

Digimon X is now Level 15

Digimon Z is Level 13.

Combine these two to get a level 1 digimon that can reach Level 17.

Conclusion: Digimons with whatever level when combined to a level 13 digimon will have extra 2 levels. Provided that both digimon is at its maximum level.

Example: Level 13(Max) + Level 13 = Level 13 + 2 = Level 15 (Max level)

Level 15(Max) + Level 13 = Level 15 + 2 = Level 17 (Max level)

So if you want to reach ultimate stage (Lv.21), you must combine 4 times.

It is harder to get Mega stage. Ultimate stage is already very hard to get.

There is another way of combining(thanks to Lim Hwee) Here is the way:

First digimon + Second digimon = Second digimon max level divide by two
= Third digimon

Level 13(max)+ Level 13(max)= Second digimon max level divide by two
= 13 divide by 5= 2.6= 2(always round down)
= Third digimon Max level is 15

I make it easier to understand:

1.Take the second digimon (which to choose as the second digimon to combine)max level divide by 5. Always round down.

2.Add the number calculated to the first digimon's max level.

So if you caught two Metalgreymon(Level 21)at BIOS Domain, you train them up to their max level(Level 27)and combine/fuse them.

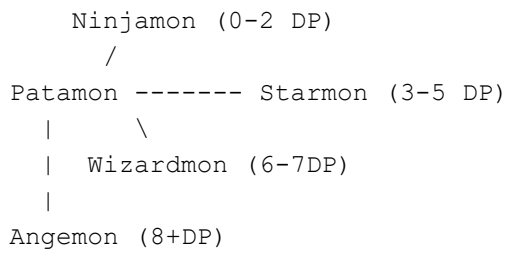
Use the my method which is $27 + (27 \text{ divide by } 5)=27 + 5=32$

See, this is one of the easiest ways to get a Wargreymon!

Note that certain teams only can combine certain type but you can combine all types of digimon at the "Device Dome".

VII. List of digimons you get when combined

My main digimon is Patamon. I always DNA Digivolve it back to Patamon. I recorded the digimons combined to get back Patamon. Ninjamon, Starmon and Wizardmon combination is the same. Here is the Patamon's evolution.



Here is the list of combination (PE=Patamon's evolution):

PE + Centarumon(Gabumon) = Patamon

PE + Tyrannomon(Elecmon) = Patamon

PE + Wizardmon(Patamon) = Patamon

PE + Ninjamon(Patamon) = Patamon

PE + Starmon(Patamon) = Patamon

PE + Angemon(Patamon) = Patamon

PE + Icemon(Gotsumon) = Patamon

Here is the list of other digimons:

Snow Agumon = Greamon + Anumamon(thanks to almac314)

Veemon = Airdramon + Greymon

VIII. Destroying Obstacles

Sometimes you get shocked by a barrier, bit by a bug or step on a mine. Wonder how to prevent that? All these obstacles are different. You need detector to see them and need ammo to shoot them down. There are also big rocks blocking the way. These things except big rocks will cause you to lose some HP.

Bugs

There are four types of bugs. The Bit Bug, EP Bug and Memory Bug and Return Bug. You need to buy the Bug-sweep to detect this. Bugs are the worst thing in the game. Each Bug has different effect on you.

Bit Bug: Eats up 20BITS per step

EP Bug: Eats up 2 EP per step

Memory Bug: Take up one space in you memory

Return Bug: Return 1 of your digimon (random) to your server

You cannot know what type the bug is. Unless you bought BugZaps with you.

Energy Barrier

I heard that there are five colors if barriers, the yellow, green, blue, purple and red. The most common are Yellow and Green Barriers. You must buy special ammos to destroy those barriers, provided with the equipment installed. Here is the list of energy barriers from lousy to strongest: yellow barrier, green barrier, blue barrier, red barrier and then purple.

Mines

Have you stepped on a mine before? These mines appear on land and in treasure box. You can destroy a mine on land but cannot destroy mines in treasure boxes. To throw mines, you must buy a Shovel. You need to buy a Shovel to destroy these mines. The color is always the same for the strength of the mines.

Big Rocks

The colors of the Big Rocks are the same as the Energy Barriers. You need ammos to destroy these big rocks. These walls often blocked your ways making you to turn a big round, wasting EP of your Digi-Beetle. You can destroy them but this will only make you waste your money.

XI. Floor Specialty

Floor specialty will increase the digimons that have the same type of specialty to the floor's attack, defend and others. Boss usually stays on these floors to get advantages. There are many types of floors. Some of these are:

Machine specialty ----- Grey in color
Nature specialty ----- Light green in color
Darkness specialty ---- Black in color
Fire specialty ----- Red in color
Water specialty ----- Blue in color

There is another type which looks like floor specialties except that there are lines in them. These are not floor specialties, these are swamps. There are many types to swamps with different colors. You will take damage if you step on them. To prevent that, you have to buy special tires.

Yellow acid swarm ---- 50 damage
Green acid swarm ----- 100 damage
Blue acid swarm ----- 150 damage
Red acid swarm ----- 200 damage
Purple acid swarm ---- 250 damage

X. Effects

Paralysis

Effect

Attack miss most of the time.

Way to counter this

There is no way to counter this unless you use Anti-Freeze

Confuse

Effect

Your confused digimon will attack itself or your digimons but will never attack your enemies.

Way to counter this

You can cure with Anti-Mixup. Use Interference attack to counter this.

Poison

Effect

Your digimon will attack itself if it is going to be KOed.
(thanks to choon hong)

Way to counter this

You can only heal with AntiDote

XI. Trading at Digimon Center

You can trade digimons with the person near the computers in the Digital City at Digimon Center. Talk to her to trade digimons with her. You must bring the digimons you want to trade with you. After you trade the person will say that their digimons had not grown up. Trade digimons have special skills.

Here is the list of trades:

Toy Agumon(vaccine rookie) for Snow Agumon(vaccine rookie)

Carbmon(data rookie) for Wizardmon(data champion)

This trade is only during the Blood Knights invasion

Numemon(virus champion) for Megadramon(virus ultimate)

Garurumon(data champion) for MagnaAngemon(data ultimate)
(Thanks to jacklow83)

Nise Drimogemon for Metal Mamemon (Thanks to jacklow83)

Dark Tyrannomon for Myotismon (not sure) (Thanks to jaclow83)

XII. List of items

Healing and Curing Items

Item	Cost (Bits)	Effect
HP Disk-1	200	Heal 40 HP on 1 digimon
HP Disk-2	400	Heal 80 HP on 1 digimon
HP Disk-3	800	Heal 180 HP on 1 digimon
MP Disk-1	300	Heal 40 MP on 1 digimon
MP Disk-2	600	Heal 80 MP on 1 digimon
MP Disk-3	1200	Heal 160 MP on 1 digimon
HP Driver-1	500	Heal 40 HP on all your digimons
HP Driver-2	1000	Heal 80 HP on all your digimons
HP Driver-3	2000	Heal 160 HP on all your digimons
MP Driver-1	600	Heal 40 MP on all your digimons
MP Driver-2	1200	Heal 80 MP on all your digimons
MP Driver-3	2400	Heal 160 MP on all your digimons
EP-Pack	100	Recover 100 EP for Digi-Beetle
Parts Fix	600	Fix one broken Digi-Beetle part
Mech Fix	500	Recover 100 HP for Digi-Beetle
Anti-Dote	300	Cure poisoning
Anti-freeze	300	Cure paralysis

AntiMixup	300	Cure confusion
Power Disk	1000	Recover status
Data-HPROM	300	Full HP: 1 Data digimon
Data-MPROM	300	Full MP: 1 Data digimon
Data-RVROM	900	Revive 1 Data digimon
Vac-HPROM	300	Full HP: 1 vaccine digimon
Vac-MPROM	300	Full MP: 1 vaccine digimon
Vac-RVROM	900	Revive 1 vaccine digimon
Vir-HPROM	300	Full HP: 1 virus digimon
Vir-MPROM	300	Full MP: 1 virus digimon
Vir-RVROM	900	Revive 1 virus digimon
Data Steel	300	Data Raybomb: Boost Def. Pwr
Data Macho	300	Data Raybomb: Boost Off. Pwr
Vac. Steel	300	VaccineRaybomb: Boost Def. Pwr
Vac. Macho	300	VaccineRaybomb: Boost Off. Pwr
Virus Steel	300	Virus Raybomb: Boost Def. Pwr
Virus Macho	300	Virus Raybomb: Boost Off. Pwr

Important Items

Item	Description
Tamer-Lic.	Proof of Tamer License
DB-Browser	Get access to Digi-Beetle and Server
BlueF-Mark/ GoldH-Mark/ DarkS-Mark	Sign of Blue Falcon/Gold Hawk/Dark Sword Guards
DynamoPart	A very old Dynamo Part
Entry Pass	Gives access to Coliseum
Converter	A very old converter
Titan Core	Titanium for Titan body
Red Orders	Order to find Archive Ship
Message-1	Get Ikkaku, Yanmamon and Syakomon

VAC. Patch	VACCINE Digital DNA Patch
VIR. Patch	VIRUS Digital DNA Patch
DATA. Patch	DATA Digital DNA Patch
Wild Code	Limits Digimon's Wild instincts
Gyro Radar	A very old Radar part

XIII. Digi Beetle Parts

Parts

Name of part	Cost (BITs)	Effect
Bug Zapper	3000	Zap Bit, EP, Return and Memory Bugs
MissileGun	3000	Mag., Drill, Wave missile
R-cannon-1	2000	Fires Off. Level C Raybomb
MineSWEEP-1	1000	Sensor Level E: Minetrap
BugSWEEP-1	2000	Sensor Level C: Bug Nest

Engine

Name of Part	Cost (BITs)	Effect
Wolf EG-1	1000	HP 800
Lion EG-1	2500	HP 1200
Tiger EG-1	5000	HP 1600
Pegasus EG-1	20 000	HP 2000
Griffin EG-1	30 000	HP 2400

Battery

Name of Part	Cost (BITs)	Effect
--------------	-------------	--------

CrabBat-1	500	EP 100
TurtleBat-1	1000	EP 1000
SharkBAT-1	3000	EP 2000

Memory

Name of Part	Cost (BITs)	Effect
Ant RAM	300	4 Digimons in Digi-Beetle
Wasp RAM	5000	5 Digimons in Digi-Beetle
Spider RAM	7000	6 Digimons in Digi-Beetle

Tool Box

Name of Part	Cost (BITs)	Effect
Dodo Box	500	8 items in Digi-Beetle
Crow Box	3000	16 items in Digi-Beetle
Crane Box	6000	24 items in Digi-Beetle

Tires

Name of Part	Cost (BITs)	Effect
Ring Tires	2000	No damage against yellow acid
ChainTIRES	4000	Do damage against green acid

Disarm Treasure Box Traps

Name of Part	Cost (BITs)	Effect
MechHAND	1000	Disarm treasure box 1
MagnethAND	2000	Disarm treasure box 2
FantomHAND	4000	Disarm treasure box 3

Disarm Mines

Name of Part	Cost (BITs)	Effect
Shovel ARM	3000	Disarm yellow mines

Drill ARM	5000	Disarm green mines
-----------	------	--------------------

XIV. Ammo

Here is the list of ammos:

Electrospore

Name of Part	Cost (BITs)	Effect
Mag.Miss-1	300	Destroy Yellow Electrospore
Mag.Miss-2	600	Destroy Green Electrospore
WaveMiss-1	500	Destroy yellow Electrospore/Big rock

Big Rocks

Name of Part	Cost (BITs)	Effect
DrillMiss1	300	Destroy Yellow Big Rocks
DrillMiss2	600	Destroy Green Big Rocks
WaveMiss-1	500	Destroy yellow Electrospore/Big rock

Bug Zap

Name of Part	Cost (BITs)	Effect
BitBugZap1	300	Zap Bit Bug Power level: C
EPBugZap1	300	Zap EP Bug Power level: C
RetBugZap1	300	Zap Return Bug Pwr level: C
MemBugZap1	300	Zap memory Bug Pwr level: C
SupBugZap1	500	Zap all bugs

XV. Gifts

You need gifts to catch digimons. You can find all these gifts

at the Device Dome but some only can be found in domains.

Device Dome

Name of Gift	Cost (BITs)	Effect
Card Game	100	Grade E: Data digimon
Digivice	250	Grade D: Data digimon
Wristwatch	100	Grade E: Vaccine digimon
CD player	250	Grade D: Vaccine digimon
Kickboard	100	Grade E: Virus digimon
Skateboard	250	Grade D: Virus digimon

Gifts that cannot be bought

Name of Gift	Cost (BITs)	Effect
Toy Boat	?	Grade D: All digimon
Toy Car	500	Grade E: All digimon

File Island

Name of Gift	Cost (BITs)	Effect
Toy Plane (Thanks to Mak180 & Cloudz)	8000	Grade A: All digimon

XVI. Catching digimons

You must catch digimons to make your journey easier. You need gifts to catch digimons. The gifts had a grade. The higher the better. Each gift is

for different type of digimons: vaccine, virus or data. There are some gifts that can catch all types, like the Toy Plane. You can Toy Car a gift

for all types of digimons in domains like BIOS Domain and Web Domain. Different Guard teams sell different gifts. You can use one gift to catch

pairs but provided that the gift must have high level. (thanks to Ryan May)

Here's the step for catching a digimon.

-Buy gifts from Guard Teams and make sure you transfer the item from

your
server to your Digi-beetle

-Go to domains to begin your catch.

-When you saw the digimons you wanted, press the square button to view the digimon's status.

-Press X to give the gifts to the digimon but make sure that it matches the type of digimon you want to catch.

-Finally give the digimon the gifts.

-There would be a heart on the digimon's head. The bigger the better.

-After that, battle the digimon. You must win the battle.

-If there is not a heart on the digimon's head, throw more until you get one.

-Pair digimons must have at least two gifts to get one heart.

-To catch a digimon in pairs defeat the digimon you want last.

-Stronger digimons will need better gifts.

Gifts bought

Blue Falcon - Card Game - Grade E - Data type
- Digivice - Grade D - Data type

Gold Hawk - Wristwatch - Grade E - Vaccine type
- CD Player - Grade D - Vaccine type

Dark Sword - Kickboard - Grade E - Virus type
- Skateboard - Grade D - Virus type

XVII. Coliseum

Battle here to get better ranks but remember that you must pay to enter. Digimons in your Digi-line is the digimons you will use to battle. Some time you will receive items for your victory. Your Rank start from Beginner.

Match	Rank	Rank name	Cost (BITS)	Item received	Effect
1	2	Amateur	500	HP Driver-1	Heal 40 HP All
2	3	Rookie	1000	Toy Boat	Gift: Grade D All
3	4	Normal	1500	DNAup-Chip	Up 1 digimon level
4	5	Pro	2000	Toy plane	Gift: Grade B All
_____	_____	_____	_____	_____	_____

Match 1 - Round 1 - ToyAgumon, Patamon, Gizamon
- Round 2 - Gearmon, Gizamon, Kunemon
- Round 3 - Tentomon, Biyomon, Gearmon

Match 2 - Round 1 - Elecmon, Gotsumon, Palmon
- Round 2 - Otamamon, DemiDevimon, Gazimon
- Round 3 - Raremon, Gabumon, Penguinmon

Match 3 - Round 1 - Drimogemon, Unimon, Birdramon
- Round 2 - Airdramon, Gururumon, Unimon
- Round 3 - Piddomon, Pointmon, Mushroomon

Match 4 - Round 1 - Debbie - MoriShellmon, Mojyamon, Togemon
- Round 2 - Chris Conner - Bakemon, Woodmon, Soulmon
- Round 3 - Doug Duem - Tyrannomon, Centarumon, Monochromon

XVIII. Frequently Asked questions

1. Why my digimons stop growing at Level 13?
I don't know the reason but refer to V Digivolution.
2. Why is the evolution of digimons different each time?
Digivolution is affected the number of DP your digimons had.
3. How to get DP?
DNA Digivolve the digimon.
4. Why the items I bought disappeared?
The items you bought is in the server, you have to take it out.
5. Where can I save my game?
You can save your game in the World Map or in Digital City.
6. Why is there no hearts on the digimon's head where I gave it a gift?
Stronger digimons or pairs need more than two gifts to get a heart on its head.
7. Why did the Metal Greymon disappeared from BIOS Domain?
Metal Greymon will disappear if you beat the boss there.
8. What are Rankings used for?
I don't know.
9. What can I get from Rankings?
I don't know.

XIX. Digimon List

Some digimons are found after Blood Knights Invasion

Airdramon

Type: Vaccine
Stage; Champion
Location: No where to be found
Skill: Don't know

Agumon

Type: Vaccine

Stage: Rookie

Location: No where to be found

Skill: Attack: Pepper Breath

Akatorimon

Type: Data

Stage: Champion

Location: BIOS Domain

Skill: Attack: Blaze Blast

Assist: Zip Boom

Angemon

Type: Vaccine

Stage: Champion

Location: Video Domain

Skill: Attack: Fist of Fate

Apemon

Type: Vaccine

Stage: Champion

Location: Video Domain

Skill: Attack: Mega Bone (Thanks to jian_chao)

Bakemon

Type: Virus

Stage: Don't know

Location: No where to be found

Skill: Attack: Evil curse

Betamon

Type: Virus

Stage: Rookie

Location: SCSI Domain, Disk Domain and Web Domain

Skill: Attack: Electricity

Biyomon

Type: Vaccine

Stage: Rookie

Location: SCSI, Video, and Drive Domain and SCSI Domain.

Skill: Attack: Spiral Twister (Thanks to jian_chao)

Birdramon

Type: Champion

Stage: Champion

Location: Video Domain

Skill: Attack: Meteor Wing

Candlemon

Type: Data
Stage: Rookie
Location: BIOS Domain, Modem Domain, SCSI Domain and
BIOS Domain
Skill: Attack: Flame Bomber

Centarumon

Type: Data
Stage: Champion
Location: BIOS Domain
Skill: Attack: Solar Ray

ClearAgumon

Type: Vaccine
Stage: Rookie
Location: Drive Domain and Video Domain
Skill: Attack: Toy Flame
Assist: Small HP Cure

Cockatrimon

Type: Virus
Stage: Don't know
Location: Video Domain Boss
Skill: Attack: Stun Flame Shot (Thanks to jian_chao)

Crabmon

Type: Data
Stage: Rookie
Location: SCSI Domain, BIOS Domain and Modem Domain
Skill: Attack: Scissor Magic

Darkrizamon

Type: Don't know
Stage: Don't know
Location: No where to be found
Skill: Attack: Triple Forces

DemiDevimon

Type: Virus
Stage: Rookie
Location: Disk Domain, Web Domain and SCSI Domain
Skill: Attack: Demi Dart

Devimon

Type: Virus
Stage: Champion
Location: No where to be found
Skill: Attack: Evil Curse

Devidramon

Type: Virus
Stage: Champion

Location: Video Domain, Disk Domain

Skill: Attack: Crimson Claws

Dokunemon

Type: Virus

Stage: Rookie

Location: Web Domain, SCSI Domain and Disk Domain

Skill: Attack: Electro Thread

Drimogemon

Type: Data

Stage: Champion

Location: Modem Domain, SCSI Domain, BIOS Domain

Skill: Attack: Iron Drill Spin

Elecmon

Type: Data

Stage: Rookie

Location: Modem Domain, BIOS Domain

Skill: Attack: S-Thunder Smack

Flarerizamon

Type: Vaccine

Stage: Rookie

Location: No where to be found

Skill: Attack: Blaze Blast

Florammon

Type: Data

Stage: Rookie

Location: BIOS Domain, SCSI Domain, Disk Domain

Skill: Attack: Rain of Pollen

Gabumon

Type: Data

Stage: Rookie

Location: SCSI Domain, BIOS Domain, modem domain and
SCSI Domain

Skill: Attack: Blue Blaster

Gazimon

Type: Virus

Stage: Rookie

Location: Disk Domain, Web Domain, SCSI Domain, Disk Domain

Skill: Attack: E-Stun Blast

Gekomon

Type: Virus

Stage: Champion

Location: Disk Domain

Skill: Attack: Sonic Cruncher (thanks choon hong)

Gesomon

Type: Virus
Stage: Don't know
Location: No where to be found
Skill: forgotten

Gizamom

Type: Virus
Stage: Rookie
Location: SCSI Domain and Web Domain
Skill: Attack: Spiral Edge

Goburimon

Type: Virus
Stage: Rookie
Location: Disk Domain and Web Domain
Skill: Attack: Bolt Strike (Thanks to jian_chao)

Gomamon

Type: Vaccine
Stage: Rookie
Location: Drive Domain and SCSI Domain
Skill: Attack: Marching Fishes

Gotsumon

Type: Data
Stage: Rookie
Location: BIOS Domain and Modem Domain
Skill: Attack: Rock Fist

Greymon

Type: Vaccine
Stage: Champion
Location: Video Domain
Skill: Attack: Nova Blast

Guardromon

Type: Virus
Stage: Champion
Location: Disk Domain
Skill: Attack: Protect Grenade

Gururumon

Type: Vaccine
Stage: Champion
Location: Video Domain
Skill: Forgotten

Hagurumon

Type: Virus
Stage: Rookie

Location: SCSI Domain, Web Domain and SCSI Domain
Skill: Attack: Darkness Gear

Ikkakumon

Type: Vaccine
Stage: Champion
Location: Video Domain
Skill: Harpoon Torpedo (Thanks to jian_chao)

Kentarumon

Type: Virus
Stage: Champion
Location: No where to be found
Skill: Forgotten

Kiwimon

Type: Data
Stage: Champion
Location: BIOS Domain
Skill: Attack: Pummel Peak

Kokatorimon

Type: Data
Stage: Champion
Location: BIOS Domain
Skill: Attack: Stun Flame Shot

Kunemon

Type: Virus
Stage: Rookie
Location: Web Domain, SCSI Domain, Disk Domain
Skill: Attack: Electro Thread

Kuwagamon

Type: Virus
Stage: Champion
Location: Disk Domain
Skill: Attack: Scissor Claw

Metal Greymon

Type: Vaccine
Stage: Ultimate
Location: BIOS Domain
Skill: Attack: Giga Blaster
Assist: Horn Busster

Megadramon

Type: Virus
Stage: Ultimate
Location: No where to be found
Skill: Attack: Darkside Attack
Assist: Wing Blade

Mojyamon

Type: Vaccine
Stage: Champion
Location: Video Domain
Skill: Attack: Icicle Punch

Monochromon

Type: Data
Stage: Champion
Location: No where to be found
Skill: Attack: Blaze Blast

MoriShellmon

Type: Don't know
Stage: Champion
Location: No where to be found
Skill: Forgotten

Mushroomon

Type: Virus
Stage: Rookie
Location: Disk Domain
Skill: Attack: Rain of Pollen(thanks to choon hong)
Assist: Fungus Cruncher

Ninjamon

Type: Data
Stage: Champion
Location: BIOS Domain
Skill: Counter Attack Ninjaknifethrow

Numemon

Type: Virus
Stage: Champion
Location: SCSI Domain, Video Domain, Disk Domain
Skill: Attack: Party Time

Octmon

Type: Virus
Stage: Don't know
Location: No where to be found
Skill: Attack: Ink

Otamamon

Type: Virus
Stage: Rookie
Location: Web Domain
Skill: Attack: Stun Bubble (cause confuse)

Palmon

Type: Data
Stage: Rookie
Location: Modem Domain, SCSI Domain, BIOS Domain
Skill: Attack: Poison Ivy (will cause poison)

Patamon

Type: Data
Stage: Rookie
Location: BIOS Domain and Modem Domain
Skill: Attack: Boom Bubble

Penguinmon

Type: Vaccine
Stage: Rookie
Location: Video Domain
Skill: Attack: Super Slap

Pointmon

Type: Don't know
Stage: Champion
Location: No where to be found
Skill: Attack: Forgotten

Raremon

Type: Virus
Stage: Champion
Location: SCSI Domain and Video Domain
Skill: Counter Attack: Buffalo Breath

Red Vegiemon

Type: Virus
Stage: Champion
Location: Disk Domain
Skill: Assist: Rotten Rain Ball (thanks to choon hong)

Saberdramon

Type: Vaccine
Stage: Champion
Location: No where to be found
Skill: Forgotten

Sakomon

Type: Virus
Stage: Rookie
Location: No where to be found
Skill: Forgotten

Sand Yanmamon

Type: Data
Stage: Champion
Location: BIOS Domain
Skill: Attack: Stun Ray

Assist: Pummel Peak

Seadramon

Type: Vaccine
Stage: Champion
Location: No where to be found
Skill: Attack: Water Splash

ShimaUnimon

Type: Don't know
Stage: Champion
Location: Video Domain
Skill: Forgotten

Snow Agumon

Type: Vaccine
Stage: Rookie
Location: Drive Domain
Skill: Attack: Hail Storm

Snow Goburimon

Type: Virus
Stage: Champion
Location: SCSI Domain, Disk Domain and Web Domain
Skill: Attack: Bolt Strike (Thanks to jian_chao)

Soulmon

Type: Virus
Stage: Don't know
Location: No where to be found
Skill: Attack: Evil Touch

Starmon

Type: Data
Stage: Champion
Location: No where to be found
Skill: Counter Attack: Meteor Stream

Sukamon

Type: Virus
Stage: Champion
Location: Disk Domain
Skill: Don't know

Syakomon

Type: Virus
Stage: Rookie
Location: Web Domain, Disk Domain
Skill: Attack: Black Pearl Shot

Tapirmon

Type: Vaccine
Stage: Rookie
Location: SCSI Domain, Video Domain and Drive Domain
Skill: Attack: Waking Dream

Tentomon

Type: Vaccine
Stage: Rookie
Location: Video Domain, Web Domain, Drive Domain,
SCSI Domain and Video Domain
Skill: Attack: Electro Shocker

Togemon

Type: Data
Stage: Champion
Location: No where to be found
Skill: Forgotten

Tsukaimon

Type: Virus
Stage: Rookie
Location: SCSI Domain, Disk Domain
Skill: Attack: Friendly Fire

Tyrannomon

Type: Data
Stage: Champion
Location: No where to be found
Skill: Attack: Blaze Blast

Unimon

Type: Vaccine
Stage: Champion
Location: Drive Domain, SCSI Domain and Video Domain
Skill: Attack: Air Attack

Veemon

Type: Vaccine
Stage: Rookie
Location: No where to be found
Skill: Attack: Vee Head Butt

Veedramon

Type: Vaccine
Stage: Champion
Location: No where to be found
Skill: V-Nova Blast

Vegiemon

Type: Virus
Stage: Champion
Location: Web Domain, SCSI Domain, and Disk Domain

Skill: Attack: Party Time

Wizardmon

Type: Data

Stage: Champion

Location: BIOS Domain

Skill: Attack: Thunder Bolt

Woodmon

Type: Virus

Stage: Champion

Location: Web Domain, SCSI Domain, and Disk Domain

Skill: Attack: Twig Tap

Yanmamon

Type: Data

Stage: Champion

Location: SCSI Domain, BIOS Domain

Skill: Attack: Thunder Ray

XX. Credits/Disclaimer

This walkthrough is copyright 2001 by Wah Chin Han. You may print this guide for personal use. If you want to put my walkthrough in your web, e-mail to me or if there are errors in my guide, feel free to e-mail to me. If you know something I don't know, you can also e-mail to me. I had only allowed GameFaqs to publish my guide so far. I will be updating all of the sections as soon as possible. IF YOU KNOW ANY THING I DON'T KNOW
E-MAIL ME!!!

Credits

- GameFaqs for publishing my guide
- psxcodez for publishing my guide
- Neoseeker for publishing my guide
- Bandai for creating this game
- My brother for telling my some digimons I had forgotten and getting the Veemon.
- Sim Choon Hong and his brother for telling me the name the bosses I had forgotten. For telling me the skills of some digimons
- Sim Choon Hong again because he had really helped me a lot
- Lim Hwee for correcting my DNA Digivolution solution
- Ryan May for telling me that pair can also be caught using one gift
- Almac314 for telling me how to combine to get a Snow Agumon
- Mak180 for telling me that I can buy Toy Plane at File Island
- Cloudz for correcting the Grade level of the Toy Plane, cost of Toy Plane and the digivolution of Veemon
- Jacklow83 for telling me 3 trades at Digimon Center
- Jian_chao for telling me skills of digimons I forgotten
- Me (not myself) for telling me Rank 1 name and item
- Everyone who read my guide.

This document is copyright Chin Han and hosted by VGM with permission.