
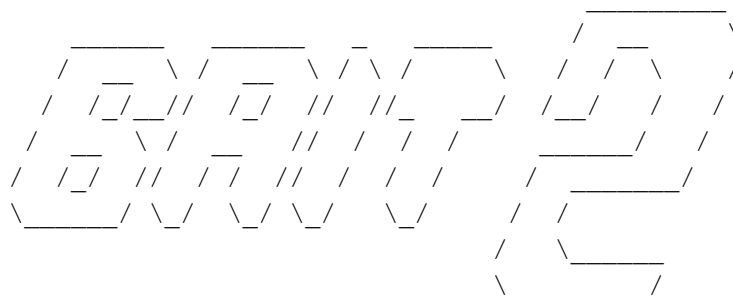
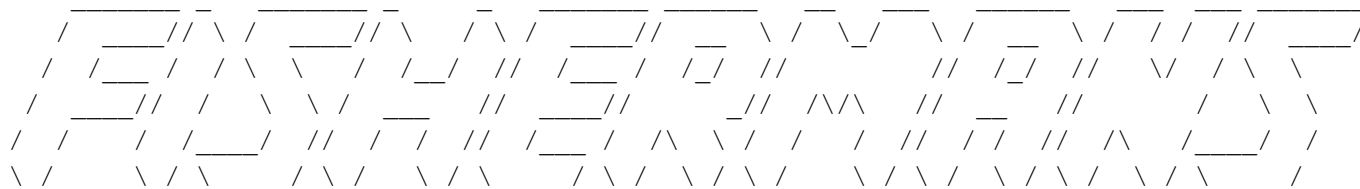


Fisherman's Bait 2: Big Ol' Bass BIG OL'BASS FAQ LIVEWELL COLLECTIONS

by Duo Maxwell

Updated to v4.0 on Dec 27, 2000

Date: Wed, 27 December 2000 03:16:00



FISHERMAN'S BAIT 2 : BIG OL'BASS FAQ LIVEWELL COLLECTIONS v4.0
for Sony Playstation
by Stinger 3:16

This FAQ is for private and personal use. It can only be reproduced electronically, and if placed on a web page or site, may be altered as long as this disclaimer and the copyright notice appear unaltered and in full. This FAQ is not to be used for profitable or promotional purposes, etc. Please do not use this FAQ on your website without asking my permission first. And don't take some part or whole part of this walkthrough and put your names on it. I don't made this walkthrough for some damn plagiarist put their names on it. I work hard on making this walkthrough, so please don't rip-off my work.

Fisherman's Bait 2 : Big Ol'Bass is (c) Konami Sports Series.

****ATTENTION****

1. For Webmaster

If you want to post my faq in your site, please ask me for permission first. I guarantee that I will give you that permission. However, I have some terms

that you must fulfill, which is :

- You don't sell it away or give it for some kind of bonus
 - You don't change anything inside my faq, that's including my name as the author and my disclaimer.
 - You must check for any new updates from <http://www.cheatcc.com> at least once in a month for a new games, or once in 2-3 months for an old games.
- That's all. I'm not asking much and it's not hard to do, so please do that.

2. For Reader

If you want to ask me a question, don't forget to put the game's name in the subject field. I had told this in author's note, but I keep receiving some mail without subject. It's not so hard to do that, right?

Oh yeah, never say this in your mail "Sorry to waste your time for reading my mail". You're NOT wasting my time. Trust me. I like reading your mail (except those a**holes that send me flames and hate mail) and helping you (if I can).

One last thing, from now on I will not reply any flames and hate mail. It's only a waste of time.

That's all. I hope you like my faq and can find some useful info.

=====

T A B L E O F C O N T E N T S

=====

- 01. R E V I S I O N H I S T O R Y
- 02. B A S I C M O V E S
- 03. H O W T O C A T C H A F I S H ?
- 04. L U R E S
- 05. W O R L D M O N S T E R F I S H I N G T O U R N A M E N T
 - 1. U S A S T A G E
 - 2. J A P A N S T A G E
 - 3. C O M O R O S S T A G E
 - 4. U K S T A G E
 - 5. E G Y P T S T A G E
 - 6. B R A Z I L S T A G E
 - 7. C H I N A S T A G E
- 06. L I V E W E L L C O L L E C T I O N S
- 07. M I S C. S T U F F
- 08. G A M E S H A R K C O D E S
- 09. S P E C I A L T H A N K S
- 10. C R E D I T S
- 11. L I S T O F T H E D A M N E D
- 12. I M P O R T A N T N O T E
- 13. A U T H O R ' S N O T E

=====

01. R E V I S I O N H I S T O R Y

=====

VERSION 4.0 (27 December 2000)

Minor update.

VERSION 3.0 (02 JANUARY 2000)

Adding Livewell Collections No.06 which is Catfish (BIWA) and where to found the fish. Thanks to Edward & Teresa. Finally complete The Livewell Collections.

VERSION 2.0 (01 JANUARY 2000)

Adding Livewell Collections No.06 which is Catfish (BIWA) and CREDITS section.

VERSION 1.0 (29 JANUARY 1999)

First release. Contains FAQ about Fisherman's Bait 2 including the World Monster Fishing tournament and Fisherman's Bait 2 Livewell Collections with over 30 fishes.

=====

02. B A S I C M O V E S / D E F A U L T

=====

ANALOG CONTROLLER

Circle or X = Casting Power
L or R = Release/Adjust Tension
Left Stick = Direction Moves
Right Stick = Reel

STANDARD CONTROLLER

Circle or X = Casting Power
Circle or X = Reel
L or R = Release/Adjust Tension
Directional Pad = Direction Moves

=====

03. H O W T O C A T C H A F I S H ?

=====

01. First select a lure. Press up or down to change the lure's color.
02. Press left or right to choose direction. Pay attention to the fish spot.
03. Press X or Circle to cast.
04. Use X or Circle to set the casting power.
05. Rotate the right stick or press X/Circle to move the lure properly. The movement of the lure is shown in the small window on the top left.
06. The window color changes when the fish bites.
07. If you get hit, tip the left stick down and rotate the right stick. Or tap down and press X or Circle simultaneously on your controller.
08. If the fish bites your lure, reel it using left stick while keep rotate the right stick.
09. Pay attention to the tension meter on the right of the screen. Adjust the tension by pressing L or R when the tension is going up. You can see it the color is changing into red.
10. Keep on reel until you caught the fish. You can see the fish in the livewell

by pressing L or R and choose Livewell.

=====
04. L U R E S
=====

01. Popper : Lure that looks like a small fish or frog. It floats at the surface of the water. Pull the force to make noise and splashes to attract the Bass's Attention.
02. Pencil Bait : It floats at the water surface. Use shorts, quick movements to mimic a small fish swimming.
03. Metal Jug : A lure made of metal. With it's high sinkability, it is very effective when fishing at deep reservoirs and natural lakes in winter.
04. Minnow : Mimics a tiny fish swimming. This lure maintains it's level underwater if allowed to drift and sinks slowly when you reel in.
05. Crank Bait : Lure that sinks when it's pulled. The lure floats if allowed to drift. Quick pulls make the lure zig zag underwater.
06. Vibration : This lure vibrates when it's pulled. It sinks if allowed to drift. When you pull, it moves with vibration and noise.
07. Spinner Bait : This lure stimulates the Bass's Curiosity with it's spinning blade. Reeling in steadily is crucial.
08. Jerk Bait : Small fish lure made of rubber. When pulled, it moves as if transformed. Wait until it sinks slowly to target depth and then start pulling.
09. Worm : Worm - like lure made of rubber. Moves up and down as it struggles at the bottom of the lake and attract the Bass's attention.
10. Grub : Grub-like lure. It's large fin sways back and forth in the water. Attract Bass by pulling it along the bottom.

=====
05. W O R L D M O N S T E R F I S H I N G T O U R N A M E N T
=====

1. USA Stage

- The Challenge : Catch any fish over 20 lb. in total.
The fishes are : a. Patriot Bass
b. Stealth Ray
c. Turquoise
d. Peace Perch

2. JAPAN Stage

- The Challenge : The 3 biggest fish must exceed 14 lb. in total.
Target : OH-KA
The fishes are : a. Oh-Ka

- b. Fuji-Yakko
- c. Shadow Assassin

3. COMOROS Stage

The Challenge : Catch a Coelacanth weighing at least 440 lb.
 The fishes are : a. Coelacanth
 b. Hallucination
 c. Moonlight Rose

After you finished the first three stage, a three new one will be available.

4. UK Stage

The Challenge : The three biggest fish must exceed 33 lb. in total.
 Target : Jack Anarchy
 The fishes are : a. Luminous Hunter
 b. Jack Anarchy
 c. Scotch Trout
 d. Big Ben

5. EGYPT Stage

The Challenge : Catch a Pharaoh Perch weighing at least 660 lb.
 The fishes are : a. Pharaoh Perch
 b. Mummy
 c. Death Mask

6. BRAZIL Stage

The Challenge : The three biggest fish must exceed 35 lb. in total.
 The fishes are : a. Jyacale Asue
 b. Peacock Bass
 c. Jungle Back
 d. Piranha Grande

After you finished the second three stage, final stage will be in China.

7. CHINA Stage

The Challenge : Catch the monster
 Target : Rong-Yuigh
 The fishes are : a. Rong-Yuigh
 b. Byakko Fish
 c. Koo-Rong Bass

=====

06. LIVEWELL COLLECTIONS

=====

| NO | NAME | FOUND IN | MY RECORDS | | |
|----|------|----------|------------|--------|---------|
| | | | WEIGHT | LENGTH | MONSTER |
| | | | | | |
| | | | | | |
| | | | | | |

| | | | | | | |
|-------|-----------------|----------------|----------|--------|---------|-------|
| 01 | Largemouth Bass | Any Usual Lake | 7'47 lb | 1'10" | | |
| 02 | Blue Gill | Any Usual Lake | 1'03 lb | 0'70" | | |
| 03 | Raibow Trout | Any Usual Lake | 4'99 lb | 1'50" | Monster | |
| 04 | Snakehead | Any Usual Lake | 5'71 lb | 1'50" | Monster | |
| 05 | Cat Fish | Any Usual Lake | 5'55 lb | 1'50" | Monster | |
| 06 | Cat Fish (BIWA) | Beaver Lake | 5'37 lb | 1'60" | | |
| 07 | Patriot Bass | USA Stage | 9'29 lb | 2'10" | Monster | |
| 08 | Stealth Ray | USA Stage | 5'90 lb | 1'60" | | |
| 09 | Turquoise | USA Stage | 5'51 lb | 1'90" | | |
| 10 | Peace Perch | USA Stage | 0'98 lb | 0'70" | | |
| 11 | Oh-Ka | JAPAN Stage | 6'03 lb | 1'06" | | |
| 12 | Fuji-Yakko | JAPAN Stage | 5'09 lb | 1'04" | Monster | |
| 13 | Shadow Assasin | JAPAN Stage | 4'77 lb | 1'50" | Monster | |
| 14 | Coelacanth | COMOROS Stage | 454 lb | 6'00" | Monster | |
| 15 | Moonlight Rose | COMOROS Stage | 10'68 lb | 2'30" | Monster | |
| 16 | Hallucination | COMOROS Stage | 10,77 lb | 2'30" | Monster | |
| 17 | Piranha Grande | BRAZIL Stage | 11'60 lb | 2'40" | | |
| 18 | Jyacale Asue | BRAZIL Stage | 10'51 lb | 2'20" | | |
| 19 | Peacock Bass | BRAZIL Stage | 8'04 lb | 2'20" | | |
| 20 | Jungle Back | BRAZIL Stage | 9'63 lb | 2'60" | | |
| 21 | Luminous Hunter | UK Stage | 12'95 lb | 2'50" | | |
| 22 | Jack Anarchy | UK Stage | 13'78 lb | 2'80" | Monster | |
| 23 | Scotch Trout | UK Stage | 4'65 lb | 1'30" | Monster | |
| 24 | Big Ben | UK Stage | 6'47 lb | 2'10" | | |
| 25 | Pharaoh Perch | EGYPT Stage | 835 lb | 8'80" | Monster | |
| 26 | Mummy | EGYPT Stage | 2'72 lb | 1'20" | | |
| 27 | Death Mask | EGYPT Stage | 4'28 lb | 1'30' | Monster | |
| 28 | Rong-Yuigh | CHINA Stage | 1499 lb | 12'10" | Monster | |
| 29 | Byakko Fish | CHINA Stage | 8'08 lb | 1'10" | | |
| 30 | Koo-Rong Bass | CHINA Stage | 6'71 lb | 1'10" | | |
| _____ | _____ | _____ | _____ | _____ | _____ | _____ |

=====

07. M I S C. S T U F F

=====

1. In the Tournament Mode after you complete Pine Lake, Beaver Lake, Willow Lake and enter the best of seven, you can enter the bonus stage in the Green Lake to catch Golden Bass Monster.
2. Sometimes in the game when your lure got hit you didn't get a fish. You can get items such as Tin Can and Boots. The screen says CLEAN UP and you got a lot of times. When you got Tin Can you have +120 seconds bonus and if you got Boots you have +200 seconds bonus. This is very useful especially if you are in the tournament mode.
3. There are two color of Rong-Yuigh fish. The first one is gold and the second one is Blue. The blue Rong-Yuigh fish usually monster. If you got the golden Rong-Yuigh, the ending picture of World Monster Tournament shown you open the Rong-Yuigh Mouth. But if you got the Blue Rong-Yuigh the ending will shown you put your head inside the mouth of the Rong-Yuigh fish.
4. You can see how many fishes you had caught in the memory card manager.

=====

08. G A M E S H A R K C O D E S

=====

I got these codes from Cheat Code Central (www.cheatcc.com) and I have got their permission to put these codes in my walkthrough.

Codes Made & Tested on 3.2 Version Game Shark

| | |
|------------------|---------------|
| Infinite Time | 800C1124 2710 |
| Infinite Credits | 800C0F68 0009 |

=====

09. SPECIAL THANKS

=====

1. GOD for everything
2. My family and my dogs
3. Game FAQs for publishing my faqs
4. Cheat Code Central for allowing me to use their GameShark Codes. Thanks Dave.
5. KONAMI for making such a great fishing game.
6. My computer
7. Those of you who sent me your compliments, thanks man
8. You for reading my FAQ

=====

10. CREDITS

=====

1. Edward & Teresa <ekmtam@iqnetsys.net>
For telling me that Livewell No. 06 is Catfish (BIWA) and where to found.

=====

11. LIST OF THE DAMNED

=====

I remove all the names inside my List of the Damned except the first two. From now on I will focused this Damned List only for those damn plagiarist.

1. Name : VEGA
E-mail : vdirect@bdg.centrin.net.id
Website : http://www.vegindo.com
He plagiarized my Dino Crisis walkthrough and sell it in his store.He sold it for Rp. 12.500,-. Although he has translate my walkthrough into Indonesian language, I can still recognize it. That stupid son of a ***** translate it words-by-words. The book's title is GAME GUIDE Volume 9. All the previous volume of that book is also ripping someone else's faq (especially from GameFAQs) and translate it into Indonesian.
For HS, the animal that I suspect responsible for that, I got few words for you :
F*** YOU BASTARD. HOW DARE YOU PLAGIARIZE MY WALKTHROUGH AND SOLD IT IN YOUR FILTHY STORE. ENJOY THAT MONEY WHILE YOU CAN. BECAUSE SOON I WILL MAKE YOU REGRET FOR BEING BORN INTO THIS WORLD.

For any of the reader that want to do me any favor, please send flames, hate mail, viruses, bomb, nuclear, or anything to his address.

2. Name : Game Station
E-mail : gameguys@bdg.centrin.net.id
Website : <http://www.vegindo.com/gamestation>
Address : Jl. Pungkur 155 Lt. 2, Bandung 40251.

He plagiarized my friend's walkthrough (also from GameFAQs), so I think that this animal is worthy enough to enter my Damned List. They publish it in Game Station, October 1999, 3rd week, volume 21, Rp. 3.500,-

For KSH, Sir Maul, Tik Tan, Ratu Bedak, Blue Beo, and anybody that I forgot to mention, I just want to say this : SCREW YOU ALL!!!!!! Someday I will visit your office carrying a BIG Shotgun, ready for blowing your f***ing brains out from your f***ing head.

Reader, please send this a**hole some 'nice' stuff.

3. Name : X-Boy a.k.a Pansy-Boy a.k.a X-Gay
E-mail : x-boy@gundam.com

This son of a ***** is the webmaster of that ****ting site (www.vegindo.com). He's the world's dumbest son of a ***** that I have ever met. In their ****ting messageboard, it says that we (faq author) are the same as the plagiarist, cause all we do is just finished the game and then write it down. Ha ha ha ha ha ha, what a good reason. Now you know why I said that he's the world's dumbest son of a *****.

If you said that we just finished the game and then write it down, why don't you do that by yourself, mother****er?!?!?! Why you have to ripp my faqs?!?!

For Pansy-Boy, Miss Maul, and the rest of your ****ting crew :

DIN PAPPA !R EN GRIS KNULLARE, S† KAN KNULLADE DIN MAMMA OCH HON F†DDE DIG!

Dein Vater ist ein Schweineficker, darum hat er deine Mutter gefickt und ich in die Welt gesetzt!

Tu padre es un follador de cerdos, por eso follo a tu madre y hizo possible tu nacimiento!

tu padre es un cerdo, que se cogio a tu mama y naciste tu pendejo

hijo de toda tu puta madre te voy a matar y vas a sentir mi verga en la garganta hasta que te salga por el culo,,solo asi sentiras lo mismo que le hice a tu madre hijo mio bastardo.

jigoku eiku no wa.. omaega saki da. te vas a ir al infierno antes que yo pendejo

Bapaklu tukang ngawinin babi, maka ia kawin sama babi terus tuh babi ngelahirin elu. Dasar anak babi.

My last note for Damned #1, #2, and Damned #3

All of you will surely burn in hell for what you did, so enjoy that blood money while you can....

=====

12. I M P O R T A N T N O T E

=====

Hey, faq-makers, you should read this section. I just receive an e-mail and he told me that he has asking everybody who made a walkthrough (including myself) and I'm the ONLY one that answered. Have you all forgot the manner that your

father and mother taught you when you were kids? If someone asking for your help and you can help him, then do so. If you don't want people to send you an e-mail then said so on your faq. Don't let people disappointed. I also have the same experience. I asked someone and he didn't answered me. I don't know if he's a busy man or not, but he didn't answered me. I'm very disappointed. Just because you have made a great faq, and a lot of people e-mail you, it don't make you a great man. What makes you a great man is your attitude.

And for myself, I guarantee that I will answer your questions, even if I can't answer it. And if I haven't answered your mail within a week, please mail me back, because maybe I don't read your faq, or something like that.

=====
13. A U T H O R ' S N O T E
=====

For those of you who want to send comments, questions, or information regarding this FAQ, don't hesitate to mail me.

Feel free to e-mail me about any mistakes or additions concerning this FAQ, but don't forget to mention the game's name in the "Subject" field.

If you read this FAQ not on these sites :

- 01) GameFAQs (<http://www.gamefaqs.com/>)
- 02) Console Gamer (<http://www.console-gamer.com/>)
- 03) Absolute Playstation International (<http://www.absolute-playstation.com/>)
- 04) Playstation Network (<http://www.caratworld.com/psnetwork/>)
- 05) Cheat Code Central (<http://www.cheatcc.com/>)
- 06) Video Games Strategies (<http://www.vgstrategies.about.com/>)
- 07) Planet Web (<http://www.planetweb.purespace.de/>)
- 08) Hype.Se (<http://cheats.hype.se/>)
- 09) Game Revolution (<http://www.game-revolution.com/>)
- 10) Game Core (<http://www.videogamecore.com/>)
- 11) Xcheater (<http://www.xcheater.com/>)
- 12) PhatGames (<http://www.phatgames.com/>)
- 13) Spoiler Centre (<http://www.the-spoiler.com/>)
- 14) The Cheat Empire (<http://home.planetinternet.be/twuyts>)
- 15) Cheat Code Central (<http://www.cheatcc.com/>)
- 16) Survival Horror (<http://survivalhorror.com/>)
- 17) Games Blaster (<http://www.gamesblaster.com/>)
- 18) Gaming Addiction (<http://www.games.prohosting.com/>)
- 19) Diablo Page (<http://www2.50megs.com/neo667/diablo.html>)
- 20) Resident Evil Extreme (<http://rextreme.evilmgaming.net>)
- 21) PsxGamer (<http://www.psxgamer.com>)
- 22) SuperCheats (<http://www.supercheats.com>)
- 23) All Anime (<http://www.allanime.com>)
- 24) Adrenaline Vault (<http://www.avault.com/cheats>)
- 25) Blue Crescent's Page (<http://members.xoom.com/bluecrescent/credits.html>)
- 26) RPG Classics (<http://www.rpgclassics.com>)
- 27) Happy Puppy (<http://www.happypuppy.com/>)
- 28) Chi Phan's Page (<http://homepages.go.com/~chphan/Rpgdreamersindex.html>)
- 29) Bob Santos' Page (http://www.geocities.com/charmin_guy_011285)
- 30) Alternative Reality (<http://www.alternative-reality.com>)
- 31) DLH (<http://DLH.Net>)
- 32) Firesoft (<http://www.firesoft.net>)
- 33) Beyond Evil (<http://beyondevil.cjb.net/>)
- 34) Random Page of Crap (<http://www.geocities.com/frozen4lyfe/index.html>)
- 35) Nemesis' Page (http://www.geocities.com/i_am_nemesis_99/)
- 36) Boschamp's Page (<http://www.angelfire.com/games2/boschamp>)
- 37) Lugial2's Page (<http://www.geocities.com/lugial2/index.htm>)

- 38) Our Turf (<http://www.ourturf.com>)
- 39) Randar 83's Page (<http://www.geocities.com/randar84>)
- 40) Total Video Games (<http://www.totalvideogames.com>)
- 41) Cheating.De (<http://www.cheating.de>)
- 42) Cheat City (<http://www.cheatcity.com>)
- 43) Fei Yuki's Page (<http://feiyenkn.homepage.com>)
- 44) Web Spot (<http://silverqueen.cjb.net>)
- 45) Tim's Vault (<http://www.timsvault.com>)
- 46) Andrea Busia's Page (<http://www.ludus.it>)
- 47) Think Evil (<http://www.thinkevil.com>)
- 48) Gaming Planet (<http://www.gamingplanet.com>)
- 49) Games Angel (<http://www.gamesangel.homestead.com>)
- 50) Crosswinds (http://www.crosswinds.net/~hugegameplayer/www_smackdown/index.htm)
- 51) RPG Classics (<http://www.rpgclassics.com>)
- 52) GameCastle
- 53) RPG Legerdemain (rwartow.tripod.com)
- 54) Webcheats (<http://www.webcheats.de>)
- 55) XCheater (<http://www.xcheater.com/>)
- 56) Neoseeker (<https://www.neoseeker.com/>)
- 57) GameThrust (<http://www.gamethrust.com/>)
- 58) PC Game Revieew (<http://www.pcgamereview.com/>)
- 59) DC Guide (<http://www.dcguide.co.uk/>)
- 60) RPG DREAMERS (<http://www.crosswinds.net/~rpgdreamer>)
- 61) RPG-Vortex (<http://www.rpg-vortex.com>)
- 62) CheatPage (<http://www.cheatpage.com/>)
- 63) Wrestling Games (<http://www.wrestling-games.com/>)
- 64) Resident Evil Mania (<http://www.geocities.com/residentevilmania/index.html>)
- 65) GameSpot (<http://www.gamespot.com/>)
- 66) RPG Temple (<http://come.to/sashy>)
- 67) The Horror Is Alive (<http://go.to/TheHorror/>)
- 68) PSXCodez (<http://www.psxcodez.com/>)
- 69) RPGamer (<http://www.RPGamer.com/>)
- 70) RPGClassics (<http://www.rpgclassics.com/>)
- 71) Cheat Store (<http://www.cheatstore.de/>)
- 72) Games Domain (<http://www.gamesdomain.co.uk/>)
- 73) CHEATS CITY (<http://www.online1701.com/>)
- 74) CNET Gamecenter (<http://www.gamecenter.com/Faqs/>)
- 75) WarStoke (<http://www.WarStoke.com/>)
- 76) Mark Anido's Page (<http://www.geocities.com/webzage2/webmaster.html>)
- 77) Joe Chandler's (<http://www.angelfire.com/oh/residentevilishome/walkthru.html>)
- 78) Cheatmaster's Gamecheats (<http://www.angelfire.com/games/cheats48>)
- 79) Paladins of Light Guild (<http://www.pofl.org>)
- 80) Tipsncheats (<http://www.tipsncheats.com>)
- 81) RPG Informer (<http://www.rpginformer.com>)
- 82) The Gamer (<http://www.thegamer.com/>)
- 83) Totally RE (<http://www.totallyre.com/>)
- 84) Game United (<http://www.gameunited.com/>)
- 85) Stoneages RE (<http://angelfire.com/games2/rek>)
- 86) FaQ Headquarters (<http://tngn.staticzone.net/>)
- 87) GamePower (<http://www.gamepower.com/>)
- 88) United Gamers (<http://unitedgamers.staticzone.net/>)
- 89) Fresh Baked Games (<http://www.freshbakedgames.com/>)
- 90) DH Gaming (<http://dhgaming.freesevers.com/>)
- 91) ResidentFear (<http://www.residentfear.cjb.net/>)
- 92) PlayzoneWorld (<http://www.playzoneworld.com/>)
- 93) GamersWeb (<http://www.the-gamersweb.com/>)
- 94) BDGames (<http://www.bdgames.net/>)
- 95) <http://www.nonsologiochi.com>
- 96) Sjel's walktrough page (<http://www.sjel.org/>)

Please tell me where you read it. And if you know someone who has rip-off my

work, please tell me his e-mail address and where you read it, we will take care the rest.

Thanks for reading my FAQ and please send in any comments, questions, or informations!

This document copyright (c) 1999-2000 Stinger 3:16

This document is copyright Duo Maxwell and hosted by VGM with permission.