



~~~~~

|                                |
|--------------------------------|
| I-Walkthrough Info and Updates |
|--------------------------------|

Walkthrough by vgamegirl  
Game: Harvest Moon: Back to Nature (PSX)  
Current Version: 2.4  
Last Updated: February 10, 2004

Revisions:

Version 2.4-(February 10, 2004) Wow, long time since my last update. I added a few more cutscenes emailed to me by various people (all credited in the Credits section), and rectified a few requirements in some of the cutscenes.

Version 2.3-(April 18, 2003) Been awhile since my last update. I know I said I'd be neglecting this for awhile, at least until Summer, but Lady\_Nocturne emailed me info regarding the PAL marriage glitch-it's avoidable! See the marriage section for more info

Version 2.2-(February 1, 2003)Minor update, added two cutscenes

Version 2.1-(January 29, 2003) Been awhile since last update. Anyway, I added some new cutscenes and corrected Cliff's Birthday (I had said Spring 6, when it's really Summer 6) and fixed a couple other errors

Version 2.0-(October 25, 2002) Added some cutscenes (many contributors, see credits section). Also, instead of having cutscenes listed under the girls' section and character events, they all are under Character Events.

Also added Rumors and Myths section, along with Other Secrets and Codes section under Extras. Made some corrections elsewhere.

Version 1.9-(August 9, 2002) Made some corrections in the character events section. Added [www.cheatcc.com](http://www.cheatcc.com) to the list of sites that can display this guide. I need some more character events, so if you have any that I haven't listed, please email me!

Version 1.8-(August 2, 2002) Added more character events

Version 1.7-(July 11, 2002)Added more cutscenes to Character

Version 1.5-(July 10, 2002)Added [www.neoseeker.com](http://www.neoseeker.com) to the list of sites that may display this guide. Added character events section.

Version 1.0-(July 9, 2002)My first release

~~~~~

## II-Copyright Stuff

This walkthrough was written by vgamegirl, and should not be modified or reproduced in ANY WAY, without my permission. If you ask first, I'll be happy to let you put this on your site, as long as you don't modify it in any way, and this is kept EXACTLY as it is now, meaning no HTML, pictures, banners, etc. To contact me on this, see XVI-Contact Me.

This should only be found at:

- www.GameFAQs.com
- www.neoseeker.com
- www.cheatcc.com

The most recent version can be found at [www.GameFAQs.com](http://www.GameFAQs.com)

## III-The Story

A decade ago, you were to go on vacation with your father. Unfortunatly, he had a business trip and you had to cancel your plans. Instead, you went to your grandfather's farm. Your grandfather told you that he was busy, unable to play and entertain you. So, by yourself, you went off and played.

One day, you met a girl, and played with her and instead of by yourself. You had fun, and when you had to go back home, you promised her that you would come back.

Ten years later, you come to the farm. Your grandfather has passed away, and the farm is a mess. You have three years to fix up the farm and make friends with the villagers. One question nags at you, however: what happened to the girl to whom you promised your return?

## IV-Controls

D-Pad

- Allows you to move around the terrain.
- Allows you to make selections on the menus and prompts
- Allows you to push a livestock by holding down.

X

- Can select menu choices
- Can harvest crops
- Allows picking up and throwing/putting down items

O

- Holding the circle button ( O ) allows you to run.
- Can be used for the cancellation of menu selections

Square

- Uses selected tool
- If possible, allows character to eat item being held



about the part time juob at AJA Winery, he'll leave.

Family-None

Likes-Spa Boiled Eggs

Location-Check either the church or Doug's Place (Inn), or if he has been told about the part time job, check around AJA Winery.

Doctor (Fall 17)

Description-Spends most time in the clinic, a formal/stiff kind of guy. He is your rival for Elli, and he (surprise!) wears doctor's uniform/clothing.

Family-None

Likes-Spa Boiled Eggs, Wine, Grape Juice, Poisonous Mushroom  
(Contributed by Fire-Dragon@rogers.com)

Location-Try the clinic

Doug (Winter 11)

Description-He is the owner of Doug's Place, and is very concerned that his daughter might not marry because she's a tomboy. He sits behind the cash register at Doug's Place, and has orange hair and a moustache.

Family-Ann

Likes-Bamboo Shoots, Wine

Location-Doug's Place

Duke (Winter 15)

Description-Owner of AJA Winery, he sort of neglects his wife (if you ask her, that's what she basically says). He had a daughter, I think her name is Aja, who left the village.

Family-Manna (Wife)

Likes-Wine, Eggs

Location-Mostly at the AJA Winery, but later on he may be at Doug's Place.

Gotz (Fall 2)

Description-Gotz is the local wood cutter, and for any enlargement of buildings, he is the one to ask. He has brown hair and a moustache.

Family-None

Likes-Oil

Location-Either in his house (Woodcutter's House/Lodge) or on Mother's Hill, near the second mine only accessible in Winter.

Gray (Winter 6)

Description-Gray is Saibara (the blacksmith)'s grandson (corrected by EvilEmperorZerg), and feels he isn't appreciated by his grandfather. He wears a blue hat and is in a dull yellow/gray/brown clothing. He is your rival for Mary.

Family-Saibara(Grandfather)

Likes-Ore, but I wouldn't advise Junk Ore.

Location-Library, Summit of Mother's Hill, Blacksmith's Shop, or Doug's Place.

Greg (Spring 29)

Description-Greg is the fisherman whom you get the fishing pole from. You hardly ever see him, because he is rarely anywhere.

Family-None

Likes-Big Fish

Location-On Fridays, Saturdays, and Sundays between 8-10 AM or 8-10 PM, he is at the dock on the beach, fishing.

Harris (Summer 4)

Description-Harris is the local policeman, and patrols the town looking for crimes or misdoings. He is in a police uniform.

Family-Mayor Thomas (Father)

Likes-Spa Boiled Eggs, Wine

Location-In the morning he is at Gotz's house, around 1:00 PM he enters Doug's Place. If you can't find him, look around, he's probably walking somewhere.

Jeff (Winter 29)

Description-The owner of the supermarket, he gets stomachaches sometimes and is always in debt because he lets people buy on credit, or a "pushover" as he calls himself. He wears white and black and has black hair.

Family-Karen (Daughter), Sasha (Wife)

Likes-Apples, Bamboo Shoots, Flowers, Eggs

Location-Supermarket

Kai (Summer 22)

Description-Kai is only in Mineral Town for the summer. He is your rival for Popurri. Kai runs his own store at the beach where he sells food and other refreshments.

Family-None

Likes-Bread, Flour

Location-Beach

Kano (Winter 2)

Description-Kano is a photographer that hangs around the Mayor's house. He has black hair, and wears white and black.

Family-None

Likes-Wine

Location-Mayor's house

Louis (Spring 2)

Description-Louis is the guy in green at Gotz's house. His glasses have weird spirals on them.

Family-None

Likes-Honey

Location-Gotz's House

Pastor Carter (Fall 20)

Description-Pastor Carter is the pastor of the church, and he conducts all services that require a minister: funerals (don't let your animals die!) weddings, ...

Family-None

Likes-Most Crops

Location-Church

Rick (Fall 22)

Description-Rick is the orange haired guy with glasses at Poultry Farm. He despises Kai, mainly because Karen (he's your rival for her) and all the other girls like Kai a lot.

Family-Popurri (Sister), Lillia (Mother)

Likes-Spa Boiled Eggs, Wine, Bodigizer.

Location-8-10 AM-On the bench near the Supermarket and Clinic (assuming it isn't precipitating), inside Poultry Farm (the house)

Saibara (Spring 11)

Description-The blacksmith who works at the Blacksmith Shop, he is old and has white hair, and is pretty grumpy-looking until he likes you.

Family-Gray (Grandson) (Corrected by EvilEmperorZerg)

Likes-Ore (not junk ore), Bamboo Shoots  
Location-Blacksmith

Stu (Fall 5)

Description-Stu is the little boy that has a crush on May, and he doesn't need many gifts to become an instant friend.

Family-Ellen (Grandmother), Elli (Sister)

Likes-Wild Grapes

Location-In/At or around Ellen's house (next to the library)

Thomas (Mayor) (Summer 25)

Description-The mayor of the town, he's always in red.

Family-Harris (Son)

Likes-Wine, Spa Boiled Eggs

Location-His house (next to Ellen's, near library), Rose Square

Won (Winter 19)

Description-Won is the strange guy that comes to your farm to rest on Spring 3, Year 1. He sells seeds that cannot be bought at the Supermarket. Wears yellow with sunglasses.

Family-None

Likes-Fish

Location-Doug's Place 1-3 PM

Zack (Summer 29)

Description-Zach is the buyer, or the shipper, and pays you for eggs, milk, crops, etc. He lives in a lodge at the beach.

Family-None

Likes-Big Fish

Location-Best time is when he is shipping stuff, but if you are good friends with him, you can enter his lodge at the beach, sometimes he's in the Supermarket

~~~~~Girls~~~~~

Ann (Summer 17)

Description-Ann is a tomboy who works at Doug's Place, she has orange hair in a braid.

Family-Doug (Father)

Likes-See Girls

Location-See Girls

Anna (Fall 23)

Description-Anna is one of the women that gather at Rose Square, she has black, sort of puffy, hair.

Family-Mary (Daughter), Basil (Husband)

Likes-Flowers, cookies

Location-In the morning-inside house, 1PM-About 3-At Rose Square, sometimes in the Supermarket

Ellen (Winter 13)

Description-Ellen is the grandmother who lives next to the Mayor, she is in a chair and has white hair

Family-Elli (Granddaughter) Stu (Grandson, I think)

Likes-Wool, Apples, Spa Boiled Eggs

Location-In her house

Elli (Spring 16)

Description-The nurse at the clinic, has brown hair and wears nurse clothes

Family-Ellen (Grandmother), Stu (Brother)

Likes-See Girls

Location-Clinic, on Wednesdays, try either Ellen's house or the Supermarket

Karen (Fall 15)

Description-Karen MUCH nicer than in Harvest Moon 64. She has brown hair with two gold/yellow highlights.

Family-Sasha (Mother), Jeff (Father)

Likes-See Girls

Location-See Girls

Lillia (Spring 19)

Description-Lillia is always very tired, doesn't go anywhere, even on festival days, she a bright pink hair

Family-Rick (Son), Popuri (Daughter)

Likes-Bodigizer

Location-Almost all the time, she's at Poultry Farm, but I have also found her inside the Clinic

Manna (Fall 11)

Description-Manna is one of the women who gather at Rose Square, and she is VERY talkative. If you've talked to her during non-business hours, you know what I mean. She sells the wine for the AJA Winery. She has black hair.

Family-Duke (Husband)

Likes-Honey, eggs

Location-AJA Winery, 1 PM-About 3 she is at Rose Square

Mary (Winter 20)

Description-Mary works at the library, and loves to read. She has black hair and wears glasses. She is probably, if not the, smartest out of the girls eligible for dating/marrying.

Family-Anna (Mother), Basil (Father)

Likes-See Girls

Location-See Girls

May (Winter 26)

Description-May lives with her grandfather, Barley, at Yodel Ranch. Her mother left her to him, then disappeared. She wears red, and her dark hair is in a braid.

Family-Barley (Grandfather)

Likes-Fished Up Trash

Location-Yodel Ranch, Mondays-Hot Spring

Popuri (Summer 3)

Description-Popuri loves animals, and she constantly gets into fights with her brother, Rick. Popuri has pink hair like her mother, so she stands out.

Family-Lillia (Mother), Rick (Brother)

Likes-See Girls

Location-See Girls

Sasha (Spring 30)

Description-Sasha is one of the women who gathers at Rose Square. She has brownish-blondish hair in a tight bun, and argues with her husband constantly.

Family-Karen (Daughter), Jeff (Husband)

Likes-Chocolate

Location-Supermarket, 1:00 PM-About 3-Rose Square



~~~~~Harvest Sprites~~~~~

These characters provide you with services for little pay. You can hire them to harvest your crops, water your crops, or take care of your animals. If you want to keep your farm going, you need these guys for times like hurricanes where you can't go outside, but they can take care of your chickens.

However, it's a good idea to pay them in some way. Bread, Riceballs, and Wine are good gifts.

- Chef (Red)-Fall 14
- Nappy (Orange)-Winter 22
- Hoggy (Yellow)-Fall 9
- Timid (Green)-Summer 16
- Staid(Blue)-Spring 15
- Aqua (Aqua)-Spring 26
- Bold (Purple)-Spring 4

What they can do (one job per sprite)

- Harvest Crops
- Water Crops
- Take Care of Animals

It may take awhile for them to finish their assigned task, so on a day when you know you'll need to harvest ten fields of Pineapples, hire some for that, some for watering, and take care of your animals yourself. They do get better at their jobs, after about a year or so, provided that you keep hiring them.

--Relaxation Tea Leaves--

During spring go to the Harvest Sprites house between 2PM - 4PM. Give a present to each of them to be invited to their tea party. You'll get Relaxation Tea Leaves. ~Note-You can't get more Relaxation Tea Leaves until you've used the ones you have. If you put it in a recipe, you can get more, you just can't have it as a basic ingredient.

~~~~~

VI-The Tools
--------------

Tools are very important in this game, so you need to know how to use them in order to get anything done. Unless it is a crop, anything that goes in the upper section of the rucksack will be here. The experience level is based on how many times you use it. You could go inside a building and swing at nothing for awhile until your character gets tired to raise to experience percentage, then go to the Hot Spring and repeat. While this can be very effective, you get more experience using to tool for its purpose, such as cutting weeds or grass.

Each of your tools (that can be upgraded) have the same requirements. So, rather than post the same thing several times, I'm putting it here.

Upgrades

- a.)Copper-Requires at least 100% of experience. To upgrade to copper, you must have 1000g and a copper ore.
- b.)Silver-Requires at least 200% of experience. To upgrade to silver, you must have 2000g and a silver ore.

c.)Gold-Requires at least 300% of experience. To upgrade to gold, you must have 3000g and a gold ore.

d.)Mystrile-Requires 400% of experience. To upgrade to mystrile, you must have 5000g and a mystrile (blue) ore.

If you don't know how to get or where to find the ores, check XI-Mining.

#### 1.)Hoe

The hoe is used to till the soil, and if you have grass growing, to remove it. The basic, un-upgraded hoe is free, and found in the toolbox inside your house.

Upgraded:

- Basic-Tills one square in front of you
- Copper-Tills two squares in front of you
- Silver-Tills three squares in front of you
- Gold-Tills four squares in front of you
- Mystrile-Tills five squares in front of you

#### 2.)Hammer

The hammer is used to break stones and broken fences (lumber). The basic, un-upgraded hammer is free, and found in the toolbox inside your house.

Upgrading Differences (Number of hits to break)

Note: All hammers can break a broken lumber fence in one hit.

(S. Stone means Small Stone, L. Stone means Large Stone) Rocks and Large Stones are different. Large Stones are a solid gray and their shape sort of ressembles a rounded-square.

Model	S. Stone	L. Stone	Rock
Basic	1	--	--
Copper	1	3	--
Silver	1	2	5
Gold	1	1	3
Mystrile	1	1	1

#### 3.)Watering Can

The watering can is used to water your crops. Upgrades are really useful for the watering can, so if grow several crops, get the upgrade.The basic, un-upgraded watering can is free, and found in the toolbox inside your house.

Upgrading Differences (Number of squares watered)

Model	Squares Watered
Basic	1
Copper	1 x 3
Silver	2 x 3
Gold	3 x 3
Mystrile	3 x 5

#### 4.)Sickle

The Sickle is used to cut grass and remove crops. Unless you grow lots of grass, the upgraded sickle isn't really necessary. The basic, un-upgraded sickle is free, and found in the toolbox inside your house.

Upgrading Differences (Number of squares cut)

Model	Squares Cut
Basic	1
Copper	1 x 3
Silver	2 x 3
Gold	3 x 3
Mystrile	3 x 5

#### 5.) Ax

The Ax is used to cut tree stumps and branches, and at least one upgrade is essential to getting married (unless you have all the cash required to purchase enough lumber, which is a hefty sum. After you get some usage, upgrade. The basic, un-upgraded ax is free, and found in the toolbox inside your house.

#### Upgrading Differences (Strikes to break Stumps and Branches)

Model	Branch	Stump
Basic	1	--
Copper	1	6
Silver	1	3
Gold	1	2
Mystrile	1	1

After you get an upgraded tool, to use it you need to hold the square button down a bit longer for each upgrade, meaning that with an Ax upgraded to the Gold level, you can still perform the basic Ax's cut.

How do you tell if you are holding on long enough? Well, the Copper and Silver upgrades' effects vary from tool to tool, so just hold it down a little while. For the Gold upgrade, your face turns red. At Mystrile level, your face is red and you get stress marks on your head.

Basically, if you use a tool frequently, upgrade it, as this saves both time and stamina.

~~~~~

|                   |
|-------------------|
| VII-Power Berries |
|-------------------|

Power Berries increase your stamina level. If you do lots of work using your tools, eating Power Berries will prove very useful, as that is less trips to the Hot Spring to recover. There are 10 different Powerberries.

1.) Try to cut down the tree on Mother's Hill (over the bridge, in the middle of the field), and the tree or tree's spirit will talk to you, saying it is one hundred years old, and asks you if you are going to cut it down. Say that you won't cut it, and you'll get a Power Berry.

\*Warning\*-If you attempt to cut the tree again, you'll end up in the Hospital.

2.) Mine in the mine behind the waterfall. Eventually you'll get a Power Berry.

3.) Mine in the Winter Mine, eventually you'll get a Power Berry.

- 4.) Win the Opening Day (Swimming Festival) in Summer. (For tips, see Festivals)
- 5.) Throw five crops into the Goddess Pond while standing behind the waterfall, and the Goddess will give you a Power Berry. (This can be done all on one day, or on different days)
- 6.) Buy one off the TV Shopping Network after you've gotten all of the utensils.
- 7.) Exchange 1001 medals for one at the Horse Race (See Festivals for tips)
- 8.) Fish in the Ocean, eventually you'll get a Power Berry. \*Tip\* During the Opening Day (Swimming) Festival, bring your rod/pole along and fish before the contest starts.
- 9.) During Winter, go to the Winter Mine, but not inside it. On the left outside wall, press X to find a Power Berry. (Note-It may take some time to find it, but it is there)
- 10.) Plant more than 90 flowers at your farm. When they bloom, Anna will come by. Tell her she can have as many as she wants, and you will get a Power Berry.

~~~~~

VIII-Animals and Crops
------------------------

A.) Animals

Cows

Cows have been in Harvest Moon games from the beginning in the original Super Nintendo Harvest Moon (still one of my favorites!). Cows need to be brushed (available at the Blacksmith), fed (cut grass), and talked to everyday. I wouldn't advise getting a cow as your first animal, start with a chicken. If you decide you are ready to deal with a cow, make sure you have a reasonable amount of grass, enough gold to buy a brush, and enough for the cow itself, at 6,000 gold.

After you get your cow, talk to it, feed it, and brush it everyday. If you watch the weather and know that you can't go outside the next day (snow storm, hurricane), get a Harvest Sprite to take care of your animals. When you can afford it, buy a milker (from the Blacksmith), to add to your daily income. If you can afford the pricey investment of the Cheesemaker (20,000 gold), buy it, as it is worth it (see chart below)

The higher your cows' hearts are, the better quality milk/cheese they produce: (The Grand/Gold Milk/Cheese can only be made by winning the Cow Festival (see below))

Item		Small		Medium		Large		Grand/Gold	
Milk		100 G		150 G		200 G		300 G	
Cheese		300 G		400 G		500 G		600 G	

To produce Golden/Grand milk/cheese, you need to win the Cow Festival. Basically, you need to have 10 Hearts on your cow for it to win, making it unlikely that you'll win the first year, although it can be done (I think) without exchanging animals.

Letting your cows outside "supposedly" raises the heart levels quicker, but I wouldn't advise wasting your time. Once they are outside, it takes a while to get them back in, so, don't waste your time.

#### Chickens

Another classic animal from the Harvest Moon series, the chicken is the first animal you should buy. Feed it everyday with either the Chicken feed that can be purchased at Poultry Farm, or grow your own (grow Corn and throw it into the water wheel, and \*PRESTO\*, you have Chicken feed). Chickens cost 1,500 G and can be bought from Poultry Farm, or you can use the egg from Popuri to hatch a chick which will grow into a Chicken.

Chickens don't require much care, just feed them everyday, and on days you are unavailable (wedding, snow storm, hurricane), hire a Harvest Sprite to take care of them. If you feed them everyday, they'll produce eggs which are either normal quality, good quality, excellent quality, or golden/grand quality. (Gold/Grand are only produced after that chicken has won the Sumo-Chicken festival.

The prices of the regular eggs don't vary unless they are Gold/Grand quality. When you can afford it, invest in the Mayonnaise Maker (20,000 G from the Blacksmith), because it will pay for itself if you give it time.

Item	N/S	G/M	E/L	G/G
Egg	50 G	50 G	50 G	150 G
Mayo	100 G	150G	200 G	300 G

\*Tip\*-If you have the time, use the Hot Spring the get Spa-Boiled Eggs, which sell for 80 G.

Sumo Chicken Festival-This doesn't require any skill, but the way to is to have 10 Hearts on the chicken you decide to enter.

#### Dog

Your Dog is with you from the beginning, when he is puppy, but he'll grow up to be a full grown dog in two seasons, in time for the Dog Race. Pick up your dog everyday, and once it is full grown and you have bought the ball (100 G) from Won, play fetch everyday, and whistle for it. Make it jump over fences sometimes, and never leave it outside.

Dog Race-There are several things you can do to improve your chances in the Dog Race:

- a.)Get its Heart Level up, or it won't work with you.
- b.)Whistle for your dog everyday, sometimes have it jump over fences.
- c.)Play with the ball once you get it, and follow these guidelines:
  - Never throw the ball inside buildings, it could get stuck
  - Never throw the ball in the basket
  - Never throw the ball in the water
  - Never throw it in the Shipping Bin
  - Never throw it at an animal

If one of these incidents occurs, either restart the day, or wait

for Won to sell you another.

#### Puppies!

Sometime in the second year, Barley will ask to borrow your dog. Say yes, and your dog will be brought to Yodel Ranch for a few weeks, but don't abandon your dog. Make sure to hug it at least every other day if you can. Soon, your dog and Hana (the dog at Yodel Ranch will have puppies. You can't keep any, but you can give one away, then you'll get your dog back.

#### Horse

You get your horse on your first visit to Yodel Ranch. Barley and May will be looking at a pony, and after some talk, you can have the pony! Buy the brush ASAP, and brush your horse everyday. Don't leave your horse outside on rainy, snowy, or hurricane days. However, your horse should be outside. I recommend building a small pen (4 x 4 or 5 x 5), right in front of the stable so the by moving one log, you have a direct passage to the stable from the pen. Keep your horse inside the pen, and the day before a bad-weather day, remove a log and push your horse into the stable. This could take a while.

To get a high heart level, do the following:

- Whistle for your horse
- Brush your horse everyday
- Talk to your horse
- Don't leave it outside on bad-weather days

Horse Race-To win the horse race, get a high heart level by doing the above, and once your horse is full grown, ride it around the ranch.

If you don't have a happy horse (8+ hearts by the end of the year), Barley will take your horse away. However, if you plant lots of grass, you can get you another pony. I would advise keeping your horse for three reasons:

- Each heart your horse has is 1% towards your percentage
- Win the Horse Race
- Full grown horse has saddlebags, you can throw crops into the saddle bags as if you were putting them into the Shipping Bin.

#### Fish

You can catch fish either in the Ocean or in the river that runs through your farm using the fishing pole. To get the fishing pole, go to the dock (at the beach) between 7-10 in the morning or at night on Friday, Saturday, or Sunday and talk to Greg. Make sure you have an empty slot for tools that you are carrying. Talk to Greg (fisherman) and he'll give you a rod.

To use the rod, stand facing the water. Equip and cast the line, make sure you keep the button held. When the line starts jerking, or if you have a dualshock controller, when it starts shaking, release the button quickly. It may take time, but eventually you'll catch something. If it is trash, either give it to May or throw it in the garbage can at Rose Square. Eventually, (hopefully) you should catch a fish, either small, medium, or large.

To breed your fish, once you catch one, put it in your pond, and if you want to, continue catching fish. Go to the Supermarket and buy Fish Food (20 G per unit). It will be stored near the pond on your farm. Throw the food into the pond. However, unlike other animals, you only need to throw one unit in per day. You could have one fish,

you can have 25, you still only need one unit per day.

To breed your fish, make sure they are fed EVERYDAY. In a couple of weeks, you will notice your number of fish start to increase. Once you have 50 fish, Greg, the Fisherman, will give you a fishing pole.

Pricing:

Small 50 G  
Medium 120 G  
Large 200 G

Large fish can be caught ONLY in the ocean. \*Tip\*-On Opening Day (Swimming Festival), bring your rod or pole along and fish in the ocean, because you have unlimited time.

For info on the Legendary Fish, see Extras, Legendary Fish.

### Sheep

The sheep should be the last animal (type) you buy. After you buy one, get a brush and clippers soon. Talk, feed, and brush it everyday. Sheep cost 4000 G.

For the Sheep Festival, try to get a sheep with 10 Hearts to enter. Remember, sheep without wool can't be entered, so when the festival draws near, don't shear the sheep you want to enter. Sheep aren't able to be sheered everyday. It takes several days to grow back the wool.

Also, when you can afford it, invest in the Yarn Maker from the Blacksmith (20,000 G + Adaminite Ore). The Yarn Maker is a good investment:

Item	Small	Medium	Large	Gold/Grand
Wool	100 G	400 G	500 G	600 G
Yarn	300 G	700 G	800 G	1,000 G

~~~~~

### B.)Crops

Crops are a very good money-making source of Harvest Moon: BTN.  
Grow them in fields like:

a.) X| |X      b.) X|X|X  
 X|X|X      X|X|X  
 X|X|X      X|X|X

Plant like Diagram A (or any rotation of it) if you don't have an upgraded Watering Can, Diagram B if you have ANY Watering Can upgrades.

If you have a Hot House, you can plant any plants in any season inside the Hot House, otherwise, don't sow seeds out of season. You can buy seeds from either the SuperMarket or Won. (Some seeds have special requirements before you can buy them)

If, under Days to Grow, there is a number comma number (9,6), then it takes 9 days to grow, 6 days to regenerate. The renewable crops are ones that grow, you can harvest it, but part of the plant is

still there, and it'll regrow.

~Spring~

Turnips

|                      |                    |                    |
|----------------------|--------------------|--------------------|
| Location-SuperMarket | Days to Grow-4     | Cost per Bag-120 G |
| Renewable-No         | Selling Price-60 G |                    |

Potatoes

|                      |                    |                    |
|----------------------|--------------------|--------------------|
| Location-SuperMarket | Days to Grow-7     | Cost per Bag-150 G |
| Renewable-No         | Selling Price-80 G |                    |

Cucumber

|                      |                    |                    |
|----------------------|--------------------|--------------------|
| Location-SuperMarket | Days to Grow-9, 6  | Cost per Bag-200 G |
| Renewable-Yes        | Selling Price-60 G |                    |

Cabbage

|              |                     |                    |
|--------------|---------------------|--------------------|
| Location-Won | Days to Grow-14     | Cost per Bag-500 G |
| Renewable-No | Selling Price-250 G |                    |

Recommend-Buy two bags of turnips and a bag of cucumbers on the first day, and plant them (and water them). Even though in the long run, cucumbers are the most profitable outdoors, you should also have turnips because they don't take long to grow and they'll get you some cash to help you get started.

~Summer~

Onions

|                      |                    |                    |
|----------------------|--------------------|--------------------|
| Location-SuperMarket | Days to Grow-8     | Cost per Bag-150 G |
| Renewable-No         | Selling Price-80 G |                    |

\*\*IMPORTANT\*\*-In the Instruction Manual, it says that Onions take 7 days to grow, but they really take 8

Tomatoes

|                      |                    |                    |
|----------------------|--------------------|--------------------|
| Location-SuperMarket | Days to Grow-9,4   | Cost per Bag-200 G |
| Renewable-Yes        | Selling Price-60 G |                    |

Corn

|                      |                     |                    |
|----------------------|---------------------|--------------------|
| Location-SuperMarket | Days to Grow-14,4   | Cost per Bag-300 G |
| Renewable-Yes        | Selling Price-100 G |                    |

Pineapples

|               |                     |                     |
|---------------|---------------------|---------------------|
| Location-Won  | Days to Grow-20,6   | Cost per Bag-1000 G |
| Renewable-Yes | Selling Price-500 G |                     |

\*Tip\*-If you have a Hot House, definitely get Pineapples. After the first 20 days, once you get the Pineapples to regrow, you get a large profit (500 G per Pineapple, 6 Days to regrow)

~Fall~

Eggplant

|                      |                    |                    |
|----------------------|--------------------|--------------------|
| Location-SuperMarket | Days to Grow-9,4   | Cost per Bag-120 G |
| Renewable-Yes        | Selling Price-80 G |                    |

Carrots

|                      |                     |                    |
|----------------------|---------------------|--------------------|
| Location-SuperMarket | Days to Grow-7      | Cost per Bag-300 G |
| Renewable-No         | Selling Price-120 G |                    |

Sweet Potatoes

|                      |                     |                    |
|----------------------|---------------------|--------------------|
| Location-SuperMarket | Days to Grow-5,3    | Cost per Bag-300 G |
| Renewable-Yes        | Selling Price-120 G |                    |



Green Peppers

Location-Won Days to Grow-7,3 Cost per Bag-150 G  
Renewable-Yes Selling Price-40 G

~Hot House ONLY~

Orange Cup Flowers

Location-Won Days to Grow-8 Cost per Bag-1000 G  
Renewable-No Selling Price-60 G

~Special Crops~

These are the crops that have requirements that you must meet before you can get them.

Strawberries

Location-SuperMarket Days to Grow-8,6 Cost per Bag-150 G  
Renewable-Yes Selling Price-30 G Season-Spring  
\*Requirements\*-You must ship 100+ of Cabbages, Cucumbers, Potatoes, and Turnips EACH.

Pumpkin

Location-SuperMarket Days to Grow-14 Cost per Bag-500 G  
Renewable-No Selling Price-250 G Season-Summer  
\*Requirements\*-You must ship 100+ Tomatoes, Corn, Onions, and Pineapples EACH.

Spinach

Location-SuperMarket Days to Grow-? Cost per Bag-200 G  
Renewable-No Selling Price-80 G Season-Fall  
\*Requirements\*-You must ship 100+ Eggplants, Carrots, Sweet Potatoes and Green Peppers.

~Flowers~

Pink Cat Flowers

Location-Won Days to Grow-6 Cost per Bag-200 G  
Renewable-No

Magic Red Flowers

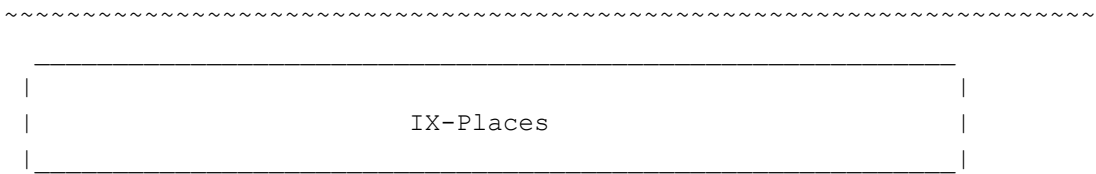
Location-Won Days to Grow-10 Cost per Bag-600 G  
Renewable-No

Moondrop Flowers

Location-Won Days to Grow-6 Cost per Bag-300 G  
Renewable-No

Pink Cat Flowers

Location-Won Days to Grow-12 Cost per Bag-500 G  
Renewable-No



A.) Places

Your Farm  
-----

Most of your time is spent at your farm, where you grow

crops, take care of your animals, and more!

House-This is where you basically live: you sleep here, have a TV, eventually you can have a kitchen and a fireplace. Every extension has ther items that are in it before the extension, example-the TV is in the original house, and the last extension.

#### Original House

-----

Calendar-Look at the calendar for important dates, and it changes season to season.

Toolbox-Your tools that aren't being carried are stored here, since when you start you can't carry nine different tools.

Bookshelf-Press X while facing the bookshelf for controller configuration options.

Television-Your TV is very important. You can see different shows, depending on the day:

Up-Weather forecast (This is the default channel that you start on). This tells you what the weather of the next day will be, so you can plan your activities accordingly.

Down-Life on the Farm. Life on the Farm is a show that goes through all the basics day by day, and is very helpful if you are new to the game. Watch it daily if this is your first time.

Right-News. This channel talks about upcoming events, such as festivals to remind you about them.

Left-The show depends on the day of the week:

Monday: The Fairy and Me-Basically, it's a love story that has to do with a special book. Has no purpose as far as I know.

Tuesday: The Delicious Hour-Introduces new recipies weekly for cooking (you can't cook without a kitchen-1st house upgrade)

Wednesday:The Song Hour-Has songs with lyrics that give info about farming

Thursday: Star One Sports-A show that covers sporting events, none of which happen in Mineral Town

Friday: Mechabot Ultror-Cartoon that is like a comic book

Saturday:What's Your Passion-A show about people's hobbies (If you have gotten the first house upgrade, this show turns into TV Shopping Network)

-TV Shopping Network-Show that lets you order various cooking utensils

Sunday: The Shogi Hour-Boring chess-like game

#### First House Extension

-----

Refrigerator-Stores items for later use, with 64 slots, 99 of each item can fit in one slot. If the item can be eaten, it goes in here,

Cabinet-Same as refrigerator, but stores non-perishable items. If you can't eat it, put it in here.

Kitchen Area-By facing the counter in the kitchen area (near the fridge) you can cook. Recipes are learned mostly from people or the Delicious Hour

#### Second House Extension

-----

Vase-You can buy this from Won the morning your house has finished being enlarged. It goes in the bedroom, and when you put flowers














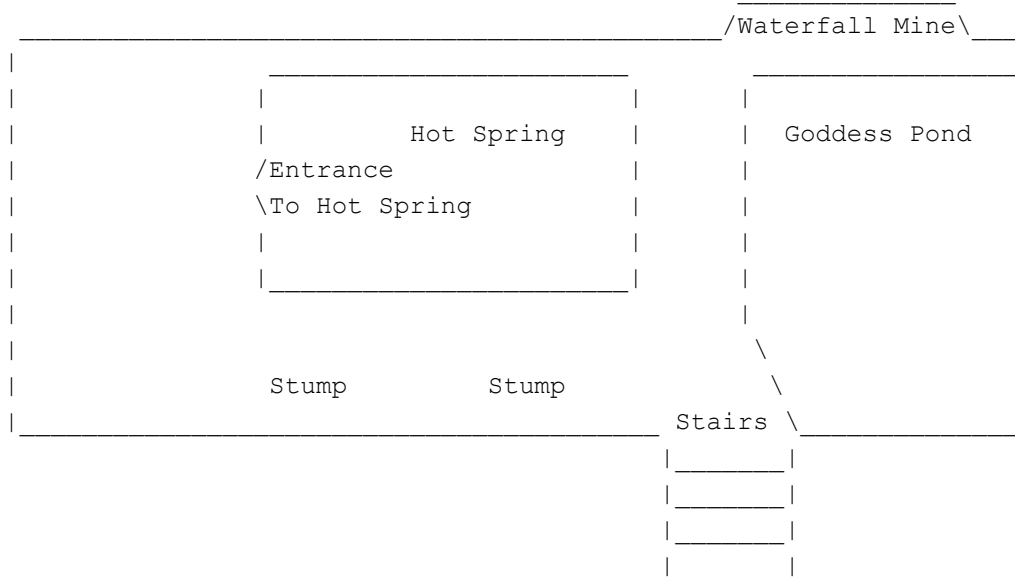






Hot Spring Area

Hot Springs-The Hot Spring restores you of your stamina. Other forage and people are here sometimes also.



(Base of Mother's Hill)

(Your farm)

(Gotz's House)

-----Key-----  
 | Stump-Stump, can be cut |  
 | Locations in ( ) are |  
 | where you end up if you |  
 | go in that direction. |

Base of Mother's Hill-You can find stumps for splitting, and other forage here.

Peak of Mother's Hill-Some festivals take place up here.

Mineral Beach

Mineral Beach-Kai is here in the summer with his own refreshment selection. Zack (the buyer/shipper) also lives here.

Pasta:300G

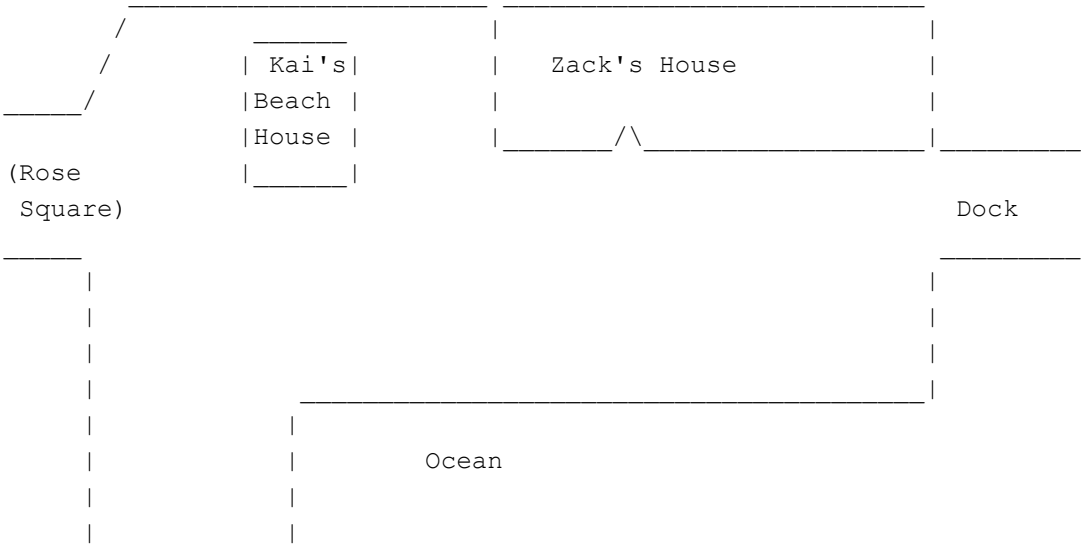
Snowcone:300G

Roasted Corn:250G

Pizza:200G

Water:Free

\*Note\*-Only you eat these



~~~~~



A.)The Girls

During the course of the game, you should start looking for the girl you once knew.

Once you start giving girls to a girl, you can check on how much she likes you. When she talks to you (assuming it isn't a cutscene), on the bottom right corner of the dialogue box there is a heart, which is an indicator on how much she likes you based on the color and size of the heart:

- Black- Strangers
- Purple-Indifferent
- Blue-Friends
- Green-They have a little crush
- Yellow-They have a slightly bigger crush
- Orange-They have a big crush
- Red-They love you(marry them!)

Ann

Ann is tomboy with a father is fears she may never get married. She's a bit shy, and a good cook.

Where she Works-Doug's Place  
Family-Her Father runs Doug's Place where she lives/works. Her mother died a few years ago.

Personality-Ann is a tomboy, but also has the girlish side to her.

Birthday-Summer 17th(or 22nd if you have Summer 17th as your birthday)

Rival-Cliff

Great Gifts-Spa-Boiled eggs, Chocolate, all types of dishes(food), strawberries and jewelery.

Good Gifts-Bamboo Shoot, Eggs, wild grapes, rice, bread, tomato, apples, pineapple, grapes, cheese and milk.

Okay Gifts.....-Moon Drop Flower, Mushroom, Wild Grape, Honey, Pink-Catmint flower.

Not-So-Good-Gifts-fish, green/blue herbs, branches and lumber.

Bad Gifts-red herbs

8:30 AM - 10:00 AM: Near the hot springs (on rainy days just wait until after 10)

10:00 AM-On: Inside the Inn

Karen

Karen is MUCH nicer than in HM64, to start off. She isn't a good cook (at the Cooking Festival, she says she probably shouldn't add alcohol to everything), but she's a good listener.

Where She Lives-Supermarket

Family-Her mother is Sasha, and her father is Jeff.

Personality-Karen is a lot nicer than in HM64, and she is a good listener.

Birthday-Fall 15 (Fall 23 if Fall 15 is your birthday)

Rival-Rick

Great Gifts-Spa-Boiled eggs, Chocolate, all types of dishes(food), strawberries, wine and jewelery

Good Gifts-Bamboo Shoot, Eggs, wild grapes, rice, bread, tomato, apples, pineapple, grapes, cheese and milk.

Okay Gifts.....-Moon Drop Flower, Mushroom, Wild Grape, Honey, Pink-Catmint flower.

Not-So-Good-Gifts-fish, green/blue herbs, branches and lumber.

Bad Gifts-red herbs

8-10:30 AM-On the bench between the Hospital and Supermarket (On rainy days she is inside the Supermarket)

10:30 AM to 1 PM-In her house (unaccessable until you are good friends with everyone in the family/household)

1:30-4 PM-If it's not raining on Tuesdays she is at the Hot Spring

1:30-4 PM-If it's raining on Tuesdays she is at Gotz's House

7:30-10 PM-On the beach(except on rainy days)

8-10 PM-On Sundays and Tuesdays she is at the Inn

Elli

Elli is a very motherly-like person, and works at the clinic. I wouldn't rate her as hard-to-get, because she's always at the clinic, except on Wednesdays (see schedule below), and likes flowers alot (and they're free), so if you give her a bunch early on in the spring, you shouldn't have problems.

Where She Works-Clinic/Hospital

Family-Her grandmother is Ellen, brother is Stu.

Personality-Elli is very motherly and caring person.

Birthday-Spring 16(Spring 20 if you pick Spring 16 for your birthday)  
Rival-Doctor

Great Gifts-Any flowers, Grapes, strawberries and jewelry

Good Gifts-Fish, milk, honey

Okay Gifts-Apples, any herbs and spa-boiled eggs

Not-So-Good-Gifts-any ore and wine.

Every day but Wednesday-At the Clinic during work hours.

Wednesdays:

10AM to 1PM-Ellen's/Her house

1PM to 4PM-The Supermarket

4PM On-Ellen's/Her house

#### Popuri

Popuri is a bit immature (she cries ALOT), but likes animals very much.

Where She Works-Poultry Farm

Family-Her grandmother is Lillia, brother is Rick.

Personality-Popuri is a little childish, but likes animals

Birthday-Summer 3(Summer 10 if you pick Summer 3 for your birthday)

Rival-Kai

Great Gifts-Pink Mint Flower, Hot Spring Egg, Omelette, Omelette rice, Spa Boiled Egg, Fried Egg, Fried Egg rice, sandwich, Honey, chocolate, Cookie, Chocolate Cookie, Cake, Apple pie, Apple Jam, Hot Milk, Fruit Juice, Relaxing Tea, Ice-Cream

\*(All sweet foods and Egg made dishes)\*

Good Gifts-Magic Flower, Apple, Egg, Golden Egg, Mayonnaise, Tomato, Corn, Pao, Grape Jam

Okay Gifts-Moon Drop Flower, Mushroom, Wild Grape, Rice Ball, Sweet Potato, Yellow Cucumber, Big Fish

Not-So-Good-Gifts-Cheese, Weed, Lumber, Stone

Bad Gifts-Red Herb, Green Herb, Blue Herb, Poisonous Mushroom, Any Ore

Monday-Saturday

8:30 AM - 10:00 AM: Near the hot springs

11:00 AM - 4:00 PM: Her House

Sundays

10:00 AM - 4:00 PM: Church

Sunday-Monday(summer)

12:00 PM - 5:00 PM: The Beach

#### Mary

Mary is very shy, and loves to read.

Where She Works-Library Lives-Next Door to Library

Family-Her mother is Anna, father is Basil

Personality-She's shy, and loves to read.

Birthday-Winter 20(Winter 25 if you pick Winter 20 for your birthday)

Rival-Gray

Great Gifts-Jewelry, Grape Jam

Good Gifts-Bamboo Shoots, Bodigizer, Cheese Fondue, Grape Jam,

Grass(red, blue, green), Mushrooms, Poisonour Mushrooms, Mushroom Rice, Raisin Bread, Relax Tea Leaves, Tomato Juice, Truffle Rice, Turbojolt and Veggie Latte.

10 AM-6 PM-Library

7:30 AM-10 AM-On Mondays she's at Mother's Hill(not on rainy days)

\*Tip\*-On Mondays, when she's at Mother's Hill with her family,

pick the flowers that are near her and give them to her and her family.

1-4 PM-When the Library is closed, she'll be at the Supermarket. Otherwise, check the library.

## B.)Marriage and Baby

~~~~~In Order To Get Married~~~~~

To get married, you must have met the following requirements:

- Enlarged House
- Red Heart on the bride-to-be
- Blue Feather

### Enlarged House

First of all, you need to have the second house extention, and therefore need to have other extentions completed first:

#### Chicken Coop Extention

Cost-5,000 G

Wood-420

Effect-Enlarges Chicken Coop, so that you can have 10 Chickens instead of 5. Required to get the Mayonnaise Maker.

#### House Extention

Cost-4,700 G

Wood-370 G

Effect-Enlarges your home, adding a stove, refrigerator, and cabinet. Required for cooking.

#### Barn Extention

Cost-6,800 G

Wood-500

Effect-Adds another breeding station, and holds 20 Cows and Sheep (combined). Required for Yarn Maker and Cheese Maker.

#### 2nd House Extention

Cost-10,000 G

Wood-750

Effect-Makes the bedroom a seperate room, adds another bed, changes kitchen orientation around, allows Won to sell you a vase, and YOU ARE NOW ABLE TO GET MARRIED (assuming you've met the other requirements)

### Red Heart

When you talk to a girl eligible for marriage, on the lower right corner of the dialogue there is a heart, which indicates her feelings toward you. As the color changes to the next level, the size of the heart will grow.

- Black (Small)-Strangers
- Purple-Indifferent
- Blue-Friends
- Green-Little Crush
- Yellow-Bigger Crush
- Orange-Huge Crush
- Red (Huge)-In love, waiting for the Blue Feather

To make the heart grow, give her gifts that she likes, and make sure you think about your answer when she throws a question at you. (For more info on character events, along with likes and dislikes, see above)

\*IMPORTANT\*-Some TV screens mess up the color Orange, making it look RED. The Blue Feather can be bought when Heart is ORANGE.

#### Blue Feather

Just because you have the Blue Feather doesn't mean you can marry. You can get the Blue Feather when any girl has an orange heart. The Blue Feather may be obtained in two ways:

- Won comes to your farm, and tries to sell it for 30,000 G. (DON'T BUY)
- At the Supermarket for 1,000 G. (BUY)

Once you have the 2nd house extension and a red heart on your sweetheart, equip the Blue Feather and go find her.

How do you know if she accepts? Sometimes it's hard to tell by the dialogue. There are two ways to check:

- Are you still holding the Blue Feather? If no, then her response was a "yes".
- On your calendar, is there a heart on the day a week from the day of proposal? If yes, then she accepted.

#### ~~~~~Wedding Day~~~~~

On the day of your wedding, a week after you proposed, you are unable to do anything the day of the ceremony. Therefore, you should hire the Harvest Sprites to help you.

After the wedding, your wife will ask you what you want to be referred to as, "Dear", "Honey", or "Darling". Your choice.

**\*\*IMPORTANT\*\***-On the PAL version of this game, the screen may go black, and the game will stop. However, I've heard that the newer PAL versions have corrected this.

Thanks to Lady\_Nocturne for her email about how to prevent the glitch:

- 1.)Propose to the girl on the 23rd of any season (you still need all the regular requirements for marriage)
- 2.)The day prior to your wedding, overwork (so you end up in the clinic)
- 3.)When you wake up, you'll be in the clinic; the marriage cutscene follows
- 4.)The next day, the regular nickname part follows (this is where it usually freezes) but if you followed the steps, it won't freeze.

#### ~~~~~Pregnancy~~~~~

No, get those nasty ideas out of your head. Harvest Moon games are FAMILY games, you really think that would be included?

The Harvest Moon way of this process is to give your wife gifts everyday. Eventually you'll get hints like "I feel sick".

About two seasons later, your wife will give birth. You get to name your baby boy (all babies are boys). Now your newborn will go through the following stages:

#### Newborn

Can't really do much with a newborn, but the Heart Level appears on the status screen. You cannot pick it up or give it gifts yet.

6:00am - 1:00pm: Mother is holding him  
1:00pm - 6:00am: In Mother's bed

### Crawling

It takes about a year for your baby to reach this stage. Now you can pick him up and give presents. Like everyone else, he has likes and dislikes.

Great Gifts: Hot Milk, Strawberry Milk, Honey, Wild Grapes, Ice Cream, Cheesecake, Noodles, Cake.

Good Gifts: Pineapple, Fruit Juice, Apple, Chocolate Cake, Yarn, Flowers, Milk, Apple, Carrot, Omelet, Vegetable Juice, Mixed Juice, Tomato Juice, Orange Cup Flowers.

Bad Gifts: Ores, Wine, Lumber, Green Grass, Blue Grass, Chicken Feed, Fodder, Garbage, Oil.

Terrible Gifts: Fish Bones, Cookies, Pizza, Corn, Curry, Green Peppers, Eggplant, Potato, Fish, Sashimi, Red Grass, Mushroom Rice, Cheese Fondue, Cabbage, Onions, Truffle Rice, Butter, Cheese, Pickles.

### Walking and Talking

About three seasons after the crawling stage, your baby can walk and talk, but all he says is gibberish. This is the last stage.

~~~~~

XI-Mining
-----------

Mining can be very profitable, especially once you get the Shipping Bin to bring along. Go into one of the mines described below and use you hoe to dig. You can find various ores, Powerberries, and the recipe for Ketchup. Sometimes you will mine up manholes, go down them once you find them. The farther down you go, the more likely you are to find rarer items.

### Waterfall Mine

Location-Behind the Waterfall at Goddess Pond

When Accessable-All year

What You Can Find-

Item	Sold For
Junk Ore	1G
Bags of Gold	10G*
Copper Ore	15G
Silver Ore	20G
Gold Ore	25G
Mystrile Ore	30G
Powerberry	--

\*When you find a bag of gold, you automatically get 10G added to your money

### Winter Mine

Location-Across the lake at the base of Mother's Hill



When Accessable-Winter ONLY

What You Can Find-

Item	Sold For
Junk Ore	1G
Bags of Gold	10G*
Mystrile Ore	30G
Orichalcum Ore	50G
Adamantite Ore	50G
Powerberry	--
Ketchup Recipe	--**

\*When you find a bag of gold, you automatically get 10G added to your money

\*\*The recipe is located on a board that you can pick up. Using triangle, read it

IMPORTANT-Unlike the Waterfall Mine, this mine DOES have a bottom. Once you get there, there is a passageway you can go through. A lake in the next room. Fish for a Powerberry or the Catfish. Use a fishing POLE for better results.

### Tips and Other Mining Info

-Buy the Shipping Basket ASAP. Once you get it, you can put 30 ores inside it. Just put stuff like Gold, Mystrile, and (only if your getting low on stanima) Silver and Copper. This will start to net a high income in just one trip, and usually two or three can be made a day!

\*Note\*-When proceeding down the manholes, be sure to pick up the Shipping Basket. If you leave it, and go down a floor, to get it back, you need to get back to whatever floor you were on when it was left behind.

-To exit the mine, just walk to the ladder, and you'll get a prompt asking if you want to go up it. Pick yes and you'll go all the way to the top and outside.

-Watch your stanima! Once your character falls down or sits down, call it quits! Take a journey to the Hot Spring, or drink/eat something to recover your stanima.

-Nothing good is found on the perimeter of the mine. Always dig at least one square in.

-Manholes are usually not near the ladders. Instead, dig on the opposite side of the mine from the ladder.

-Use money bags as cues to where the manhole might be. Usually valuable ores and the manholes are near moneybags.

~~~~~

|             |
|-------------|
| XII-Seasons |
|-------------|

There are four seasons (no, really?) in HM: BTN. Each is unique in some of the things that can be done, and the festivals. For more info on festival startegies, see the section Festivals. I'm just listing important dates.

Dates marked with \* are dates that have festivals/birthdays/events on that day.

Spring, Year 1

S | M | T | W | T | F | S

1\* | 2\* | 3 | 4\* | 5 | 6 | 7  
8\* | 9 | 10 | 11\*| 12 | 13 | 14\*  
15\*| 16\*| 17\*| 18\*| 19\*| 20\*| 21  
22\*| 23 | 24 | 25 | 26\*| 27 | 28  
29\*| 30\*|

Sunday, Spring 1-

\*Special Date\*-New Year's Day

This is a festival, but is not celebrated the first year. See  
Festivals for more info.

Monday, Spring 2-

\*Special Date\*-Louis's Birthday

Good Gifts-Honey, (if you can't get anything else)Moondrop Flower

Wednesday, Spring 4-

\*Special Date\*-Bold's Birthday (Purple Harvest Sprite)

Good Gifts-Flour, Wine

Sunday, Spring 8-

\*Special Date\*-Goddess Festival

One of the romantic holidays, be sure to ask the girl you like to  
go with you (very hard to do in the first year!!).

Wednesday, Spring 11-

\*Special Date\*-Saibara's Birthday

Good Gifts-Ore

Saturday, Spring 14-

\*Special Date\*-Thanksgiving Festival

Another "romantic" holiday, you are supposed to bake cookies and  
give them to the girl you like. Doubt it can be done the first  
year, because you need a kitchen.

Sunday, Spring 15-

\*Special Date\*-Staid's Birthday (Blue Harvest Sprite)

Good Gifts-Flour, Wine

Monday, Spring 16-

\*Special Date\*-Elli's Birthday

Good Gifts-Flowers, Jewelry (See Girls for more indepth info on gifts)

Tuesday, Spring 17-

\*Special Date\*-Barley's Birthday

Good Gifts-Spa Boiled Eggs, Rice Balls

Wednesday, Spring 18-

\*Special Date\*-Local Horse Race

This is a festival you can enter once you get an adult horse. Until  
then you can bet on the horses (see Festivals for more info).

Thursday, Spring 19-

\*Special Date\*-Lillia's Birthday

Good Gifts-Bodigizer, Turbojolt

Friday, Spring 20-

\*Special Date\*-Elli's Birthday (\*Important\*-This is her B-Day ONLY  
if yours is the 16th)

Saturday, Spring 22-

\*Special Date\*-Cooking Festival

Another festival you can't participate in unless you have a kitchen.  
Villagers make a dish and enter it for a contest, see Festivals for more info

Thursday, Spring 26-

\*Special Date\*-Aqua's Birthday (Aqua Harvest Sprite)  
Good Gifts-Flour, Wine

Sunday, Spring 29-

\*Special Date\*-Greg's Birthday  
\*\*IMPORTEENT\*\*-Greg appears Friday-Sunday, 8-10 AM or PM only!!  
Good Gifts-Fish

Monday, Spring 30

\*Special Date\*-Sasha's Birthday  
Good Gifts-Chocolate, Flowers

~~~~~

Summer, Year 1

S		M		T		W		T		F		S
				1*		2		3*		4*		5
6*		7*		8		9		10*		11*		12*
13		14		15		16*		17*		18		19
20*		21		22*		23		24*		25*		26
27		28		29*		30						

Tuesday, Summer 1

\*Special Date\*-Opening Day (Swimming Festival)  
The HARDEST festival in the game, see Festivals for strategies

Thursday, Summer 3

\*Special Date\*-Popuri's Birthday  
Good Gifts-Spa Boiled Eggs, Flowers, Cake (See Girls for more indepth info on presents)

Friday, Summer 4

\*Special Date\*-Harri's Birthday  
Good Gifts-Spa Boiled Eggs, Wine

Sunday, Summer 6

\*Special Date\*-Cliff's Birthday  
Good Gifts-Spa Boiled Eggs

Monday, Summer 7

\*Special Date\*-Chicken Festival  
For strategies and chicken raising tips, see Festivals.

Thursday, Summer 10

\*Special Date\*-Popuri's Birthday  
\*\*Importent\*\*-This is her B-Day ONLY if yours is the 3rd

Friday, Summer 11

\*Special Date\*-Basil's Birthday  
Good Gifts-Flowers, Mushrooms

Saturday, Summer 12

\*Special Date\*-Tomato Festival

A fun event where you throw tomatoes at other villagers! (See Festivals for more info)

Wednesday, Summer 16

\*Special Date\*-Timid's Birthday (Green Harvest Sprite)  
Good Gifts-Flour, Wine

Thursday, Summer 17

\*Special Date\*-Ann's Birthday  
Good Gifts-Spa Boiled Eggs, Cooked Dishes, Chocolate, Jewelry  
(See Girls for more indepth info on gifts)

Sunday, Summer 20

\*Special Date\*-Cow Festival  
If you own a full-grown, happy cow, enter it in the festival.  
(See Festivals for more info)

Tuesday, Summer 22

\*Special Date\*-Kai's Birthday  
Good Gifts-Bread, Flour  
\*Special Date\*-Ann's Birthday  
\*\*Important\*\*-This is Ann's B-Day ONLY if yours is the 16th

Thursday, Summer 24

\*Special Date\*-Fireworks Display  
Another romantic holiday, you can watch the fireworks with the girl of your choice. See Festivals for more info.

Friday, Summer 25

\*Special Date\*-Mayor Thomas's Birthday  
Good Gifts-Spa Boiled Eggs, Wine

Tuesday, Summer 29

\*Special Date\*-Zack's Birthday  
Good Gifts-Fish

~~~~~

Fall, Year 1

|     |  |    |  |     |  |     |  |     |  |     |  |     |
|-----|--|----|--|-----|--|-----|--|-----|--|-----|--|-----|
| S   |  | M  |  | T   |  | W   |  | T   |  | F   |  | S   |
|     |  |    |  |     |  | 1   |  | 2*  |  | 3*  |  |     |
| 4   |  | 5* |  | 6   |  | 7   |  | 8   |  | 9*  |  | 10* |
| 11* |  | 12 |  | 13* |  | 14* |  | 15* |  | 16  |  | 17* |
| 18  |  | 19 |  | 20* |  | 21* |  | 22  |  | 23* |  | 24  |
| 25  |  | 26 |  | 27* |  | 28  |  | 29  |  | 30  |  |     |

Thursday, Fall 2

\*Special Date\*-Gotz's Birthday  
Good Gifts-Riceballs, Oil

Friday, Fall 3

\*Special Date\*-Music Festival  
This Festival doesn't require skill, just that you show up. See Festivals for more info

Monday, Fall 5

\*Special Date\*-Stu's Birthday  
Good Gifts-Wild Grapes

Friday, Fall 9

\*Special Date\*-Harvest Festival

An event where everyone brings an ingredient along, it's all put into a pot, and everyone has a little bit to eat. See Festivals for more info.

Saturday, Fall 10

\*Special Date\*-Hoggy's Birthday

Good Gifts-Riceballs, Oil

~~~~~

XIII-Items
------------

This section includes other items that go in the "Tools" section of your rucksack, along with other items that may or may not be able to be carried around.

--Tools That Can Be Upgraded--

These tools are ones you start out with, and can be upgraded to be more effecient. For more information on these, see section VI- Tools.

Axe-Chops branches and (Copper or better) can cut stumps. The wood is transferred to your wood bin, where it can be used as fence posts or for upgrades.

Hammer-Breaks stones, Copper or better can split larger stones, but silver is required to break the boulders. Also can pound broken fences.

Sickle-Cuts grass and crops. I reccommend getting it upgraded if you have many crops.

Hoe-Tills soil so that crops and flowers may be planted. Also used for mining.

Watering Can-Assuming you grow crops, this will probably be the tool you use the most. Obviously waters your crops.

--Tools That Are Bought or Otherwise Aquired--

These are the tools that you need to work for/pay for, but are still essential to a good game.

Fishing Rod

What It Does-Lets you fish. Caught fish can be eaten, sold, or stored in your Fish Pond.

How To Get-On Fridays, Saturdays, or Sundays between 7-10 AM or PM, walk out on the dock at the beach, and talk to Greg (the fisherman). If you have an empty slot in your rucksack, he'll give you the Fishing Rod.

Fishing Pole

What It Does-A better version of the Fishing Rod, this catches fish more easily.

How To Get It-Have 50 or more fish in the Fish Pond, and an empty slot in the tools section of your rucksack. One day Greg will come and give you the Pole.

#### Milker

What It Does-Milks your cows (only adults give milk)

How To Get It- Have 2,000 G and go talk to Saibara during work hours (not on Thursdays) and select "Buy Tool", then "Milker".

\*Note\*-You must have an empty slot in the tools section of your rucksack.

#### Bell

What It Does-Calls your sheep and cows

How To Get-Buy for 500 G at Yodel Ranch. Make sure you have an empty rucksack slot.

#### Shears

What It Does-Shears your sheep

How To Get- Have an empty slot in your rucksack, then purchase from the blacksmith for 1,800 G.

#### Brush

What It Does-Increases how much your cows, sheep, and horse like you. (Brush them daily).

How To Get It-Get ASAP. Have an empty slot in your rucksack, then buy from Saibara for 800 G.

#### Animal Medicine

What It Does-Cures your animals or their sickness. As soon as an animal gets sick, get this ASAP.

How To Get-Buy at either Poultry Farm or Yodel Ranch for 1,000 G. Again, make sure you have an empty rucksack slot.

#### Cow Miracle Potion

What It Does-Makes your cow pregnant

How To Get-Buy at Yodel Ranch for 3,000 G. Empty rucksack slot is required.

#### Sheep Miracle Potion

Same as Cow Miracle Potion, except for sheep.

#### Blue Feather

What It Does-Proposes to a girl (see X- Girls for more info on marriage requirements).

How To Get-Get a girl on an orange heart, and purchase from the Supermarket for 1,000 G. Yep, you need a rucksack slot.

#### --House and Farm Accessories--

These items are not stored in the "Tools" section of your rucksack, or they don't go in it at all. These are helpful on the farm.

#### Shipping Basket

What It Does-Items that you want to ship can be thrown into the basket, then transferred to the Shipping Bin. Very useful when you have many crops to be harvested, or are going foraging (especially in the Fall).

How To Get-Buy at the Supermarket for 5,000 G. This time you don't need the empty rucksack slot.

#### Ball

What It Does-You throw this for your dog to fetch it. Essential if you want to win the Dog Race.

How To Get-Early in Fall (typically the first) Won will come

buy your barn to sell you the DogBall for 100 G. Buy it!

#### Medium Rucksack

What It Does-Can hold 4 items and 4 tools.

How To Get-Purchase at the Supermarket for 3,000 G. Get it ASAP.

#### Large Rucksack

What It Does-Holds 8 items and 8 tools.

How To Get-A little while after the Medium Rucksack is bought, this will appear in the Supermarket for 5,000 G.

#### Vase

What It Does-Goes in your bedroom (on houses with the largest extension). If you put flowers in it, you regain some of your energy.

How To Get It-On the morning when you wake up and have the largest house extension, Won will come by and sell you this for 5,000 G.

#### Mayonnaise Maker

What it Does-Turns eggs into mayo, which sells for a higher price.

How To Get-Mine in the Winter Mine for an Adaminite Ore. Put the ore in your rucksack, and have 20,000 G. Talk to the blacksmith, and select Mayonnaise Maker from the menu.

**\*\*Note\*\***-You must have gotten your Hen House enlarged.

#### Cheese Maker

What it Does-Turns milk into cheese, which sells for a higher price.

How To Get-Mine in the Winter Mine for an Adaminite Ore. Put the ore in your rucksack, and have 20,000 G. Talk to the blacksmith, and select Cheese Maker from the menu.

**\*\*Note\*\***-You must have gotten the Mayo Maker already, and have an enlarged barn.

#### Yarn Maker

What it Does-Turns wool into yarn, which sells for a higher price.

How To Get-Mine in the Winter Mine for an Adaminite Ore. Put the ore in your rucksack, and have 20,000 G. Talk to the blacksmith, and select Yarn Maker from the menu.

**\*\*Note\*\***-You must have gotten the Cheese Maker already.

#### --Kitchen Utensils--

These items are used for cooking. You cannot get these until you've gotten a kitchen (first house upgrade).

#### Frying Pan

What it Does-A cooking utensil. Required for some recipies.

How To Get-Buy off of the TV Shopping Network for 2,500 G.

#### Knife

What it Does-A cooking utensil. Required for some recipies.

How To Get-Buy off of the TV Shopping Network for 3,000 G.

#### Mixer

What it Does-A cooking utensil. Required for some recipies.

How To Get-Buy off of the TV Shopping Network for 2,500 G.

Oven

What it Does-A cooking utensil. Required for some recipies.  
How To Get-Buy off of the TV Shopping Network for 5,000 G.

Pot

What it Does-A cooking utensil. Required for some recipies.  
How To Get-Buy off of the TV Shopping Network for 2,000 G.

Rolling Pin

What it Does-A cooking utensil. Required for some recipies.  
How To Get-Buy off of the TV Shopping Network for 1,500 G.

Whisk

What it Does-A cooking utensil. Required for some recipies.  
How To Get-Buy off of the TV Shopping Network for 1,000 G.

Seasoning Set

What it Does-Has Salt, Sugar, Vinegar, Miso Paste, and Soy  
Sauce. Your supply never runs out. Required for some  
recipies.  
How To Get-Buy off of the TV Shopping Network for 5,000 G.

~~~~~

|                |
|----------------|
| XIV-Extensions |
|----------------|

To get an extension, you must split stumps (requires a Copper Ax or better) or buy the lumber from Gotz (very pricey, 50 G a PIECE!!). You must also have the money required to build it.

Once you've met the requirements, go talk to Gotz (the woodcutter), and ask for the extension. He'll start work the next day.

Somehow (by sawing absolutley nothing) Gotz will accomplish his task, so you can hire him once again. The extensions go in a specific order:

Henhouse

Purpose-Allows you to have 10 Chickens (instead of 5), another incubator for hatching eggs, and you now can get the Mayo Maker.  
Lumber-420  
Cost-5,000 G

Your House (Extension 1)

Purpose-You get a cabinet and refrigerator so you can store foods and other items without having to carry them around. Also, you get a kitchen so you can now cook!  
Lumber-370  
Cost-4,700 G

Barn

Purpose-Allows you to have a total of 20 sheep and cows, another stall for pregnant animals, and you now can get the Cheese Maker and Yarn Maker.  
Lumber-500  
Cost-6,800 G



Your House (Extension 2)

Purpose-Your bedroom is second room and you have a big enough house to propose to a girl.

Lumber-750

Cost-10,000 G

Hothouse

Purpose-You can grow any crop in any season in here. Allows 4 3\*3 fields. \*Note\*-This can get blown away by hurricanes and snowstorms.

\*Tip\*-Grow a renewable crop, like Pineapples, and soon you'll get lots of money.

Lumber-580

Cost-30,000 G

~~~~~

XV-Shipping Bin
-----------------

This section tells you how much everything sells for when shipped.

~~Foraging Items~~

These are items you find in the wild.

Item	Price	Season
Apple	50G	Fall
Bamboo Shoot	50G	Spring
Grass (Blue)	100G	Spring
Grass (Green)	100G	Fall
Grass (Red)	100G	Summer
Honey	50G	Any
Honey*	60G	Any
Mushroom	70G	Fall
Poisonous Mushroom	100G	Fall
Truffle	500G	Fall
Wild Grapes	50G	Fall

\*After you have given honey to Louis, he'll tell Zack that you should get more money for it.

~~Animal Products~~

These are items you get from your livestock.

Item	Price
Cheese (small)	300G
Cheese (medium)	400G
Cheese (Large)	500G
Cheese (Grand)	600G
Egg	50G
Golden Egg	150G
Mayonnaise (Small)	100G
Mayonnaise (Medium)	150G
Mayonnaise (Large)	200G
Mayonnaise (Grand)	300G
Wool (Small)	100G

Wool (Medium)	400G
Wool (Large)	500G
Wool (Grand)	600G
Milk (Small)	100G
Milk (Medium)	150G
Milk (Large)	200G
Milk (Grand)	300G
Yarn Ball (Small)	300G
Yarn Ball (Medium)	700G
Yarn Ball (Large)	800G
Yarn Ball (Grand)	1000G

~~Ores~~

These are items you find in the mines.

Item	Price
Junk Ore	1G
Copper Ore	15G
Silver Ore	20G
Gold Ore	25G
Mysterile Ore	40G
Orichalcum Ore	50G
Adamantite Ore	50G

~~Misc Items~~

These are items that don't really fit into another category.

Item	Price
SUGDW Apple	50G
Chocolate	100G
Earrings	2000G
Bracelet	2000G
Necklace	2000G
Popuri's Egg	50G
Spa-Boiled Egg	80G
Fish (Small)	50G
Fish (Medium)	120G
Fish (Large)	200G
Relaxation Tea Leaves	1000G

~~~~~

|               |
|---------------|
| XVI-Festivals |
|---------------|

There are many festivals, and each falls into at least one of these categories:

- Romantic-Helps improve how much a girl likes you  
Example-Star Night Festival
  
- Contest-You may need to prepare animals or work hard during the festival if you want to be the winner.  
Example-Horse Race
  
- Impassive-All you really need to do is show up, sometimes you may need to bring something along, but you really don't

do much.  
Example-Music Festival

## Spring Festivals

-----

### New Year's Festival (Spring 1)

You have a choice of either going to the bar with the adults or going to Rose Square for a bonfire with dancing. I recommend the bonfire because dancing with a girl raises the level of how much she likes you.

Karen may or may not come to your farm to teach you to dance. (I'm almost positive that it depends on your heart rating with her).

Anyway, just show up at night (6 PM or after) to either the Inn or Rose Square.

\*Note\*-You do not celebrate this the first year.

### Goddess Festival (Spring 8)

This is a romantic festival, and is very hard to do the first year. To accompany a girl, you need to have either a blue or very close to blue heart by Spring 7. Find one of the girls on Spring 7 and she'll talk about the Goddess Festival, then you will have the option of asking to accompany her. If she likes you enough, she'll agree.

### Spring Thanksgiving Festival (Spring 14)

It's very hard, if not impossible, to take part in this event in the first year, because you need a kitchen and some utensils. What you do is make cookies for the girls eligible for marriage in the village. Only give one to each unless they like cookies. Karen, for example will accept one cookie, but you will make her heart rating go down if you give her another. There are two recipies for cookies: chocolate cookies and regular cookies.

#### Cookies

-----

Utensils-Oven, Rolling Pin  
Seasonings-Sugar  
Ingredients-Flour, Butter\*, Egg  
(Honey-Optional)

#### Chocolate Cookies

-----

Utensils-Oven, Rolling Pin  
Seasonings-Sugar  
Ingredients-Flour, Butter\*, Egg,  
Chocolate (Honey-Optional)

\*To make butter you need Milk and the Mixer.

Unlike other festivals, everyone goes about their normal schedule for that day.

### Local Horse Race (Spring 18)

You can't compete in this event the first year, but you can starting when your horse grows up. This takes place in Rose Square, starting at 10 AM. You can bet on the horses to earn medals, and medals can be exchanged for prizes:

| Item        | Medals |
|-------------|--------|
| Power Berry | 1001   |
| 500 Lumber* | 97     |
| Bracelet    | 42     |
| Necklace    | 35     |

|                 |    |
|-----------------|----|
| Earings         | 33 |
| Turbojolt XL    | 21 |
| Bodigizer XL    | 15 |
| Truffle         | 12 |
| Mysterile (Ore) | 3  |

\*Note-You can't get 500 Lumber until you get the Powerberry.

See VIII-Animals and Crops for info on training your horse for this festival.

#### Cooking Festival (Spring 22)

You probably won't compete in the first year, but once you have a kitchen you can enter a dish for judging. There are several recipes that can win, but Relaxation Tea is the simplest. This is a basic Relaxation Tea, the more complex version is in the recipes section.

#### Relaxation Tea

-----

Utensils-Pot, Knife\*  
 Seasonings-Sugar\*  
 Ingredients-Relaxation Tea Leaves

\*Optional, but recommended if you want to win

#### Relaxation Tea Leaves

-----

This can only be done in Spring. On a non-festival day (I'm not sure, but it may have to be a sunny Sunday) bring 7 wrapped flours to the Harvest Sprites between 3 and 4 PM. Give flour to all the Sprites (if you're there at the right time, they'll say something like "Give some to the others, too"). They'll invite you to the Tea Party, and you'll get the Tea Leaves.

\*Note\*-You can't get more Tea Leaves until you use the ones you have.

#### Summer Festivals

-----

#### Opening Day (Swimming Festival) (Summer 1)

This is definitely the hardest of all the festivals. There are a couple different strategies, but I've won twice using this one:

Quickly tap X until the smiley face turns orange. Then hold triangle until it turns yellow again. Keep doing this, but once you're half-way to 2/3 of the way through, just keep hitting X, not worrying about the face.

The first time you win, you get a Powerbarry. I won again on year 2 and got ONE piece of lumber (yeah! (sarcasm)).

#### Chicken Festival (Summer 7)

If you buy a chicken early enough and get its hearts up, enter it in the Sumo Chicken contest, during the Chicken Festival. To get lots of hearts, just make sure you feed it everyday. Miss one feeding and your chicken may lose a heart.

What you do is you urge your chicken on by pressing X. This will

make your chicken go forward, and may give the other chicken a scare, which makes the opponent's chicken go forward also. The object is to get the other chicken out of the ring. Be careful when urging your chicken, because if it's near the outside of the ring, it may go out and you'll lose.

The Chicken Festival is single elimination, and to be the winner you need to win three matches. If your chicken wins the festival, it'll start laying golden eggs as long as it has 10 hearts.

#### Tomato Festival (Summer 12)

This is my favorite festival. What basically happens is you join a team; each has three members total. Then you throw tomatoes at the opposing team.

The teams are:

#### Coconut Team

-Manna  
-Duke  
-You

#### Chicken Team

-Rick  
-Popuri  
-You/Kai

#### Sheep Team

-Stu  
-May/You  
-Elli

#### Star Team

-Doug  
-Ann  
-You

If I'm missing anyone, please email me!

The best teams are the Star Team and the Chicken Team. Choose your team carefully. If you win, your teammates will like you more.

#### Strategies

-----

- 1.) Hide behind the barrel the whole time and hope your teammates knock out the opposition
- 2.) As soon as you start, DUCK! Then, wait until no tomatoes are coming your way and throw one at a member of the other team that hasn't been knocked out yet

#### Cow Festival (Summer 20)

This is pretty hard to win the first year, unless you got a cow very early on and somehow have managed to get it's hearts up to 10.

To get your cow's hearts up, brush, milk, and feed it everyday. The Harvest Sprites are there if you can't feed them for some reason (example-Wedding Day).

#### Entering A Cow

-----

On the 19th of Summer, Barley will come by asking if you want to enter a cow in the festival. To be eligible, cow:

- Must be fully grown
- Must not be pregnant

Enter a cow with 10 hearts, preferably one that hasn't won yet.

After you start the festival, if you win, Barley will announce it and your cow will start producing golden milk, worth 300 G.

#### Fireworks Display (Summer 24)

On the 24th of Summer, at 6 PM, go to the beach. You can ask any of the girls to watch the fireworks display with you, or you can go on the 23rd to the beach to ask Kai to watch it with you.

\*Note\*-Get all your work done before going to this festival because after the festival, you wake up for the next morning.

## Fall Festivals

-----

### Music Festival (Fall 3)

On the 2nd of Fall, Pastor Carter will come by and ask you to play the ocarina in the music festival the following night. Accept and go to the church the next night at 6PM.

### Harvest Festival (Fall 9)

Basically, this is a sort of potluck; everyone brings something, it's all dumped into a huge pot, and everyone gets some to eat. The people of the village have taste buds, and what you bring determines whether it's a success or failure:

| Likes        | Dislikes                 |
|--------------|--------------------------|
| -----        | -----                    |
| Pineapple    | Honey                    |
| Egg          | Grass (Red, Blue, Green) |
| Green pepper | Sweet Potato             |
| Truffle      | Apple                    |
| Carrot       | Your dog                 |
| Fruit Juice  | A chicken                |
| Fruit Latte  |                          |

If you put a chicken or your dog in the pot, you might find it the next day at Rose Square

After everyone has had some to eat, fish in the pot. It's mostly garbage, but I've caught a small fish in there before.

### Moon Viewing Festival (Fall 13)

At 6PM, go to the top of Mother's Hill. The girl who likes you the most will be up there, waiting for you. Watch the moon with her and she'll like you even more.

### Sheep Festival (Fall 21)

If you buy a sheep early enough, you may be able to win this one your first year. Take care of your sheep; brush it, feed it, and shear it as much as possible. If you can get it to 9 or 10 hearts, enter it when Barley comes to ask you if you want to enter a sheep on the 20th.

To be able to enter, a sheep:

- Must not be sheared
- Must not be pregnant

If you win, your sheep will begin producing golden wool.

## Winter Festivals

-----

### Dog Race (Winter 10)

You can do this, even in Year 1. In early Fall, Won should come by and try to sell you a dog ball. Buy it, and throw it for your dog 10+ times a day. Pick up your dog and don't leave it outside during bad weather to get it's hearts up.

During the Festival

-----

Just run, and pause for your dog to keep up to you. Don't let it get too far behind, or he'll wander off.

Winter Thanksgiving Festival (Winter 14)

Try to get all the girls on purple or blue hearts before this day comes. At various times during the day, the girls in town will bring you either chocolate (purple or blue hearts) or chocolate cake (green heart and up). Chocolate is the rarest item in the game. The times are:

- 6 AM
- 8 AM
- 10 AM
- 1 PM
- 3 PM

Make sure you are on the farm during these times.

\*Note\*-If you are married or engaged you won't get anything except from your wife.

Star Night Festival (Winter 24)

On the 23rd, all of the girls will invite you to come to their house for the night of the 24th. Pick whomever you are trying to marry, and on the 24th, show up at her house at 6 PM.

New Year's Eve (Winter 30)

At 6 PM on the 30th, go to the peak of Mother's Hill to watch the sunrise.

Other Dates

-----

Wedding Day

Exactly one week after you propose to a girl (assuming she accepts) is your wedding day. You cannot do anything on this day, so hire the Harvest Sprites

Your Birthday

On the day of your birthday you may get some mail from villagers, wishing you a happy B-Day.

Wife Reminders

On the following days, when you re-enter your house, your wife will ask you what day it is:

- Anniversery
- Her B-Day
- Your B-Day

It's not that hard, just try to get the right answer.

~~~~~

XVII-In the Kitchen
---------------------

Part A: Utensils

-----

Utensils can be bought off "TV Shopping Network" on Saturdays. This show only appears if you have a kitchen. Watch the whole program, and then go to Doug's Place and use the phone to order it. It will come on Tuesday; if that is a festival day, it'll come Wednesday.

Frying Pan-2,500 G  
Knife-3,000G  
Mixer-2,500G  
Oven-5,000G  
Pot-2,000G  
Rolling Pin-1,500G  
Whisk-1,000G  
Seasoning Set-5,000G

Contains:

-Salt  
-Sugar  
-Vinegar  
-Miso Paste

#### Part B: Ingredients

-----

Ingredient	Where to Find
-----	-----
Apple	During Fall, three will fall from your tree daily
Bamboo Shoots	In Spring, go to the Hot Spring area to find 3
Blue Grass	In Spring, one is near the Hot Spring, the other near Gotz's House
Bread	Buy at the Supermarket for 100 G each
Cabbage	Grow as a Spring crop, buy seeds from Won
Carrot	Fall crop, seeds are in Supermarket
Chocolate	On Winter 14th, the girls that have purple or blue hearts will bring chocolate to you on your farm at some/all of the following times: 6 AM, 8 AM, 10 AM, 1 PM, and 3 PM. If you are married or engaged, you only get gifts from your wife
Corn	Summer crop, buy seeds at the Supermarket
Cucumber	Spring crop, buy seeds at the Supermarket
Curry Powder	Buy at the Supermarket for 50 G
Eggplant	Fall crop, buy seeds at the Supermarket
Eggs	If you have a chicken, it will lay eggs, assuming you feed it. The type of egg depends on the chicken: 1-3 Hearts-Normal Quality 4-7 Hearts-Good Quality 8 + Hearts-Excellent Quality Wins Chicken Festival- Gold Quality
Fish	Once you get the fishing pole, you can fish in various bodies of water. There are 4 types of fish Small Fish



Medium Fish  
Large Fish  
Legendary Fish (You can't use these to cook)

Flour	Buy at the Supermarket for 50 G
Garbage	Catch with Fishing Rod/Pole
Green Grass	In Summer, near Hot Spring and near Gotz's house
Green Pepper	Fall veggie, buy seeds from Won
Honey	Plant any type of flowers, and when they bloom, a beehive will appear on your tree. Hit X while in front of hive to get honey once a day.
Milk	Once you get an adult cow and buy the milker, you can milk the cow if you have fed it the previous day
Mushroom	In Fall, near Gotz's House and on Mother's Hill
Oil	Buy from Supermarket for 50 G
Onion	Summer crop, buy seeds at Supermarket
Orange Cup	Flower grown only in the Hothouse, buy seeds from Won
Poisonous Mushroom	In Fall, near Gotz's House
Pineapple	Summer fruit, buy seeds from Won
Potato	Spring crop, buy seeds at Supermarket
Pumpkin	Ship 101 or more of pineapples, onions, corn, and tomatoes. The next day you will get a letter from Supermarket announcing the arrival of the seeds
Red Grass	In Summer, near Hot Spring, and near Gotz's House
Relaxation Tea Leaves	On a sunny, non-festival, Spring day (it may have to be Sunday) when you have the largest rucksack, buy 7 flours and wrap them. Go to the Harvest Sprite's residence, and talk to Nappy. Then give one wrapped flour to each Sprite. They'll invite you to join their Tea Party, and you get the Teat Leaves. *Note*-You cannot get more until you use the ones you have
Rice Ball	Buy at the Supermarket for 100 G
Small Stone	Found on your farm *Note*-Once you clear all the stones, you won't find any more
Spinach	Ship 101 or more of eggplant, carrots, green peppers, and sweet potatoes. The next day you will get a letter from Supermarket announcing the arrival of the seeds

Strawberry	Ship 101 or more of turnips, cucumbers, cabbages, and potatoes. The next day you will get a letter from Supermarket announcing the arrival of the seeds
Sweet Potato	Fall crop, buy seeds at Supermarket
Tomato	Summer crop, buy seeds at Supermarket
Truffle	In Fall, in the area with the bridge on Mother's Hill
Turnip	Spring crop, buy seeds at Supermarket
Wild Grape	In Fall, in the area with the bridge on Mother's Hill
Wine	Buy at Aja Winery for 300 G
Winter Stone	Pick up a small stone that is outside during winter

### Part C: Recipes

-----

PLEASE NOTE-Some ingredients are actually other recipes

Format:

(Recipe Number) (Recipe Name)

U(tensils)-

S(easonings)-

I(ngredients)-

All optional items are in (parentheses)

If after the recipe name, if there is a set of parentheses, that recipe must be obtained from that person/place.

1.) Apple Jam (Louis)

U-Pot

S-Sugar

I-Apple (Wine) (Honey)

2.) Apple Pie

U-Knife, Oven, Pot, Rolling Pin

S-Sugar

I-Butter, Egg, Flour, Apple (Wine) (Honey)

3.) Bamboo Rice

U-None

S-(Salt), (Soy Sauce)

I-Bamboo Shoot, Rice Ball

4.) Boiled Egg

U-Pot

S-(Salt)

I-Egg

5.) Butter

U-Mixer

S-None

I-Milk

6.) Cake

U-Oven, Whisk (Knife)

- S-Sugar
- I-Flour, Butter, Egg
  
- 7.) Cheese Fondue (Doug)
  - U-Knife, Pot
  - S- (Salt)
  - I-Cheese, Bread (Wine)
  
- 8.) Cheesecake
  - U-Oven, Pot, Whisk
  - S-Sugar
  - I-Cheese, Milk, Egg (Honey, Strawberry)
  
- 9.) Chirashi Sushi
  - U-Knife
  - S-Vinegar (Soy Sauce)
  - I-Rice Ball, Scrambled Egg, Sashimi
  
- 10.) Chocolate Cake
  - U-Oven, Whisk (Knife)
  - S-Sugar
  - I-Flour, Butter, Egg, Chocolate
  
- 11.) Chocolate Cookies (Sasha)
  - U-Oven, Rolling Pin
  - S-Sugar
  - I-Flour, Butter, Egg, Chocolate (Honey)
  
- 12.) Cookies
  - U-Oven, Rolling Pin
  - S-Sugar
  - I-Flour, Butter, Egg (Honey)
  
- 13.) Curry
  - U-Pot (Knife)
  - S-None
  - I-Curry Powder, Rice Ball
  
- 14.) Curry Noodles
  - U-Pot, Knife, Rolling Pin (Knife)
  - S-None
  - I-Curry Powder, Flour
  
- 15.) Dinner Roll
  - U-None
  - S-None
  - I-Bread, Butter
  
- 16.) French Fries (Fish up at the Beach)
  - U-Frying Pan, Knife
  - S- (Salt)
  - I-Potato, Oil, Ketchup
  
- 17.) Fried Noodles (Zack)
  - U-Frying Pan, (Knife)
  - S-None
  - I-Oil, Noodles
  
- 18.) Fried Rice (Harris)
  - U-Frying Pan (Knife)

S-Sugar, Salt, Soy Sauce  
I-Oil, Rice Ball, Egg

19.) Fruit Juice

U-Mixer (Knife)  
S-(Sugar)  
I-Apple, Pineapple, Strawberry, Wild Grape

20.) Fruit Latte (Basil)

U-Mixer (Knife)  
S-(Sugar)  
I-Apple, Pineapple, Strawberry, Wild Grape, Milk

21.) Gold Mayonnaise

U-Whisk  
S-Vinegar  
I-Gold Egg, Oil

22.) Grape Jam

U-Pot  
S-Sugar  
I-Wild Grape

23.) Grilled Fish

U-Frying Pan  
S-(Salt), (Soy Sauce)  
I-Medium Fish

24.) Happy Eggplant

U-Frying Pan  
S-(Miso Paste), (Soy Sauce), Sugar  
I-Eggplant

25.) Hot Milk

U-Pot  
S-(Sugar)  
I-Milk

26.) Ice Cream (Barley)

U-Pot, Whisk (Knife)  
S-Sugar  
I-Egg, Milk (Fruit) (Honey)

27.) Jam Bun

U-None  
S-None  
I-Bread, Jam (Strawberry, Apple, or Grape)

28.) Ketchup (Dig up on board in Winter Mine)

U-Mixer  
S-Salt, Sugar, Vinegar  
I-Tomato, Onion

29.) Large Mayonnaise

U-Whisk  
S-Vinegar  
I-Excellent Egg, Oil

30.) Medium Mayonnaise

U-Whisk

S-Vinegar  
I-Good Egg, Oil

31.) Miso Soup  
U-Pot (Knife)  
S-Miso Paste  
I-(You need to use an optional veggie, ie-eggplant)

32.) Mixed Juice (Doctor)  
U-Mixer (Knife)  
S-(Salt), (Sugar)  
I-Apple, Pineapple, Strawberry, Wild Grape, Cucumber, Carrot, Cabbage

OR

U-Mixer  
S-None  
I-Fruit Juice, Vegetable Juice

33.) Mixed Latte  
U-Mixer (Knife)  
S-(Salt), (Sugar)  
I-Apple, Pineapple, Strawberry, Wild Grape, Cucumber, Carrot, Cabbage, Milk

OR

U-Mixer  
S-None  
I-Mixed Juice, Milk

34.) Mushroom Rice  
U-None  
S-(Salt), (Soy Sauce)  
I-Mushroom, Rice Ball

35.) Noodles  
U-Pot, Knife, Rolling Pin (Knife)  
S-None  
I-Flour

36.) Omelet  
U-Frying Pan  
S-(Salt)  
I-Egg, Milk, Oil

37.) "Otashi" Greens (Manna)  
U-Pot  
S-Soy Sauce  
I-Spinach

38.) Pickled Turnips (Saibara)  
U-Knife  
S-Vinegar (Salt), (Soy Sauce)  
I-Turnip

39.) Pickles  
U-None  
S-Salt  
I-Cucumber

- 40.) Pizza  
U-Oven, Rolling Pin (Knife)  
S-Salt  
I-Cheese, Flour, Ketchup
- 41.) Popcorn (Kai)  
U-Frying Pan  
S-None  
I-Corn
- 42.) Pumpkin Pudding  
U-Oven, Pot  
S-Sugar  
I-Pumpkin, Egg, Milk
- 43.) Raisin Bread  
U-None  
S-None  
I-Bread, Wild Grape
- 44.) Relaxation Tea  
U-Pot (Knife)  
S-(Sugar)  
I-Relaxation Tea Leaves
- 45.) Rice Omelet  
U-Frying Pan  
S-(Salt)  
I-Egg, Milk, Oil, Rice Ball
- 46.) Roasted Potato  
U-Oven  
S-Salt, Sugar  
I-Sweet Potato, Small Stone (Not Winter Stone)
- 47.) Salad  
U-Knife  
S-(Vinegar), (Salt)  
I-Cucumber, Cabbage, Carrot, Tomato
- 48.) Sandwich (Ellen)  
U-Knife  
S-None  
I-Bread, Cucumber, Tomato (Many optional ingredients)
- 49.) Sashimi (Greg)  
U-Knife  
S-None  
I-Large or Medium Fish
- 50.) Scrambled Eggs (From Lillia)  
U-Frying Pan  
S-(Salt)  
I-Egg, Oil
- 51.) Small Mayonnaise  
U-Whisk  
S-Vinegar  
I-Normal Egg, Oil

52.) Stew

U-Pot (Knife)  
S-Salt  
I-Flour, Milk

53.) Stir Fry

U-Frying Pan, Knife  
S-Soy Sauce  
I-Oil, Cabbage

54.) Strawberry Jam

U-Pot  
S-Sugar  
I-Strawberry

55.) Strawberry Milk (Pastor Carter)

U-Mixer  
S-(Salt), (Sugar)  
I-Strawberry, Milk

56.) Sushi

U-None  
S-Vinegar  
I-Rice Ball, Sashimi

57.) Sweet Potato (Chef-Red Harvest Sprite)

U-Pot, Oven  
S -Sugar  
I-Sweet Potato, Egg, Butter (Don't add anything else)

58.) Tempura

U-Frying Pan  
S-None  
I-Flour, Egg, Oil

59.) Tempura Noodles

U-Pot (Knife)  
S-None  
I-Tempura, Noodles

60.) Tomato Juice

U-Mixer  
S-(Salt)  
I-Tomato

61.) Truffle Rice

U-None  
S-(Salt), (Soy Sauce)  
I-Truffle, Rice Ball

62.) Vegetable Juice

U-Mixer (Knife)  
S-(Salt)  
I-Cucumber, Carrot, Cabbage

63.) Vegetable Latte

U-Mixer (Knife)  
S-(Salt)  
I-Cucumber, Carrot, Cabbage, Milk

64.)Veggie Pancake (Gotz)  
U-Frying Pan, Knife  
S-None  
I-Cabbage, Flour, Egg, Oil

~~~~~

|              |
|--------------|
| XVIII-Extras |
|--------------|

Part A-Harvest Goddess

-----

The Harvest Goddess is lives in/near Goddess Pond. Stand behind the waterfall, facing toward the pond, and throw in a crop, egg, or other farm product. If you are standing in the right place, she'll appear and say "Thank you for your offering" or something like that. Once you reach certain numbers, you'll recieve gifts or an event will happen:

5 Items\*Powerberry

10 Items\*Scene with the girl who likes you the most

20 Items\*Lumber, which you (automatically) give to Gotz and improves friendship

\*These are totals. Once you get the Power Berry, you need 5 more to get the cutscene

The items can be thrown in once-a-day, or all at once, etc.

Part B-Church Confessional

-----

In the church, there is a confessional, which you can only enter when you can't find Pastor Carter.

The options are

- Littered
- Random
- Random

Random

- Razzed a Villager
- Stalked a village.
- Didn't write in your diary
- Tried to fish out Kappa
- Borrowed this game
- Reset game to win festival
- In love with the goddess
- Drank too much
- Have too many diaries
- Named your animals a bad name.
- Did not accept invitation.
- Did not write in diary.
- Hurt Animal/Was cruel to animal.
- Did not feed animal.
- Hate someone.
- Wrong room.
- Nothing.



- Left diary blank.
- Have two diaries.
- Dropped crops.
- Shoplifted.
- Covet other's girl.
- Covet other's home.
- Lent the Game
- Doubted Others
- Hate work.
- Watched too much TV.

\*Tip\*-When you fish, throw out some trash, come to the church confessional, confess littering, and your fishing luck will improve

#### Part C-TV Shows

On your TV, you can watch four different shows daily, depending on the day. You change channels by hitting (Up) (Left) (Down) and (Right)

| Direction | Show                                   |
|-----------|----------------------------------------|
| -----     |                                        |
| Up        | Weather Forecast                       |
| Right     | News                                   |
| Down      | Life On The Farm                       |
| Left      |                                        |
|           | Monday            The Fairy and Me     |
|           | Tuesday          The Delicious Hour    |
|           | Wednesday       The Song Hour          |
|           | Thursday         Star One Sports       |
|           | Friday            Mechabot Ultror      |
|           | Saturday          What's Your Passion* |
|           | Sunday            The Shogi Hour       |

\*Once you have a kitchen, What's Your Passion will change to TV Shopping Network so you can purchase kitchen utensils. After you buy all of them, What's Your Passion returns

The week around New Years has New Year Day Special TV instead of the regularly scheduled (Left) show.

#### The Shows

##### The Fairy and Me

A "love story" about a special book that grants one wish just by reading the book

##### The Delicious Hour

Show that introduces new recipes every week

##### Song Hour

Has songs with lyrics that give information on stuff around the farm

##### Star One Sports

Pointless show, but talks about (nonexistent in Mineral Town) sporting events

##### Metabot Ultror

Sort of like a comic book

What's Your Passion  
Hobbies show

TV Shopping Network  
Show that advertises cooking utensils that you can order

The Shogi Hour  
A chess game

#### Part D-Legendary Fish

-----

There are some legendary fish you can catch, but only if you fish in the right spot and certain requirements are met, depending on the fish. They are much easier to catch with the Fishing Pole.

Once you catch it, you'll get a print of the fish, which can be seen when you hit start. You don't get to keep the fish, just the print.

#### Catfish

Mine in the Winter Mine until you get to the bottom. Enter the underground lake, and fish. It may take awhile, but you can get the Catfish.

#### Squid

Throw a small fish into the ocean, then fish. The small fish is "bait". You need to throw another fish in every day.

#### Sea Bream

Ship over 200 fish. Fish in the ocean in any season but WInter.

#### Angler

In Winter, fish in the ocean between 11 PM and 8 AM

#### Carp

Once you catch the five other legendary fish, fish in Goddess Pond in any season but Winter

#### Char

Make Sushi, Sashimi, and Grilled Fish, then fish in the river that runs through your farm, or in Goddess Pond.

#### Part E-Other Codes/Secrets

-----

#### Winter Watering Can

In the Winter Mine, mine all the way to the bottom. Go to the spring and fill your watering can. You'll have unlimited water (this may only be in effect during winter)

#### 100%, Possible or Impossible

This is a copy of the email I recieved from Natsume about whether it's possible to get 100%:

My email:

Is it possible to get 100%? The closest my friends and I have gotten is 98%.

Response:

It is technically possible to get a 100%, however it is not easy to explain. The mathematical equation has different variables...time, objects, etc.

If anyone gets 100%, email me.

Thank you,

Customer Service  
Natsume Inc.

Part F-Rumors and Myths

-----  
Dog/Basket in the Hothouse

Putting your dog/basket in the hothouse does NOT prevent hurricanes from destroying it. If it stays, you got lucky.

~~~~~

XIX-GameShark Codes
---------------------

Note-I did not make or create these codes. These are found at Gameshark.com and cmgscoc.com

Max Lumber	80070D38 03E7	(999 Lumber)
Max Fodder	80070D3A 03E7	(999 Fodder)
Max Fish Food	80070D3E 03E7	(999 Fish Food)
Max Chicken Feed	80070D40 03E7	(999 Chicken Feed)
Have Maxed Power Fruit	800712BC 000A	(All Power Berries)
Max RuckSack Storage	80071A1E 0002	(Largest Rucksack)
Max Level Sickle	80071A40 FFFF	(400% Leveled up Sickle)
Max Level Hoe	80071A42 FFFF	(400% Leveled up Hoe)
Max Level Axe	80071A44 FFFF	(400% Leveled up Axe)
Max Level Hammer	80071A46 FFFF	(400% Leveled up Hammer)
Max Level Watering Can	80071A48 FFFF	(400% Leveled up Watering Can)
Infinite Money	80071A5C FFFF	(GameShark MUST stay on)
Max Money	80071A5C 967F	
	80071A5E 0098	
Infinite Medals	80071A60 FFFF	(GameShark MUST stay on)
Max Medals	80071A60 967F	
	80071A62 0098	
Max Earnings	800711FC 967F	(Gives you Max Profit for the
	800711FE 0098	month)
Zero Reduction Expenses	80071200 0000	(Makes Expenses for the Month Zero)
Max Amount Shipped	50001502 0000	(Gives you full amount Shipped)
	800711C4 03E7	
Max Stamina	80071A12 003C	(200% Stamina= 10 Powerberries Eaten)
		NOTE: Does NOT Give you 10 Powerberries
		For that Code Look at Maxed Power Fruit

~~~~~

|               |
|---------------|
| XX-Cut Scenes |
|---------------|

This is a list of the cut scenes in HM: BTN. If I'm missing any, please email me as described in Contact Me.

Requirement: None

When: 11:00am - 5:00pm Spring, Year 1

Where: Inside the Inn

What Happens: On your first visit to the Inn, you'll meet Ann, who'll introduce herself, and her father, Doug will ask you to come over. Doug'll ask you what you think of Ann. Your options are "Seems cheerful" or "She's Cute". Pick "She's Cute" to improve your relationship with Ann and Doug.

Requirements: None

When: 11:00am - 5:00pm Spring, Year 1

Where: Inside The Inn (Upstairs)

What Happens: Once you get to the Inn, go upstairs, or you won't witness this event. Ann will be asking questions to Cliff, then Cliff gets annoyed and Ann becomes silent.

Requirements: Blue Heart on Ann

When: 8:00am - 5:00pm, Summer Year 2

Where: Inside The Inn

What Happens: Ann asks Cliff how long he's going to stay. Cliff says he's not sure, and Ann tells him to stay forever. There's some awkward conversation afterward.  
(Contributed by EvilEmperorZerg)

Requirements: Blue or Higher Heart on Ann

When: 10:00am - 6:00pm, Summer 1st, Summer 17th

Where: Mailbox, Inside The Inn

What Happens: On the 1st of Summer, if you have a blue heart or higher on Ann, you'll receive an invitation to her birthday party on the 17th (or 22nd). On that date, make sure to bring at least one wrapped present for her, and get to the Inn before 6 PM. Enjoy yourself.

Sharni Cannon writes "I don't think you need to have a blue heart on Ann to get a birthday invite. I have a purple heart and just got mine in the mail."

So you may not need a blue heart, a high purple heart may work.

Requirements: None

When: 11:00am-1:00pm(around)

Where: Inside the Church

What Happens: You go into the church, then step out of the way. Ann says she's bringing a meal to the pastor, then talks to Cliff and asks her to walk home with her. He refuses (yeah!).

Requirements: Blue Heart on Ann

When: Spring, 8:00 AM - 5:00 PM (unconfirmed)

Where: In front of the Winery

What Happens: Ann brings a snack to Cliff. Cliff says thanks, and that she's always so kind. Ann replies that her Dad is insistent that she should bring him snacks. Cliff says he doesn't get to talk to her much at the Inn. Ann says she must be boring to talk to. Cliff says that he likes talking to her more than anything. Slight pause. Ann says she needs to go home.

(Contributed by EvilEmperorZerg)

Requirements: 3 or more chickens

When: On a day when above requirement is met.

Where: Farm, Inn

What Happens: When you have 3+ Chickens that can lay eggs, Ann will come to the farm and ask you if you could bring 3 eggs to the Inn for a couple of days. Accept, and for the next few days when you go to the Inn, and it is a time when Ann will be there, she'll ask for the eggs. If you have them, say that you did bring them, and Ann will be happier.

Requirements: None

When: 10:00am - 4:00pm Spring, Year 1 (All Days Except Tue & Sun)

Where: Inside The Supermarket

What Happens: Jeff (owner of the Supermarket) is in the store, and the doctor says he wants an item, bought on credit. Jeff lets him buy on credit, then Sasha comes in and calls him a pushover and goes to collect the money from the doctor. Duke comes in and asks to buy an item on credit, Jeff agrees. As he is leaving, he asks you what you want. There are two options: "Nothing" and "You Should Pay". Pick "You Should Pay" and then Karen comes in to collect the money from Duke, since Duke doesn't want to pay. Karen will then thank you and introduce her self to you.

Requirements: None

When: 10:00am - 4:00pm Spring, Year 1

Where: Outside The Church

What Happens: Karen and Rick are talking about how they celebrated having a new church when Pastor Carter came to the village. Then they decide to go exploring in the forest, like when they were kids.

Requirements: Purple Heart on Karen

When: When requirement is met, and it is sunny outside

Where: At The Hot Spring

What Happens: You walk up to the Hot Spring and then Karen comes and asks you what's wrong. You have three choices: "Farm" "Love Life" or "Nothing". Pick "Love Life" to improve your relationship.

Requirements: Blue Heart on Karen

When: 12:00pm - 5:00pm Spring

Where: At Your Farm

What Happens: One day Karen will come to your farm and give you a pack of Moondrop Flowers. Plant them ASAP, and when they bloom, Karen will come back and be really happy. You can now buy Moondrop seeds from Won.

Adi31 writes: When I played this bit I still had only a purple heart on Karen but I had invited her to the goddess festival and then went with her to the inn afterwards, and the next morning she came to the farm with the seeds

Requirements: Friends with Rick

When: --

Where: Poultry Farm

What Happens: One day Karen will be at Poultry Farm talking to Lillia, who is outside. Karen shows concern for Lillia, asking if it is OK

that she's outside. Lillia says that Karen cares for her more than her children do, and asks if Karen is looking for Rick. Karen says yes, but apparently he isn't there. Lillia says to Karen that if she marries Rick, she could be one of her children. Karen becomes angry and annoyed, then Lillia leaves.

Requirements: None

When: 9:00am - 5:00pm Spring, Year 1(All Days Except Wednesday)

Where: Inside The Clinic

What Happens: On your first entry to the clinic, you'll

(automatically) walk over to Elli. She'll decide that you have a cut, and ask you if it hurts. Your options are: "No pain at all" or "Excruciating". Pick the second one and Elli will present you with a bandage. You should be holding it now, exit the clinic and go left. You should see Stu crying, he has fallen down. Give him the bandage, then Elli will come over to see what's wrong. She inquires why you didn't use the bandage. Your choices: "Because I was OK" and "Because I got it from you". I have tried both, and am not positive on which one is best, but when you say you were OK, she blushes and smiles, so that may be the best choice.

Requirements: None

When: 9:00am - 5:00pm Spring, Year 1(All Days Except Wednesday)

Where: Inside The Clinic

What Happens: One day you'll enter the clinic to see Elli talking

about a newborn baby that had left earlier that day, and that she thinks it was cute. The doctor says she thinks all babies are cute, and Elli says that that is true. The doctor tells her that if she ever becomes a mother, she should quit her job at the clinic, because it'll be too much work. Elli tells him that no one can help him like she can.

Adi31 wrote to me telling me this in happened in spring in their game

Requirements: None

When: 9:00am - 5:00pm Spring, Year 1(All Days Except Wednesday)

Where: Inside The Clinic

What Happens: Elli and the doctor are talking, then Elli starts

to cough. The doctor says she should take the day off, and Elli smiles and blushes.

Adi31 wrote to say they got this event in Winter instead

Requirements: None

When: 9:00am - 5:00pm Spring, Year 1(All Days Except Wednesday)

Where: Outside The Clinic

What Happens: Elli will be standing outside the clinic, and ask

you how working on the farm is. Options: "Hard", "Fun", and "Tiring". Pick "Fun" to improve your relationship.

Adi31 wrote to say that this can also happen in Summer

Requirements: Blue Heart on Elli

When: 12:00pm - 5:00pm Spring

Where: At Your Farm

What Happens: One day Elli will come to your farm with a

sandwich. You get to eat it, and for the next few days, she'll bring you sandwiches. (\*Note\*-Like all food, the sandwiches DO restore energy.

Requirements: None

When: 11:30am - 5:00pm Spring, Year 1

Where: At The Poultry Ranch

What Happens: Popuri and Rick are arguing. Popuri tells Rick that she hates him. Talk to Rick to find out that a hen was killed by stray dogs because Popuri forgot to put it in the coop. Rick asks you to go find Popuri for him. Go up near the Hot Spring, and you'll see Popuri standing by Goddess Pond. Talk to her, and eventually you'll have to answer a question with either "Well, it's over now" or "My sympathies". Pick the second choice to make Popuri like you more.

Requirements: None

When: 11:30am - 5:00pm Spring, Year 1

Where: At The Poultry Ranch

What Happens: One day Popuri will be at Poultry Farm, looking upset. She says that she is thinking of leaving the village. Your response is either "Don't go" or "That could be fun". Choose "That could be fun", and Popuri tells you that she wasn't serious, she just wanted to see her father.

Requirements: Green Heart on Popuri

When: Summer, 8:00 AM - 5:00 PM (unconfirmed)

Where: Beach

What Happens: Kai asks Popuri if she's serious about leaving the village. Popuri says she is, then says she's worried about her Mother and Rick. Kai repeats the question. Popuri, with some hesitation says she is serious.

(Contributed by EvilEmperorZerg)

Requirements: Green Heart on Popuri

When: Summer, 8:00 AM - 5:00 PM (unconfirmed)

Where: Beach

What Happens: Kai says he was sorry about what he said the other day (see previous cutscene). Kai tells her she should stay because she's happy at the village. Popuri says that the reason she wants to leave is to be with him, and that he's being selfish.

(Contributed by EvilEmperorZerg)

Requirements: At least a Blue Heart on Popuri

When: 12:00pm - 5:00pm, when above requirement is met

Where: At Your Farm

What Happens: One day Popuri will come to your farm with an egg. Don't eat, but put it in the incubator to hatch it. When it hatches, name it Popuri. Soon she'll come back and check how it is. She'll be happy that you named it after her.

Requirements: None

When: 10:00am - 4:00pm First Year Spring (Excluding Mondays)

Where: Inside The Library

What Happens: You go inside the library to find Mary writing a book. Your options to talk are "What are you writing?" and "I'd like to read a book". Choose the second option to make her like you more.

Requirements: Purple Heart with Mary

When: 10:00am - 4:00pm First Year Spring (Excluding Mondays)

Where: Inside The Library

What Happens: One day you'll enter the library and Mary will ask you why you're here. You can answer with "Just Dropping By"

or "I'd like to read a book". Say that you'd like to read a book to improve your relationship.

Requirements: None

When: 10:00am - 12:00pm First Year Spring

Where: Rose Square

What Happens: One day Mary and Gray will be talking to each other in Rose Square. Mary will ask Gray about being Saibara's apprentice. He says he doesn't really want to do that, that he hasn't found what he's looking for yet. Mary says she hasn't found what she's looking for either. Mary leaves, scene ends.

Requirements: Friends with Gray

When: 1:00pm - 6:00pm First Year Spring

Where: In front of the Library

What Happens: Gray returns a book to Mary that he borrowed (Just wondering, but does anyone know how he borrowed the book? I thought that books weren't able to be borrowed!). She asks if he likes it, he says yes. Mary says that she'll find him more books, but he interrupts and says thanks for the book, and everything else. He leaves.

Requirements: Blue Heart with Mary

When: First Year, Spring/Summer

Where: Your House

What Happens: One day Mary comes to your farm and gives you a book to read, entitled "The Woodcutter and the King". Read the book by going to your rucksack, highlighting the book with your cursor, and pressing triangle. Go back to the library after you've read it, and Mary will ask you who your favorite character was, the Woodcutter, or the King. Pick the Woodcutter and she'll be happy.

Requirements: None

When: Second Year, Spring

Where: Your House

What Happens: Barley will come and ask you if he can borrow your dog. Say yes, and soon you'll get two puppies. One stays with May and Barley, and you can give the other to Stu.

Requirements: Friends with May, Not Married

When: Whenever

Where: Outside of Church

What Happens: One day if you talk to May, she'll ask you to marry her. Your choices are "...", "Hurry up and grow up". If you pick "...", May will be sad and Stu will be happy. Pick the other one and May will be happy and Stu will be sad. (Apparently Stu has a crush on May)

Requirements: Corn Growing on your farm

When: Summer 15

Where: Your House

What Happens: Kai will come and ask if you have any corn (if you planted on Summer 1, or Spring 29, you should). Give him one and he'll ask how much you're selling it for, 50 G, 100 G, or 200 G. Pick 50 G to become better friends with him.

Requirements: Thrown in 10 items for the Goddess

When: Sunny, Non Festival Day



Where: Goddess Pond

What Happens: Stand behind the waterfall and throw veggies or other farm products (like eggs) into the pond. The Goddess will appear and thank you for your offering. Throw an accumulative total of 10 items in. The goddess will ask you if you have a sweetheart. Say "yes". The girl with the highest heart rating will come and tell you she's going to the Hot Spring. Go in the Hot Spring. You'll see a monkey. Exit it. The girl will walk up and give you some excuse for not going to the Hot Spring.

Requirements: Thrown in 20 items for the Goddess

When: Sunny, Non Festival Day

Where: Goddess Pond

What Happens: Stand behind the waterfall and throw veggies or other farm products (like eggs) into the pond. The Goddess will appear and thank you for your offering. Throw an accumulative total of 20 items in. The goddess will give you lumber. Gotz will walk up and ask you if he can have it. You automatically give it to him. This raises your friendship with Gotz.

Requirements: Have fished up bottle

When: After a hurricane (Summer)

Where: Beach

What Happens: If you have gotten the bottle, the day after a hurricane, go to Mineral Beach. Kai will fill the bottle up with perfume. This is a great gift, especially for the girl you're chasing.

Requirements: Married to Ann

When: Spring

Where: Mother's Hill

What Happens: Go halfway up Mother's Hill on a sunny day to find Ann having a nap.

Requirements: None

When: Fall 5th, After 5 PM

Where: Peak of Mother's Hill

What Happens: Go to the peak of Mother's Hill to see Doug thinking about his late wife.

Requirements: Friends with Karen

When: Spring 1, Year 2

Where: Your farm

What Happens: Karen will come to your farm to teach you how to dance for New Year's. You get to dance if you go to Rose Square for the Festival.

Requirements: None

When: Fall 14th

Where: Aja Winery

What Happens: On Fall 14, if you go inside the Winery, Duke and Manna will ask you to help harvest the grapes, and ask you if you know anyone who needs a job. Go tell Cliff about the job opportunity to prevent him from leaving the village. For the next couple of days, go to the Winery before 5 PM to help harvest the grapes. You get paid based on the number of grapes you pick. When you leave, it is always 5 PM, so do all of the things you need to do for the day before going to the Winery.

Requirements: None

When: Winter

Where: Peak of Mother's Hill

What Happens: Talk to Ellen during Winter to learn about the Flower of Happiness, which blooms on snowy days. On a snowy winter day after 6 PM, go to the peak of Mother's Hill to witness the Flower of Happiness. (You automatically go to bed after seeing it.) Tell Basil and Ellen about it to make them like you more.

Requirements: Married to Elli

When: Fall

Where: Your farm

What Happens: Stu will give you a cricket.

Requirements: Chicken Coop Extension, 5 Chickens

When: Fall

Where: Your farm

What Happens: Rick will ask you to care for some Chickens. You get to keep the profit from the eggs.

Requirements: None

When: Winter, Year 4, After 5 PM

Where: Church

What Happens: Go to to the church and you'll witness a UFO.

Requirements: Friends with Gray

When: Fall

Where: Your farm

What Happens: Gray will come to your farm, angry, and ask to use your water mill to make a hammer. Let him, and he will also weed your field. He'll ask you to try the hammer, and it'll break. Mary will see this, and if you go to Rose Square, you'll see them fighting.

Requirements: None

When: Summer

Where: Your farm

What Happens: Barley will come to tell you that May is missing. At or after 6 PM go to the dock at Mineral Beach to find May. Listen to her story, then you'll automatically go back to Yodel Ranch to bring her back to Barley. If you go by Gotz's House earlier in the day (before you find May), you'll find the Mayor talking to Gotz about how May disappeared.  
(Contributed by A Healy)

Requirements: Unconfirmed

When: Unconfirmed, 8:00 AM to 5:00 PM, 2nd year

Where: Beach

What Happens: The Doctor says (to Elli) that he's not sure if he's useful to the village.  
(Contributed by FireDragon)

Requirements: Unconfirmed

When: Unconfirmed, 8:00 AM to 5:00 PM, 2nd year

Where: Church

What Happens: The Doctor confesses that he is useless to the village. Asks you if you heard anything, and says not to tell anyone.

(Contributed by FireDragon)

Requirements:None

When: Winter, 8AM-5PM (Unconfirmed)

Where: Town Square

What Happens: You walk into the town square to find Cliff collapse. You pick up a picture, and take him to the clinic. The picture is of him and his family. Give the picture back to Cliff to make him like you more.

(Contributed by Formby)

Requirements: None (unconfirmed)

When: Spring (unconfirmed)

Where: Inn

What Happens: You walk in to find Duke on the floor. Grab the water nearby, and dump it on him. He'll go home, and will have a fight with Manna about his drinking.

(Contributed by Michelle)

Requirements: Friends with Harris (?)

When: After 6 PM

Where: At your farm

What Happens: Harris comes up, apologizes for bothering you so late and asked if I would listen to his story. Say yes. Scene changes to inside your house, and Harris tells you he's secretly in love with Aja and wants to write to her but has nothing interesting to tell her. He then asks you if you know anything (or have anything interesting to write), but you shake your head and he leaves after apologising again for bothering you.

(Contributed by Sharni Cannon)

Requirements: Married to Mary

When: Sunday

Where: In the library

What Happens: Enter the library and you'll see Mary writing a novel about you and her. (All together now: Awwwww)She says it'll be finished soon.

(Contributed by Sarah Canlas)

Requirements: Married to Karen

When: After 6 PM

Where: In the bar

What Happens: Ann and Karen are having an argument (Karen's drunk). You take her home with you and she says something sweet to you.

(Contributed by kick3)

Requirements: None

When: 2nd Year

Where: Gotz's House

What Happens: Enter screen, Stu, Rick, Harris, Jeff standing in a circle. They are telling Harris about being attacked by something. Gotz exits house and goes to the back. Go talk to him. He says it wasn't him. A monkey runs beside the house. Go back to the group and talk to them. Gotz says the monkey came down from the mountain and since he's causing trouble he will take him back.

(Contributed by kick3)

~~~~~

|  
| XXI-Credits |  
|

- o Every FAQ/Walkthrough and specialized guide at GameFAQs.com
- o www.hmfarm.com
- o CJayC for creating and maintaining the best and largest gaming site
- o My brother for not caring that I hogged the Playstation and TV while working on this
  
- o A Healy for the May is Missing Character event
- o Heidi Mans for the correction of the character event of Elli and the sandwiches
- o EvilEmperorZerg for thge contribution of some character events, spelling corrections, and info corrections.
- o FireDragon, for the contribution of some character events
- o Fire-Dragon (Don't know if this is the same person, had different email addresses) for the addition of the Poisonous Herb to the list of good gifts to the doctor.
- o Cool\_azn\_guy for some errors
- o Formby for the Town Square with Cliff cutscene
- o Michelle for the Duke in the Inn event
- o Lady\_Nocturne for her info about avoiding the marriage glitch in the PAL version
- o Sharni Cannon for a cutscene and amending some of my other recorded cutscenes
- o Sarah Canlas for a cutscene
- o kick3 for two cutscenes
- o Adi31 for numerous amendments to cutscenes

~~~~~

|  
| XXII-Contact Me |  
|

~~~~~PLEASE NOTE~~~~~

At this point in time, my FAQs are not my first priority, so responding to emails WILL take awhile, as I am busy. Towards summer, I'll be working on this again. If you do email me, expect to wait awhile for a response. Email nevertoomuchsoccer@yahoo.com

-vgamegirl