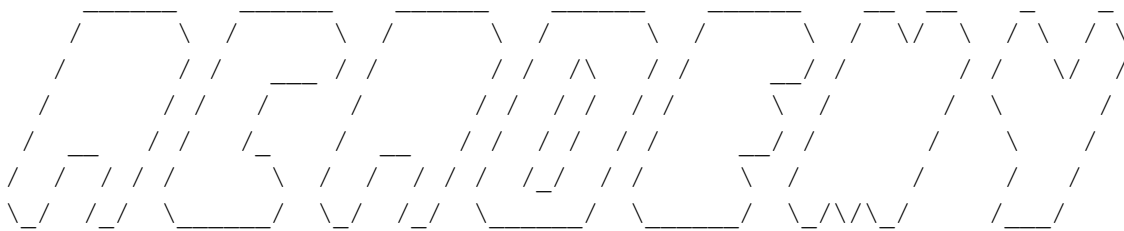
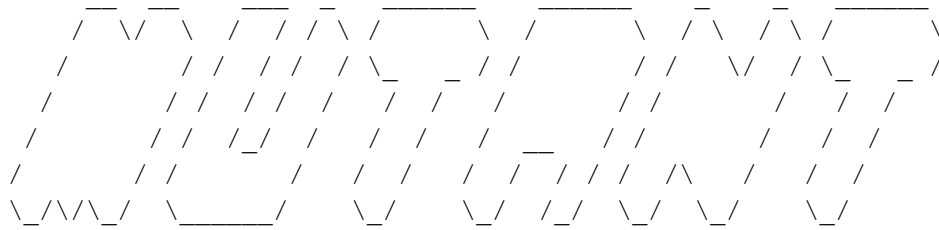
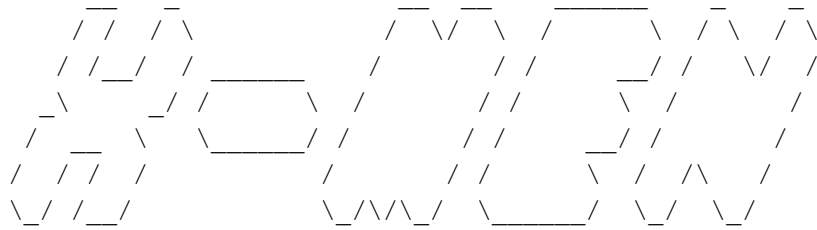


X-Men: Mutant Academy FAQ/Move List

by Duo Maxwell

Updated to v0.1 on Aug 16, 2000

Date : Wed, 16 August 2000 03:16:00



X-MEN MUTANT ACADEMY MOVELIST v0.1

for Sony Playstation

by Stinger 3:16

arunraya@centrin.net.id

This FAQ is for private and personal use. It can only be reproduced electronically, and if placed on a web page or site, may be altered as long as this disclaimer and the copyright notice appear unaltered and in full. This FAQ is not to be used for profitable or promotional purposes, etc. Please do not use this FAQ on your website without asking my permission first. And don't take some part or whole part of this faq and put your names on it. I don't made this faq for some damn plagiarist put their names on it. I work hard on making this faq, so please don't rip-off my work.

X-Men Mutant Academy is (c) ActiVision and (c) Sony Entertainment.

Mystique and all other Marvel characters are (c) and TM Marvel Comics.

****ATTENTION****

1. For Webmaster

If you want to post my faq in your site, please ask me for permission first. I guarantee that I will give you that permission. However, I have some terms that you must fulfill, which is :

- You don't sell it away or give it for some kind of bonus
- You don't change anything inside my faq, that's including my name as the author and my disclaimer.
- You must check for any new updates from <http://www.gamefaqs.com> at least

once in a month for a new games, or once in 2-3 months for an old games.
That's all. I'm not asking much and it's not hard to do, so please do that.

2. For Reader

If you want to ask me a question, don't forget to put the game's name in the subject field. I had told this in author's note, but I keep receiving some mail without subject. It's not so hard to do that, right?

Oh yeah, never say this in your mail "Sorry to waste your time for reading my mail". You're NOT wasting my time. Trust me. I like reading your mail (except those assholes that send me flames and hate mail) and helping you (if I can).

One last thing, from now on I will not reply any flames and hate mail. It's only a waste of time.

That's all. I hope you like my faq and can find some useful info.

=====
T A B L E O F C O N T E N T S
=====

01. R E V I S I O N H I S T O R Y
02. B A S I C M O V E S
03. C Y C L O P S M O V E L I S T
04. W O L V E R I N E M O V E L I S T
05. G A M B I T M O V E L I S T
06. S T O R M M O V E L I S T
07. B E A S T M O V E L I S T
08. P H O E N I X M O V E L I S T
09. T O A D M O V E L I S T
10. M Y S T I Q U E M O V E L I S T
11. S A B R E T O O T H M O V E L I S T
12. M A G N E T O M O V E L I S T
13. E X T R A S
14. A C T I O N R E P L A Y C O D E S
15. S P E C I A L T H A N K S
16. L I S T O F T H E D A M N E D
17. I M P O R T A N T N O T E
18. A U T H O R ' S N O T E

=====
01. R E V I S I O N H I S T O R Y
=====

In this full version, I added how to unlock the bosses.

=====

02. B A S I C M O V E S

=====

U : Up : Jump
D : Down : Crouch
B : Backward : Moves your character back
F : Forward : Moves your character forward
S : Square : Light Punch
T : Triangle : Medium Punch
X : Cross : Light Kick
O : Circle : Medium Kick
R1 : : Hard Punch
R2 : : Hard Kick
L1 : : Counter
L2 : : Throw

R1 = S + T
R2 = X + O
L2 = X + S

=====

03. C Y C L O P S M O V E L I S T

=====

STANDING ATTACKS

NAME	BUTTONS	HIT(S)	DAMAGE
Jab	S	01	02
Gut Punch	T	01	03
Overhead Smash	R1	01	04
Calf Kick	X	01	02
Quick Knee	O	02	03
Power Roundhouse	R2	01	04

CROUCHING ATTACKS

NAME	BUTTONS	HIT(S)	DAMAGE
Crouching Jab	D + S	01	02
Upward Punch	D + T	01	03
Force Hook	D + R1	01	04
Ankle Bruiser	D + X	01	02
Pushout Kick	D + O	01	03
Double Leg Sweep	D + R2	01	04

JUMPING ATTACKS

=====

NAME	BUTTONS	HIT(S)	DAMAGE
Aerial Jab	U + S	01	02
Aerial Hook	U + T	01	03
Skullcrusher	U + R1	01	04
Double Knee Drop	U + X	01	02
Pop Kick	U + O	01	03
Flying Dropkick	U + R2	01	04

THROWS

NAME	BUTTONS	HIT(S)	DAMAGE
Double Head Butt	L2	01	15
Backhand Optic Slap	F + L2	01	15
Tombstone Crusher	B + L2	01	17

SPECIAL ATTACKS

NAME	BUTTONS	HIT(S)	DAMAGE
Optic Blast	D F S	01	07
Upper Blast	D B S	01	06
Super Upper Blast	D B T	01	07
Hyper Upper Blast	D B R1	01	08
Lunge Kick	D B X	02	06
Super Lunge Kick	D B O	02	07
Hyper Lunge Kick	D B R2	02	08

SUPER ATTACKS

NAME	BUTTONS	HIT(S)	DAMAGE
Super Power Lunge	D F R2	14	25
Hyper Rush	B F R1	25	35
Concussion Blast	D F R1+R2	15	45

=====

04. W O L V E R I N E M O V E L I S T

=====

STANDING ATTACKS

NAME	BUTTONS	HIT(S)	DAMAGE
------	---------	--------	--------

NAME	BUTTONS	HIT(S)	DAMAGE
Claw	S	01	02
Upward Claw	T	01	03
Double Upper Claw	R1	02	04
Knee	X	01	02
Shin Kick	O	01	03
Spring Kick	R2	01	04

CROUCHING ATTACKS

NAME	BUTTONS	HIT(S)	DAMAGE
Claw	D + S	01	02
Stab	D + T	01	03
Double Claw	D + R1	02	04
Short	D + X	01	02
Gutwrench	D + O	01	03
Spring Kick	D + R2	02	04

JUMPING ATTACKS

NAME	BUTTONS	HIT(S)	DAMAGE
Jumping Strike	U + S	01	02
Backhand Slash	U + T	01	03
Downward Slash	U + R1	01	04
Front Kick	U + X	01	02
Stretch Thai Leg	U + O	01	03
Backflip Kick	U + R2	01	04

THROWS

NAME	BUTTONS	HIT(S)	DAMAGE
Stab Kick Combo	L2	01	15
3 Claw Ripper	F + L2	01	15
Jump n Jive	B + L2	01	17

SPECIAL ATTACKS

NAME	BUTTONS	HIT(S)	DAMAGE
------	---------	--------	--------

Fury Claw	D F S	04	10
Samurai Dive	D B X T	01	06
Sudden Dip	D B X O	01	08

SUPER ATTACKS

NAME	BUTTONS	HIT(S)	DAMAGE
Samurai Slice	D F R2	01	15
Special Delivery	D B R1	18	36
Weapon X	O X D T	00	00

=====

05. G A M B I T M O V E L I S T

=====

STANDING ATTACKS

NAME	BUTTONS	HIT(S)	DAMAGE
Backhand	S	01	02
Staff Upper	T	01	03
Full Staff Slam	R1	01	04
Knee	X	01	02
Side Kick	O	01	03
Double Kick	R2	01	04

CROUCHING ATTACKS

NAME	BUTTONS	HIT(S)	DAMAGE
Backhand	D + S	01	02
Low Cross	D + T	01	03
Staff Upper	D + R1	01	04
Foot Slide	D + X	01	02
Slide Back Kick	D + O	01	03
Reverse Spin Kick	D + R2	01	04

JUMPING ATTACKS

NAME	BUTTONS	HIT(S)	DAMAGE
Air Chop	U + S	01	02
Double Palm Staff	U + T	01	03

Baseball Swing	U + R1	01	04
Pop Kick	U + X	01	02
Roundhouse	U + O	01	03
Power Roundhouse	U + R2	01	04

THROWS

NAME	BUTTONS	HIT(S)	DAMAGE
Shoulder Butt	L2	01	15
Tripslam	F + L2	01	15
Shove It	B + L2	01	17

SPECIAL ATTACKS

NAME	BUTTONS	HIT(S)	DAMAGE
Falling Card	D B S	01	06
Falling Card 2	D B T	01	07
Falling Card 3	D B R1	01	08
Card Toss	B F S	01	06
Card Toss 2	B F T	02	07
Card Toss 3	B F R1	02	08
Staff Charge Upper	B F X	02	06
Staff Charge Upper 2	B F O	02	07
Staff Charge Upper 3	B F R2	02	08

SUPER ATTACKS

NAME	BUTTONS	HIT(S)	DAMAGE
Charged Staff	D B L2	01	25
Card Trick	D B R2	02	35
52 Card Pickup	B F R1+R2	16	45

=====

06. S T O R M M O V E L I S T

=====

STANDING ATTACKS

NAME	BUTTONS	HIT(S)	DAMAGE
Chop Slash	S	01	02

Backhand	T	01	03
Power Fists	R1	01	04
Knee Shot	X	01	02
Pose Kick	O	01	03
Spinning Toe Strike	R2	01	04

CROUCHING ATTACKS

NAME	BUTTONS	HIT(S)	DAMAGE
Chop	D + S	01	02
Slash	D + T	01	03
Power Fists	D + R1	01	04
Short Kick	D + X	01	02
Stretch Kick	D + O	01	03
Slide Upepr	D + R2	01	04

JUMPING ATTACKS

NAME	BUTTONS	HIT(S)	DAMAGE
Face Smack	U + S	01	02
Forward Punch	U + T	01	03
Power Fists	U + R1	01	04
Short Kick	U + X	01	02
Pose Kick	U + O	01	03
Soar Kick	U + R2	01	04

THROWS

NAME	BUTTONS	HIT(S)	DAMAGE
Goddess Hand	L2	01	15
Dust Devil	F + L2	01	15
Storm Toss	B + L2	01	12

SPECIAL ATTACKS

NAME	BUTTONS	HIT(S)	DAMAGE
Ball Lightning	D B S	01	06
Ball Lightning 2	D B T	01	07
Ball Lightning 3	D B R1	01	08
Electric Drill	B F S	01	06

Electric Drill 2	B F T	02	08
Electric Drill 3	B F R1	02	07
Lightning Uproar	B F X	02	06
Lightning Uproar 2	B F O	02	07
Lightning Uproar 3	B F R2	02	08

SUPER ATTACKS

NAME	BUTTONS	HIT(S)	DAMAGE
Static Force	O U T	00	00
Hyper Electric Drill	B F B R1	11	35
EMF	B F B R2	14	45

=====

07. B E A S T M O V E L I S T

=====

STANDING ATTACKS

NAME	BUTTONS	HIT(S)	DAMAGE
Face Punch	S	01	02
Groin Punch	T	01	03
Upper	R1	01	04
Elbow Jab	X	01	02
Backhand	O	01	03
Double Cross Slash	R2	01	04

CROUCHING ATTACKS

NAME	BUTTONS	HIT(S)	DAMAGE
Straight Punch	D + S	01	02
Diagonal Face Punch	D + T	01	03
Super Right Swipe	D + R1	01	04
Low Elbow	D + X	01	02
Foot Smash	D + O	01	03
Shoulder Ram	D + R2	01	04

JUMPING ATTACKS

NAME	BUTTONS	HIT(S)	DAMAGE
------	---------	--------	--------

Claw Jab	U + S	01	02
Right Ridge Cross	U + T	01	03
Double Claw Smash	U + R1	01	04
Right Knee Down	U + X	01	02
Toe Claw	U + O	01	03
2 Toe Drop Kick	U + R2	01	04

THROWS

NAME	BUTTONS	HIT(S)	DAMAGE
Cranium Crusher	L2	01	16
Bodyspring	F + L2	01	16
Jawbreaker	B + L2	01	18

SPECIAL ATTACKS

NAME	BUTTONS	HIT(S)	DAMAGE
Handspring Kick	D B S	01	06
Handspring Kick 2	D B T	01	07
Beast Roll	D B R1	02	08
Beast Slide	D B X	01	06
Beast Slide 2	D B O	01	07
Beast Slide 3	D B R2	01	08

SUPER ATTACKS

NAME	BUTTONS	HIT(S)	DAMAGE
Handplant Hell	D F R2	01	25
Seismic Smackdown	D F R1	03	35
Flat Out	B D F O	11	45

=====

08. P H O E N I X M O V E L I S T

=====

STANDING ATTACKS

NAME	BUTTONS	HIT(S)	DAMAGE
Jab	S	01	02
Right Tease	T	01	03

Psy Force	R1	01	04
Ankle Kick	X	01	02
Back Kick	O	01	03
Pirouette Roundhouse	R2	01	04

CROUCHING ATTACKS

NAME	BUTTONS	HIT(S)	DAMAGE
Jab	D + S	01	02
Left Chop	D + T	01	03
Psy Rush	D + R1	01	04
Short Kick	D + X	01	02
Pop Kick	D + O	01	03
Roundhouse	D + R2	01	04

JUMPING ATTACKS

NAME	BUTTONS	HIT(S)	DAMAGE
Jab	U + S	01	02
Palm	U + T	01	03
Psyforce	U + R1	01	04
Short	U + X	01	02
Pop Kick	U + O	01	03
Air Pirouette	U + R2	01	04

THROWS

NAME	BUTTONS	HIT(S)	DAMAGE
Thinking Hard	L2	01	12
High I.Q.	F + L2	01	10
Psychic Slam	B + L2	01	17

SPECIAL ATTACKS

NAME	BUTTONS	HIT(S)	DAMAGE
Inferno Kick	D F X	01	07
Flying Phoenix	U D F S	01	07
Flying Phoenix 2	U D F T	01	07
Flying Phoenix 3	U D F R1	01	07
Air Strike	U D F X	01	06

Air Strike 2	U D F O	01	07
Air Strike 3	U D F R2	01	08

SUPER ATTACKS

NAME	BUTTONS	HIT(S)	DAMAGE
Hyper Air Strike	U D B R2	01	20
Double Phoenix	D F R1	02	34
Phoenix Force	T S D O	00	00

=====

09. T O A D M O V E L I S T

=====

STANDING ATTACKS

NAME	BUTTONS	HIT(S)	DAMAGE
Tongue Lash	S	01	02
Hop Punch	T	01	03
Leaping Double Punch	R1	01	04
Funky Kick	X	01	02
Leap Front Kick	O	01	03
Donkey Kick	R2	01	04

CROUCHING ATTACKS

NAME	BUTTONS	HIT(S)	DAMAGE
Elbow	D + S	01	02
Cross Punch	D + T	01	03
Fist Dive	D + R1	01	04
Funky Kick	D + X	01	02
Flip Up Kick	D + O	01	03
Leap Drill Kick	D + R2	01	04

JUMPING ATTACKS

NAME	BUTTONS	HIT(S)	DAMAGE
Two Fisted Jab	U + S	01	02
Left Cross	U + T	01	03
Double Spin Fast	U + R1	02	05

Funky Kick	U + X	01	02
Right Left Kicks	U + O	02	06
Double Kick Down	U + R2	01	04

THROWS

NAME	BUTTONS	HIT(S)	DAMAGE
Circus Feat	L2	01	15
Super Toad	F + L2	01	15
Leap Frog	B + L2	01	17

SPECIAL ATTACKS

NAME	BUTTONS	HIT(S)	DAMAGE
Toad Spit	D F S	01	07
Toad Trick	D B X	01	07
Fly Trap	D F X	14	14
Fly Trap 2	D F O	14	14
Fly Trap 3	D F R2	14	14

SUPER ATTACKS

NAME	BUTTONS	HIT(S)	DAMAGE
Kicking Toad	B F R1	01	25
Frog Legs	D B R1	14	35
Flying Toad	B F R2	01	45

=====

10. M Y S T I Q U E M O V E L I S T

=====

STANDING ATTACKS

NAME	BUTTONS	HIT(S)	DAMAGE
Quick Elbow	S	01	02
Gun Slap	T	01	03
Gun Upper	R1	01	04
Backslap	X	01	02
Gun Poke	O	01	03
Mini Blast	R2	01	04

CROUCHING ATTACKS

NAME	BUTTONS	HIT(S)	DAMAGE
Elbow	D + S	01	02
Cross Hit	D + T	01	03
Lunge Gun	D + R1	01	04
Slide Short	D + X	01	02
Slide Kick	D + O	01	03
Low Shot	D + R2	01	04

JUMPING ATTACKS

NAME	BUTTONS	HIT(S)	DAMAGE
Down Elbow	U + S	01	02
Gun Upper	U + T	01	03
Spinning Gun	U + R1	01	04
Short Kick	U + X	01	02
Gun Pose	U + O	01	03
Pistol Whip	U + R2	01	04

THROWS

NAME	BUTTONS	HIT(S)	DAMAGE
Executioner	L2	01	10
DDT	F + L2	01	15
Backfire	B + L2	01	17

SPECIAL ATTACKS

NAME	BUTTONS	HIT(S)	DAMAGE
Head Shot	D F S	01	07
Pop Shot	D F T	01	07
Leg Sweeper	D F R1	01	07
Cheap Shot	D B X	02	06
Cheap Shot 2	D B O	02	07
Cheap Shot 3	D B R2	02	08

SUPER ATTACKS

NAME	BUTTONS	HIT(S)	DAMAGE
Deck Special	D B L2	01	12
Sum Total	D B R1	01	33
Mystique Surprise	D F R2	01	34

=====

11. S A B R E T O O T H M O V E L I S T

=====

STANDING ATTACKS

NAME	BUTTONS	HIT(S)	DAMAGE
Slap	S	01	02
Clawswipe	T	01	03
Double Cross	R1	01	04
Side Kick	X	01	02
Slam Kick	O	01	03
Axe Kick	R2	01	04

CROUCHING ATTACKS

NAME	BUTTONS	HIT(S)	DAMAGE
Thigh Clawswipe	D + S	01	02
Diagonal Upper	D + T	01	03
Double Claw Upper	D + R1	01	04
Push Kick	D + X	01	02
Gut Kick	D + O	01	03
Spinning Back Kick	D + R2	01	04

JUMPING ATTACKS

NAME	BUTTONS	HIT(S)	DAMAGE
Cross	U + S	01	02
Double Claw	U + T	01	03
Flip Claw	U + R1	01	04
Toe Kick	U + X	01	02
Spinning Side Kick	U + O	01	03
Dropkick	U + R2	01	04

THROWS

NAME	BUTTONS	HIT(S)	DAMAGE
Piledriver	L2	01	16
Spin Cycle	F + L2	01	16
Suplex	B + L2	01	18

SPECIAL ATTACKS

NAME	BUTTONS	HIT(S)	DAMAGE
Dusty Claw	B F X	01	07
Dive Claw	B F S	01	06
Dive Claw 2	B F T	01	07
Dive Claw 3	B F R1	01	08
Ill-Treatment	D B O	01	23

SUPER ATTACKS

NAME	BUTTONS	HIT(S)	DAMAGE
Weapon X	S O B S	00	00
Grand Pound	D B R1	01	35
Rampant Strength	S O B T	00	00

=====

12. M A G N E T O M O V E L I S T

=====

STANDING ATTACKS

NAME	BUTTONS	HIT(S)	DAMAGE
Jab	S	01	02
Double Fist	T	01	03
Macrodome	R1	01	04
Side Kick	X	01	02
Double Axe Kick	O	02	04
Power Axe	R2	01	04

CROUCHING ATTACKS

NAME	BUTTONS	HIT(S)	DAMAGE
Elbow	D + S	01	02
Power Spike	D + T	01	03
Super Power Spike	D + R1	01	04
Foot Slide	D + X	01	02
Lean Kick	D + O	01	03
Low Roundhouse	D + R2	01	04

JUMPING ATTACKS

NAME	BUTTONS	HIT(S)	DAMAGE
Elbow	U + S	01	02
Force Shell	U + T	01	04
Beam Shot	U + R1	01	05
Head Shot	U + X	01	02
Power Head Shot	U + O	01	03
Axis Dropkick	U + R2	01	04

THROWS

NAME	BUTTONS	HIT(S)	DAMAGE
Magneto Effect	L2	01	16
Atomic Outflux	F + L2	01	15
Narcosis Slam	B + L2	01	18

SPECIAL ATTACKS

NAME	BUTTONS	HIT(S)	DAMAGE
Power Gush	D F S	01	06
Power Gush 2	D F T	01	07
Power Gush 3	D F R1	01	08
Lure	D F X	01	07
Magnetic Lift	B F S	01	06
Magnetic Lift 2	B F T	01	07
Magnetic Lift 3	B F R1	01	08

SUPER ATTACKS

NAME	BUTTONS	HIT(S)	DAMAGE
------	---------	--------	--------

Hyper Magnetic Lift	B F R2	01	15
Hyper Power Gush	D B R1	01	35
Hyper Lure	D B R2	11	45

=====

13. E X T R A S

=====

HOW TO UNLOCK THE BOSSES?

1. Win the arcade mode at any difficulty using one character per boss. That mean if you finish the first time using Gambit, Toad will be unlocked. But if you use Gambit again to finish the game, Mystique will still be locked. You must use different character to unlock different boss.
2. Or you can play the survival mode and defeat 20 enemies (or 10 enemies should be enough, but I'm not sure).

=====

14. A C T I O N R E P L A Y C O D E S

=====

I got these codes from Cheat Code Central (www.cheatcc.com) and I have got their permission to put these codes in my walkthrough.

Joker Command P1	D009679C	????
Joker Command P2	D009679E	????
Infinite Round Time	3009EB44	0063
Unlock Everything (GS 2.2 or Higher Needed)	50000402	0000 800BE56C FFFF
View Ending After First Battle (GS 2.2 or Higher Needed)	E009F0AC	0000 3009F0AC 0009
=====		
PLAYER 1 CODES		
Infinite Health	800A1E5C	B400
75% Health	D00A1E5C	B400 800A1E5C 8700
50% Health	D00A1E5C	B400 800A1E5C 5A00
25% Health	D00A1E5C	B400 800A1E5C 2D00
Quick Death	D00A1E5C	B400 800A1E5C 0000
Infinite Super Meter	800A1F38	1400

Infinite Stringed Supers Meter	800A1F3A 1E00
Infinite X-treme Supers Meter	800A1F3C 2A00
	800A1F34 1500
Infinite Move Counters	800A1F40 0000
Never Lose	800A1F28 0000
Only Need 1 Win	D00A1F28 0000
	800A1F28 0001
PLAYER 2 CODES	
Infinite Health	800A2430 B400
75% Health	D00A2430 B400
	800A2430 8700
50% Health	D00A2430 B400
	800A2430 5A00
25% Health	D00A2430 B400
	800A2430 2D00
Quick Death	D00A2430 B400
	800A2430 0000
Infinite Super Meter	800A250C 1400
Infinite Stringed Supers Meter	800A250E 1E00
Infinite X-treme Supers Meter	800A2510 2A00
	800A2508 1500
Infinite Move Counters	800A2514 0000
Never Lose	800A24FC 0000
Only Need 1 Win	D00A24FC 0000
	800A24FC 0001

=====

15. S P E C I A L T H A N K S

=====

1. GOD for everything
2. My family and my dogs
3. Game FAQs for publishing my faqs
4. Cheat Code Central for allowing me to use their GameShark Codes. Thanks Dave.
5. My computer
6. You for reading my FAQ

=====

16. L I S T O F T H E D A M N E D

=====

I remove all the names inside my List of the Damned except the first two. From

now on I will focused this Damned List only for those damn plagiarist.

1. Name : VEGA

E-mail : vdirect@bdg.centrin.net.id

Website : <http://www.vegindo.com>

He plagiarized my Dino Crisis walkthrough and sell it in his store. He sold it for Rp. 12.500,-. Although he has translate my walkthrough into Indonesian language, I can still recognize it. That stupid son of a bitch translate it words-by-words. The book's title is GAME GUIDE Volume 9. All the previous volume of that book is also ripping someone else's faq (especially from GameFAQs) and translate it into Indonesian.

For HS, the animal that I suspect responsible for that, I got few words for you :

F*** YOU BASTARD. HOW DARE YOU PLAGIARIZE MY WALKTHROUGH AND SOLD IT IN YOUR FILTHY STORE. ENJOY THAT MONEY WHILE YOU CAN. BECAUSE SOON I WILL MAKE YOU REGRET FOR BEING BORN INTO THIS WORLD.

For any of the reader that want to do me any favor, please send flames, hate mail, viruses, bomb, nuclear, or anything to his address.

2. Name : Game Station

E-mail : gameguys@bdg.centrin.net.id

Website : <http://www.vegindo.com/gamestation>

Address : Jl. Pungkur 155 Lt. 2, Bandung 40251.

He plagiarized my friend's walkthrough (also from GameFAQs), so I think that this animal is worthy enough to enter my Damned List. They publish it in Game Station, October 1999, 3rd week, volume 21, Rp. 3.500,-

For KSH, Sir Maul, Tik Tan, Ratu Bedak, Blue Beo, and anybody that I forgot to mention, I just want to say this : SCREW YOU ALL!!!!!! Someday I will visit your office carrying a BIG Shotgun, ready for blowing your f***ing brains out from your f***ing head.

Reader, please send this asshole some 'nice' stuff.

My last note for Damned #1 and Damned #2

All of you will surely burn in hell for what you did, so enjoy that blood money while you can....

=====

17. I M P O R T A N T N O T E

=====

Hey, faq-makers, you should read this section. I just receive an e-mail and he told me that he has asking everybody who made a walkthrough (including myself) and I'm the ONLY one that answered. Have you all forgot the manner that your father and mother taught you when you were kids? If someone asking for your help and you can help him, then do so. If you don't want people to send you an e-mail then said so on your faq. Don't let people disappointed. I also have the same experience. I asked someone and he didn't answered me. I don't know if he's a busy man or not, but he didn't answered me. I'm very disappointed. Just because you have made a great faq, and a lot of people e-mail you, it don't make you a great man. What makes you a great man is your attitude.

And for myself, I guarantee that I will answer your questions, even if I can't answer it. And if I haven't answered your mail within a week, please mail me back, because maybe I don't read your faq, or something like that.

=====

18. A U T H O R ' S N O T E

=====

For those of you who want to send comments, questions, or information regarding

this FAQ, send them to : arunraya@centrin.net.id

Feel free to e-mail me about any mistakes or additions concerning this FAQ, but don't forget to mention " X-Men Mutant Academy" in the "Subject" field.

If you read this FAQ not on these sites :

- 01) Game FAQs (<http://www.gamefaqs.com/>)
- 02) Console Gamer (<http://www.console-gamer.com/>)
- 03) Absolute Playstation International (<http://www.absolute-playstation.com/>)
- 04) Playstation Network (<http://www.caratworld.com/psnetwork/>)
- 05) Cheat Code Central (<http://www.cheatcc.com/>)
- 06) Video Games Strategies (<http://www.vgstrategies.about.com/>)
- 07) Planet Web (<http://www.planetweb.purespace.de/>)
- 08) Hype.Se (<http://cheats.hype.se/>)
- 09) Game Revolution (<http://www.game-revolution.com/>)
- 10) Game Core (<http://www.videogamecore.com/>)
- 11) Xcheater (<http://www.xcheater.com/>)
- 12) PhatGames (<http://www.phatgames.com/>)
- 13) Spoiler Centre (<http://www.the-spoiler.com/>)
- 14) The Cheat Empire (<http://home.planetinternet.be/twuyts>)
- 15) The PlayStation Pit (<http://www.psxpit.com/>)
- 16) Survival Horror (<http://survivalhorror.com/>)
- 17) Games Blaster (<http://www.gamesblaster.com/>)
- 18) Gaming Addiction (<http://www.games.prohosting.com/>)
- 19) Diablo Page (<http://www2.50megs.com/neo667/diablo.html>)
- 20) Resident Evil Extreme (<http://rextreme.evilmgaming.net>)
- 21) PsxGamer (<http://www.psxgamer.com>)
- 22) SuperCheats (<http://www.supercheats.com>)
- 23) All Anime (<http://www.allanime.com>)
- 24) Adrenaline Vault (<http://www.avault.com/cheats>)
- 25) Blue Crescent's Page (<http://members.xoom.com/bluecrescent/credits.html>)
- 26) RPG Classics (<http://www.rpgclassics.com>)
- 27) Happy Puppy (<http://www.happypuppy.com/>)
- 28) Chi Phan's Page (<http://homepages.go.com/~chphan/Rpgdreamersindex.html>)
- 29) Bob Santos' Page (http://www.geocities.com/charmin_guy_011285)
- 30) Alternative Reality (<http://www.alternative-reality.com>)
- 31) DLH (<http://DLH.Net>)
- 32) Firesoft (<http://www.firesoft.net>)
- 33) Beyond Evil (<http://beyondevil.cjb.net/>)
- 34) Random Page of Crap (<http://www.geocities.com/frozen4lyfe/index.html>)
- 35) Nemesis' Page (http://www.geocities.com/i_am_nemesis_99/)
- 36) Boschamp's Page (<http://www.angelfire.com/games2/boschamp>)
- 37) Lugia12's Page (<http://www.geocities.com/lugia12/index.htm>)
- 38) Our Turf (<http://www.ourturf.com>)
- 39) Randar 83's Page (<http://www.geocities.com/randar84>)
- 40) Total Video Games (<http://www.totalvideogames.com>)
- 41) Cheating.De (<http://www.cheating.de>)
- 42) Cheat City (<http://www.cheatcity.com>)
- 43) Fei Yuki's Page (<http://feiyenkn.homepage.com>)
- 44) Web Spot (<http://silverqueen.cjb.net>)
- 45) Tim's Vault (<http://www.timsvault.com>)
- 46) Andrea Busia's Page (<http://www.ludus.it>)
- 47) Think Evil (<http://www.thinkevil.com>)
- 48) Gaming Planet (<http://www.gamingplanet.com>)
- 49) Games Angel (<http://www.gamesangel.homestead.com>)
- 50) Crosswinds (http://www.crosswinds.net/~hugegameplayer/www_smackdown/index.htm)
- 51) RPG Classics (<http://www.rpgclassics.com>)
- 52) GameCastle
- 53) RPG Legerdemain (rwartow.tripod.com)
- 54) Webcheats (<http://www.webcheats.de>)

- 55) XCheater (<http://www.xcheater.com/>)
- 56) Neoseeker (<https://www.neoseeker.com/>)
- 57) GameThrust (<http://www.gamethrust.com/>)
- 58) PC Game Revieew (<http://www.pcgamereview.com/>)
- 59) DC Guide (<http://www.dcguid.co.uk/>)
- 60) RPG DREAMERS (<http://www.crosswinds.net/~rpgdreamer>)
- 61) RPG-Vortex (<http://www.rpg-vortex.com>)
- 62) CheatPage (<http://www.cheatpage.com/>)
- 63) Wrestling Games (<http://www.wrestling-games.com/>)
- 64) Resident Evil Mania (<http://www.geocities.com/residentevilmania/index.html>)
- 65) GameSpot (<http://www.gamespot.com/>)
- 66) RPG Temple (<http://come.to/sashy>)
- 67) The Horror Is Alive (<http://go.to/TheHorror/>)
- 68) PSXCodez (<http://www.psxcodez.com/>)
- 69) RPGamer (<http://www.RPGamer.com/>)

Please tell me where you read it. And if you know someone who has rip-off my work, please tell me his e-mail address and where you read it, we will take care the rest.

Thanks for reading my FAQ and please send in any comments, questions, or informations!

This document copyright (c) 2000 Stinger 3:16

This document is copyright Duo Maxwell and hosted by VGM with permission.