

SEGA™

SEGA
GENESIS™



MORTAL KOMBAT II®

INSTRUCTION MANUAL

MIDWAY®

Acclaim®
entertainment, inc.



LICENSED BY
SEGA ENTERPRISES, LTD. FOR PLAY ON THE
SEGA™ GENESIS™ SYSTEM.

EmuMovies



This official seal is your assurance that this product meets the highest quality standards of SEGA™. Buy games and accessories with this seal to be sure that they are compatible with the SEGA™ GENESIS™ SYSTEM.

HANDLING YOUR CARTRIDGE

- The Sega™ Genesis™ Cartridge is intended for use exclusively with the Sega™ Genesis™ System.
- Do not bend it, crush it, or submerge it in liquids.
- Do not leave it in direct sunlight or near a radiator or other source of heat.
- Be sure to take an occasional recess during extended play, to rest yourself and the Sega Cartridge.

Warning

To owners of projection televisions: Still pictures or images may cause permanent picture-tube damage or mark the phosphor of the CRT. Avoid repeated or extended use of video games on large-screen projection televisions.

WARNING: READ BEFORE USING YOUR SEGA VIDEO GAME SYSTEM.

A very small percentage of individuals may experience epileptic seizures when exposed to certain light patterns or flashing lights. Exposure to certain patterns or backgrounds on a television screen or while playing video games may induce an epileptic seizure in these individuals. Certain conditions may induce undetected epileptic symptoms even in persons who have no history of prior seizures or epilepsy. If you, or anyone in your family, has an epileptic condition, consult your physician prior to playing. If you experience any of the following symptoms while playing a video game - dizziness, altered vision, eye or muscle twitches, loss of awareness, disorientation, any involuntary movement, or convulsions- **IMMEDIATELY** discontinue use and consult your physician before resuming play.

NOTHING, NOTHING CAN PREPARE YOU!

500 years ago, the shapeshifter Shang Tsung™ was banished from the Outworld to the Mother Realm (Earth) for his crimes. There, with the aid of his pupil Goro™, a hideous half-human dragon, he was to atone for his crimes by unbalancing the furies of the realm, allowing his master Shao Kahn™ and his minions to enter the dominion and rule forever.

He was defeated.

He returned to the Outworld a failure, facing execution at the hands of Shao Kahn™, supreme ruler of the Outworld, the Astral Planes of Shokan and the surrounding kingdoms. With the apparent death of Goro™, his fate seemed sealed. But Tsung™ told Kahn™ of his plan for revenge, a plot so evil and twisted even Kahn™ was persuaded to grant him one final opportunity to redeem himself. He cleverly lured his adversaries to the bizarre Outworld where they would face a new challenge—a tournament hosted by Shao Kahn™ himself.

Today, the
Tournament
Begins...
Again!



LET THE TOURNAMENT BEGIN!

1. Make sure the power switch is OFF.
2. Insert your Mortal Kombat® II Game Cartridge as described in your Sega™ Genesis™ instruction manual.



3. Turn the power switch ON. When you see the Mortal Kombat® II screen, press START to get to the Options Screen. You will be given two choices: START GAME and OPTIONS. Move the D-BUTTON UP or DOWN to highlight your choice, then press the START BUTTON.



PLEASE NOTE: UPON POWER UP YOUR GAME IS SET FOR THE 3-BUTTON CONTROLLER AND THE ACTIVATOR. IF YOU WISH TO USE THE 6-BUTTON CONTROLLER, PLEASE SEE INSTRUCTIONS LOCATED ON PAGE 5 ON HOW TO MAKE THE GAME 6-BUTTON COMPATIBLE.

START GAME begins a one-player battle for the title of Grand Champion. First, however, a fighter must be selected. The warrior selection screen has pictures of all the warriors available to a player.



To select a warrior, move the colored frame onto a warrior using the D-BUTTON. When your choice is framed, press the A, B, or C BUTTON to select him.

To select a warrior randomly, leave the frame on the initial warrior (Liu Kang™ for Player 1, Reptile™ for Player 2) and press UP and the START BUTTON.

Should a second player desire to join the tournament, he may do so at any time by pressing his START BUTTON. This will then return both players to the "Choose Your Fighter" screen where they again must choose their warriors. Both players may choose the same warrior. When this happens, the two will be distinguished by color. The players will then battle one another with the winner continuing onward in the tournament, and the loser's game ending.

OPTIONS brings the player to the OPTIONS screen where a number of game features can be modified using the D-BUTTON ARROWS.



DIFFICULTY allows you to choose whether the game will be Very Easy, Easy, Medium, Hard or Very Hard. To set Difficulty, move the cursor to your choice and press any button. Then move the cursor to **DONE** and press the **START** button.

CREDITS allows you to determine how many continues you may use before your game is over. To increase or decrease your credits, move the **D-BUTTON LEFT** or **RIGHT**. After choosing the desired number of credits, move the cursor to **DONE** and press the **START BUTTON**.

EXTRA CONTROLS: Both the Activator and 3-Button Controller share the same setting. To Select the 6-Button Controller, move your cursor to the port you wish to play from and press the **A** Button to select. Once your selection has been made, move the cursor to **DONE** and press the **START BUTTON**.

To exit the options screen and return to the main title screen, move the cursor to **DONE** and press the **START BUTTON**.

RULES OF THE OUTWORLD


While the kombatants in the original Shaolin Tournament for Martial Arts wagered their very lives upon their skills, in Shao Kahn's™ Outworld tournament, they wager much more!!!



The Outworld tournament first tests a warrior's fighting skill by pitting him against each of the formidable Earth warriors. In all Mortal Kombat battles, meters in the upper-left and upper-right corners of the screen measure the health of the warriors.

The meters begin each round completely green, but each time a warrior is hit, an amount of red signifying the degree of injury is added to his meter. When a warrior's bar becomes completely red, he is knocked out and the round goes to his opponent.

Should time run out before either kombatant is knocked out, the warrior with less injury is declared the victor. The first warrior to win two rounds takes the match and moves on to his next opponent.



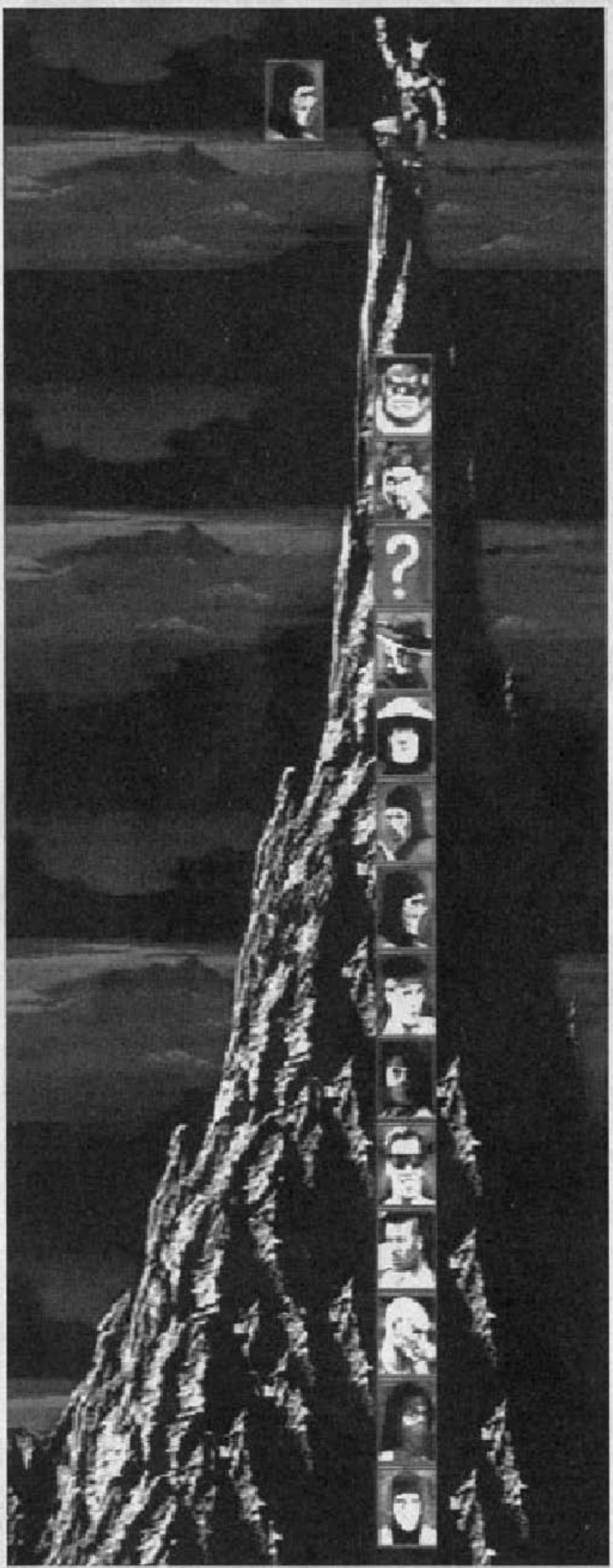
NOTE: *If five rounds pass without a match winner, both kombatants will be disqualified from the tournament.*

Once a warrior has defeated the other kombatants in the tournament, he then takes on the first of his Outworld hosts, the demon Shang Tsung™. His youth restored by his master Shao Kahn™, Tsung™ possesses both powerful magic and considerable physical skill.

Should a warrior defeat Tsung™, his next opponent is the massive Kintaro™. Kintaro™ is of the same race of half-human dragons which spawned Goro™. Enraged at his comrade's death at the hands of a mere mortal, Kintaro™ sought entrance to the tournament to seek revenge. Shao Kahn™ granted him this privilege in exchange for his servitude.

Defeating Kintaro™ proves a warrior worthy of meeting Shao Kahn™, supreme ruler of the Outworld, in battle. Defeat him to end his rule and become the Supreme Warrior in the Outworld realm!





THE ART OF KOMBAT II:

THE BASIC MOVES:

The art of Kombat is as it has been for thousands of years. A wise warrior will begin his training with the art of defense. Far more valuable than learning how to inflict blows is learning how to avoid or deflect them, for an opponent who attacks is an opponent who is vulnerable to attack. Defensive lessons are as follows (based on default settings):

3 BUTTON CONTROLLER

TO MOVE FORWARD OR BACK: Press the **CONTROL PAD LEFT** or **RIGHT**

TO BLOCK: Press the **START** button

TO CROUCH: Press the **CONTROL PAD DOWN**

TO JUMP: Press the **CONTROL PAD UP**

TO FLIP FORWARD OR BACK: Press the **CONTROL PAD UP + LEFT** or **RIGHT**

6 BUTTON CONTROLLER

TO MOVE FORWARD OR BACK: Press the **CONTROL PAD LEFT** or **RIGHT**

TO BLOCK: Press the **Y** or **B** **BUTTON**

TO CROUCH: Press the **CONTROL PAD DOWN**

TO JUMP: Press the **CONTROL PAD UP**

TO FLIP FORWARD OR BACK: Press the **CONTROL PAD UP + LEFT** or **RIGHT**

Once defense has been mastered, a warrior can begin to learn the fundamental offensive moves—the punches and kicks. In combination with strong defensive tactics, these moves are enough to defeat most foes. The fundamental offensive moves are as follows:

3 BUTTON CONTROLLER

TO PUNCH (LOW): Press the **A BUTTON**

TO PUNCH (HIGH): Press **Forward or Back + A**

TO KICK (LOW): Press the **B BUTTON**

TO KICK (HIGH): Press the **C BUTTON**

6 BUTTON CONTROLLER

TO PUNCH (LOW): Press the **A BUTTON**

TO PUNCH (HIGH): Press the **X BUTTON**

TO KICK (LOW): Press the **C BUTTON**

TO KICK (HIGH): Press the **Z BUTTON**

THE ADVANCED MOVES:

The advanced moves use the basic moves as building blocks to form powerful maneuvers. However, although they do more damage, they also are slower. The advanced moves are as follows:

To Uppercut: Press **CROUCH + HIGH** or **LOW PUNCH**

To Foot Sweep: Press **AWAY + LOW KICK**

To Roundhouse: Press **AWAY + HIGH KICK**

To execute a Flying Punch: **JUMP** or **FLIP + LOW** or **HIGH PUNCH**

To execute a Flying Kick: **JUMP** or **FLIP + LOW** or **HIGH KICK**

SPECIAL MOVES:

While being a master of Kombat may be enough to win any Earth contest, winning a contest in the hostile Outworld requires more of a warrior. In preparation for this tournament, every warrior has perfected several special moves. These moves often draw upon spiritual or supernatural energies, extreme physical conditioning, or mutant abilities for their effectiveness, and can be especially potent, often devastating an opponent.



WARRIOR WISDOM:

- **Patience is a warrior's greatest ally. Wait for your opponent to attack, then counterattack him when he is most vulnerable.**
- **Timing is crucial to landing many moves. Practice often to learn timing secrets.**
- **With practice, combinations of moves can be learned which allow a warrior to hit his opponent several times before he has an opportunity to defend himself, making them an invaluable tool.**
- **Every warrior has different strengths and weaknesses in terms of speed and movement. Discovering these styles allows you to both use them better and combat them better.**



QUICK REFERENCE CHART

	Normal	+Towards
A BUTTON	Low Punch/ Throw	High Punch/ Throw
B BUTTON	Low Kick	Low Kick
C BUTTON	High Kick	High Kick
START BUTTON	Block	Block

T (3-Button Controller)

+Away	+Up	+Down
High Punch	Flying Punch	Uppercut
Foot Sweep	Flying Kick	Crouched Low Kick
Roundhouse	Flying Kick High Kick	Crouched High Kick
Block	Block	Block

QUICK REFERENCE CHART

	Normal	+Towards
A BUTTON	Low Punch/ Throw	Throw
X BUTTON	High Punch	High Punch
C BUTTON	Low Kick	Low Kick
Z BUTTON	High Kick	High Kick
B OR Y BUTTON	Block	Block

T (6-Button Controller)

+Away	+Up	+Down
Low Punch	Flying Punch	Uppercut
High Punch	Flying Punch	Uppercut
Foot Sweep	Flying Kick	Crouched Low Kick
Roundhouse	Flying Kick	Crouched High Kick
Block	Block	Block

WARRIOR PROFILES

LIU KANG™

After winning back the Shaolin Tournament from Shang Tsung's™ twisted clutches and returning him to the Outworld in disgrace, Liu Kang™ returned to his temples. He discovered his sacred home in ruins, his Shaolin brothers lost in a vicious battle with a horde of Outworld warriors, a parting salvo from Tsung™ and his minions. Now he travels into the dark realm to seek revenge...



Special Moves: 3-Button

Standard Fireball: Towards, Towards + Punch

Crouching Fireball: Towards, Towards, Punch

Flying Kick: Towards, Towards, High Kick

Bicycle Kick: Hold Low Kick for 5 seconds then release

Special Moves: 6-Button

Standard Fireball: Towards, Towards, High Punch

Crouching Fireball: Towards, Towards, Low Punch

Flying Kick: Towards, Towards, High Kick

Bicycle Kick: Hold Low Kick for 5 seconds then release





KUNG LAO™

A former Shaolin monk and member of the White Lotus Society, Kung Lao™ is the last descendant of the great Kung Lao™ who was defeated by Goro™ 500 years ago, allowing the tournament to fall into Shang Tsung's™ evil hands. Realizing the danger the Outworld menace poses to all Earth, he joins Liu Kang™ in entering Shao Kahn's™ contest.

Special Moves: 3-Button

Teleport: Down, Up

Hat Throw: Away, Towards + Punch

Bullet Kick: Down + High Kick at the peak of any jump

Whirlwind Spin: Up, Up, Low Kick (Keep tapping Low Kick to keep spinning)


Special Moves: 6-Button

Teleport: Down, Up

Hat Throw: Away, Towards + Low Punch

Bullet Kick: Up, Down + High Kick at the peak of any jump

Whirlwind Spin: Up, Up, Low Kick (Keep tapping Low Kick to keep spinning)





JOHNNY CAGE™

The world was shocked when martial arts movie star Johnny Cage™ disappeared from the set of his latest film. But in truth, he was following his former ally Liu Kang™ into the Outworld where he plans to compete in a twisted tournament in which lies the balance of Earth's existence - as well as a script for another blockbuster movie.

Special Moves: 3 Button

Green Flame (Low): Away to Towards + Punch

Green Flame (High): Towards to Away + Punch

Shadow Kick: Away, Towards, Low Kick

Shadow Uppercut: Away, Down, Away + Punch

Low Blow: Block + Punch

Special Moves: 6 Button

Green Flame (Low): Half Circle Away to Towards, Low Punch

Green Flame (High): Half Circle Towards to Away, High Punch

Shadow Kick: Away, Towards, Low Kick

Shadow Uppercut: Away, Down, Away, High Punch

Low Blow: Block + Low Punch





REPTILE™

Shang Tsung's™ personal protector, Reptile™ lurks in the shadows stopping all those who would do his master harm. His human form is believed to disguise a horrific reptilian creature whose race was thought extinct millions of years ago. He enters the contest hoping to defeat all and protect his master.

Special Moves: 3-Button

Acid Spit: Towards, Towards + Punch

Force Ball: Away, Away, Punch

Invisible: Hold Block, Up, Up, Down, release Block, Punch

Slide: Away + High Kick + Low Kick


Special Moves: 6-Button

Acid Spit: Towards, Towards, High Punch

Force Ball: Away, Away, High Punch + Low Punch

Invisible: Hold Block, Up, Up, Down, release Block,
High Punch

Slide: Away + High Kick + Low Kick





SUB ZERO™

Thought to have been vanquished in the Shaolin Tournament, Sub Zero™ mysteriously returns. It is believed this secretive member of the Lin Kuei™, a legendary clan of Chinese "ninjas" has traveled into the Outworld to again attempt an assassination of Shang Tsung™. To do so, he must fight his way through Shao Kahn's™ tournament.

Special Moves: 3-Button

Deep Freeze: Down to Towards + Punch

Ground Freeze: Down to Away + Low Kick

Slide: Away + High Kick + Low Kick

Special Moves: 6-Button

Deep Freeze: Down to Towards + Low Punch

Ground Freeze: Down to Away + Low Kick

Slide: Away + High Kick + Low Kick





SHANG TSUNG™

After losing control of the Shaolin Tournament and returning to the Outworld in disgrace, the shapeshifter Shang Tsung™ promised his ruler, Shao Kahn™, that he could still unbalance the furies and allow Kahn™ to take over the Earth. His plan was to lure the Earth warriors to compete in the Outworld, and then, win or lose, never to let them return. Convinced of this plan, Shao Kahn™ restored Tsung's™ youth.

Special Moves: 3-Button

Flaming Skulls: Away, Away + Punch (One)

Away, Away, Towards + Punch (Two)

Away, Away, Towards, Towards + Punch (Three)

Morphs:

Liu Kang™: Away, Away, Towards, Towards, Block

Kung Lao™: Away, Down, Away, High Kick

Johnny Cage™: Away, Away, Down, Punch

Reptile™: Down, Up, Down + Punch

Sub Zero™: Towards, Down, Towards, Punch

Kitana™: Block, Block, Block

Jax™: Down, Towards, Away, High Kick

Mileena™: Hold Punch for 2 seconds then release

Baraka™: Down, Down, Low Kick

Scorpion™: Up, Up

Rayden™: Down, Away, Towards, Low Kick

Special Moves: 6-Button

Flaming Skulls: Away, Away, High Punch (One)

Away, Away, Towards, High Punch (Two)

Away, Away, Towards, Towards, High Punch (Three)

Morphs:

Liu Kang™: Away, Away, Towards, Towards, Block

Kung Lao™: Away, Down, Away, High Kick

Johnny Cage™: Away, Away, Down, Low Punch

Reptile™: Down, Up, Down + High Punch

Sub Zero™: Towards, Down, Towards, High Punch

Kitana™: Block, Block, Block

Jax™: Down, Towards, Away, High Kick

Mileena™: Hold High Punch for 2 seconds then release

Baraka™: Down, Down, Low Kick

Scorpion™: Up, Up

Rayden™: Down, Away, Towards, Low Kick





KITANA™

Kitana's™ beauty hides her savage role as a personal assassin for Shao Kahn™. Seen talking to an Earth realm warrior, her motives have come under suspicion by her twin sister Mileena™, but, only Kitana™ knows her own true intentions.

Special Moves: 3-Button

Fan Swipe: Away + Punch

Fan Throw: Towards, Towards, Punch

Fan Lift: Away, Away, Away + Punch

Squarewave: Towards to Away + Punch

Special Moves: 6-Button


Fan Swipe: Away + High Punch

Fan Throw: Towards, Towards, High Punch + Low Punch

**Fan Lift: Away, Away,
Away, High Punch**

Square Wave Punch:

**Towards to Away,
High Punch**





JAX™

Major Jackson Briggs™ was leader of the U.S. Special Forces unit of which Lt. Sonya Blade™ was a member. After receiving a signal from Lt. Blade™, Jax™ embarks on a rescue mission, hoping to retrieve both Sonya™ and the elusive Kano™, wanted criminal and leader of the Black Dragon organization. Sonya's™ trail leads him into the ghastly Outworld, where he believes both Sonya™ and Kano™ to be held prisoner.

Special Moves: 3-Button

Ground Pound: Hold Low Kick for 3 seconds, then release

Grab: Towards, Towards, Punch

Super Slam: Tap Punch during Throw maneuver

Sonic Wave: Half circle, Towards to Away, High Kick

Backbreaker: Block, while in air with opponent

Special Moves: 6-Button


Ground Pound: Hold Low Kick for 3 seconds, then release

Grab: Towards, Towards, Low Punch

Super Slam: Tap High Punch during Throw maneuver

Sonic Wave: Half circle, Towards to Away, High Kick

Backbreaker: Block, while in air with opponent



MILEENA™

Serving as an assassin along with her twin sister Kitana™, Mileena's™ dazzling appearance conceals her hideous intentions. At Shao Kahn's™ request, she is asked to watch for her twin's suspected dissension and must put a stop to it at any cost.



Special Moves: 3-Button

Teleport Kick: Towards, Towards, High Kick

Roll Attack: Away, Away, Down, High Kick


Sai Throw: Hold Low Kick for 2 seconds then release

Special Moves: 6-Button

Teleport Kick: Towards, Towards, Low Kick

Roll Attack: Away,
Away, Down, High Kick

Sai Throw: Hold High
Punch for 2 seconds
then release





BARAKA™

Baraka™ led the attack against Liu Kang's™ Shaolin temple. He belongs to a nomadic race of mutants living in the wastelands of the Outworld. His fighting skills and dreaded Blade Fury gained the attention of Shao Kahn™ who then recruited him into his army of destruction.

Special Moves: 3-Button

Blade Swipe: Away + Punch

Blade Spark: Down to Away + Punch

Blade Fury: Away, Away, Away, Punch

Double Kick: Tap High Kick 2 times when close to your opponent

Special Moves: 6-Button

Blade Swipe: Away + High Punch

Blade Spark: Down to Away, Low Punch

Blade Fury: Away, Away, Away, Low Punch

Double Kick: Tap High Kick 2 times when close to your opponent



SCORPION™

This reincarnated specter is back after learning of Sub Zero's™ return. He again stalks the ninja warrior, following him into the dark realm of the Outworld where he continues his personal mission — to avenge the loss of his family at the hands of the Lin Kuei™ clan.



Special Moves: 3-Button

Spear: Away, Away, Punch

Decoy: Down to Away + Punch

Scissor Takedown: Towards to Away, Low Kick

Air Throw: Block, while in air with opponent

Special Moves: 6-Button

Spear: Away, Away, Low Punch

Decoy: Down to Away, High Punch

Scissor Takedown: Towards to Away, Low Kick

Air Throw: Block, while in air with opponent





RAYDEN™

Watching events unfold from high above, the mystic Rayden™ realizes the grim intentions of Shao Kahn™. After warning the remaining warriors from the Shaolin Tournament, Rayden™ soon disappears. He is believed to have ventured into the Outworld alone.

Special Moves: 3-Button

Lightning Bolt: Down to Towards + Punch

Flying Thunderbolt: Away, Away, Towards

Teleport: Down, Up

Shock: Hold Punch for 3 seconds, then release when next to a standing opponent (In two player mode only!)


Special Moves: 6-Button

Lightning Bolt: Down to Towards, Low Punch

Flying Thunderbolt: Away, Away, Towards


Teleport: Down, Up

Shock: Hold High Punch for 3 seconds, then release when next to a standing opponent (In two player mode only!)




KINTARO™

With Goro™ missing, Kintaro™ steps up to take his place as supreme ruler of Shao Kahn's™ armies. Stronger and more agile than his predecessor he is enraged by Goro's™ defeat. Kintaro™ vows to take revenge on the Earth warriors responsible.



SHAO KAHN™

The supreme ruler of the Outworld, Shao Kahn™ governs the Astral Planes of Shokan and all surrounding kingdoms. Five hundred years ago he banished the shapeshifter Shang Tsung™ into the Mother Realm (Earth) to pay for his crimes. Shang Tsung™ was to unbalance the furies and create a weakness in Earth's dimensional gates. This weakness in the gates would allow Kahn™ and his minions to forever walk the Earth and plague its inhabitants to a dark and chaotic existence. Only then would Shang Tsung™ be cleared of his offense and the curse be lifted.



NOTES

**AVAILABLE
IN DECEMBER
WHILE SUPPLIES
LAST!**

**Watch for
super-sized
12" figures
too!**



MORTAL KOMBAT®

**KICK INTO ACTION
WITH MORTAL KOMBAT®
FIGURES AND ACCESSORIES!**

**If you think you're tough enough
to hit the next level in
hand-to-hand kombat, check out:**

- **JOHNNY CAGE™**
- **LIU KANG™**
- **RAYDEN™**
- **SUB-ZERO™**

**Action Figures with shooting weapons
and "Ninja Action" moves!**

Fight back with

- **KANO'S™ KOMBAT CYCLE™ &**
 - **REPTILE'S™ DRAGON MK-1™ ATTACK BOAT!**
- Each with a shooting launcher!**

© 1994 Hasbro, Inc. All Rights Reserved.
© 1992 MORTAL KOMBAT® is a trademark
of Midway® Manufacturing Company.
All Rights Reserved. Used Under License.

HASBRO® TOY
A DIVISION OF HASBRO, INC.

AGE CODE: RATED 10 & UP.
Caution: Do not aim
weapons at eyes or face.

MORTAL KOMBAT® - It's not just a game anymore!

Acclaim Entertainment, Inc. LIMITED WARRANTY

Acclaim Entertainment, Inc. warrants to the original purchaser only of this Acclaim software product that the medium on which this computer program is recorded is free from defects in materials and workmanship for a period of ninety (90) days from the date of purchase. This Acclaim software program is sold "as is," without express or implied warranty of any kind, and Acclaim is not liable for any losses or damages of any kind resulting from use of this program. Acclaim agrees for a period of ninety (90) days to either repair or replace, at its option, free of charge, any Acclaim software product, postage paid with proof of date of purchase, at its Factory Service Center. Replacement of the cartridge, free of charge to the original purchaser (except for the cost of returning the cartridge) is the full extent of our liability.

This warranty is not applicable to normal wear and tear. This warranty shall not be applicable and shall be void if defect in the Acclaim software product has arisen through abuse, unreasonable use, mistreatment or neglect. THIS WARRANTY IS IN LIEU OF ALL OTHER WARRANTIES AND NO OTHER REPRESENTATIONS OR CLAIMS OF ANY NATURE SHALL BE BINDING ON OR OBLIGATE ACCLAIM. ANY IMPLIED WARRANTIES APPLICABLE TO THIS SOFTWARE PRODUCT INCLUDING WARRANTIES OF MERCHANTABILITY AND FITNESS FOR A PARTICULAR PURPOSE, ARE LIMITED TO THE NINETY (90) DAY PERIOD DESCRIBED ABOVE. IN NO EVENT WILL ACCLAIM BE LIABLE FOR ANY SPECIAL, INCIDENTAL OR CONSEQUENTIAL DAMAGES RESULTING FROM POSSESSION, USE OR MALFUNCTION OF THIS ACCLAIM SOFTWARE PRODUCT.

Some states do not allow limitations as to how long an implied warranty lasts and/or exclusions or limitations of incidental or consequential damages so the above limitations and/or exclusions of liability may not apply to you. This warranty gives you specific rights, and you may also have other rights which vary from state to state.

This warranty shall not be applicable to the extent that any provision of this warranty is prohibited by any federal, state or municipal law which cannot be pre-empted.

Repairs / Service After Expiration of Warranty - If your cartridge requires repair after expiration of the 90-day Limited Warranty Period, you may contact the Consumer Service Department at the number listed below. You will be advised of the estimated cost of repair and the shipping instructions.

Acclaim Hotline/Consumer Service Dept. (516) 624-9300

Marketed by Acclaim. Distributed by Acclaim Distribution, Inc.

71 Audrey Avenue, Oyster Bay, New York 11771

MORTAL KOMBAT® II © 1993 Licensed from Midway® Manufacturing Company. All rights reserved. MARVEL COMICS, MAXIMUM CARNAGE and all character names and likenesses TM & © 1994 Marvel Entertainment Group, Inc. All Rights Reserved. Acclaim is a division of Acclaim Entertainment, Inc. ® & © 1994 Acclaim Entertainment, Inc. All Rights Reserved.

Patents: U.S. #'s 4,442,486/4,454,594/4,462,076/4,026,555; Europe # 80244; Canada #'s 1,183,276/1,082,351; Hong Kong # 88-4302; Germany # 2,609,826; Singapore # 88-155; U.K. # 1,535,999; France # 1,607,029; Japan #'s 1,632,396/82-205605 (Pending).