

MIKE PIAZZA'S

STRIKE ZONE

Mike Piazza



GT Interactive
Software

NINTENDO⁶⁴



WARNINGS AND CONSUMER INFORMATION

WARNING: PLEASE CAREFULLY READ THE CONSUMER INFORMATION AND PRECAUTIONS BOOKLET INCLUDED WITH THIS PRODUCT BEFORE USING YOUR NINTENDO® HARDWARE SYSTEM, GAME PAK OR ACCESSORY. THIS BOOKLET CONTAINS IMPORTANT SAFETY INFORMATION.

THIS PRODUCT HAS BEEN RATED BY THE ENTERTAINMENT SOFTWARE RATING BOARD. FOR INFORMATION ABOUT THE ESRB RATING, OR TO COMMENT ABOUT THE APPROPRIATENESS OF THE RATING, PLEASE CONTACT THE ESRB AT 1-800-771-3772.



THE OFFICIAL SEAL IS YOUR ASSURANCE THAT NINTENDO HAS APPROVED THE QUALITY OF THIS PRODUCT. ALWAYS LOOK FOR THIS SEAL WHEN BUYING GAMES AND ACCESSORIES TO ENSURE COMPLETE COMPATIBILITY. ALL NINTENDO PRODUCTS ARE LICENSED BY SALE FOR USE ONLY WITH OTHER AUTHORIZED PRODUCTS BEARING THE OFFICIAL NINTENDO SEAL OF QUALITY.

CONTENTS

Command Summary	2
Controller	7
Main Menu	9
Single Game	9
Season Play	9
World Series™	10
All-Star Game™	10
Home Run Derby™	10
Team Control	11
Line-Up	11
Trade	11
Schedule	11
News	12
Edit Player	12
Edit Team	12
Draft	12
Game Options	13
Controller Pak & Rumble Pak	15
Playing the Game	16
Batting	16
Pitching	16
Fielding	16
Base-Running	17
Throwing	17
Strategy	17
Technical Support	18
Credits	20



COMMAND SUMMARY



MENU SYSTEM

ACTION

- Move Cursor
- Select or Highlight Items
- Reverse screen, de-select item
- Select Player Info.
- Select Item, Pause
- Scroll Screens Left
- Scroll Screens Right

BUTTON

- Control Pad, Control Stick
- A Button
- B Button
- Z Button
- Start Button
- L Button
- R Button



COMMAND SUMMARY

BATTING BEFORE THE PITCH

ACTION

Pause Game
Swing the Bat
Get into/out of Bunt Stance
All Runners Lead Off
Lead Off Specific Runner
All Runners Return
Return Specific Runner to Base
Steal Second
Steal Third
Steal Home
All Runners Steal
Batter Status Bar

BUTTON

Start Button
A Button
B Button
Z Button, 3 presses for Max
Z Button + Direction (3 for max)
R Button
R Button + Direction
C \uparrow Button
C \leftarrow Button
C \downarrow Button
C \rightarrow Button
L Button

ONCE THE BALL IS PITCHED

ACTION


Swing
Bunt
Steal Second
Steal Third
Steal Home
All Runners Steal
All Runners Advance
All Runners Return to Base

BUTTON

A Button
B Button + Direction
C \uparrow Button
C \leftarrow Button
C \downarrow Button
C \rightarrow Button
Z Button
R Button



COMMAND SUMMARY



BUNTING

ACTION

- Normal Bunt
- Push Bunt Left
- Push Bunt Right

BUTTON

- B Button
- B+ ← Direction
- B+ → Direction

RUNNING

ACTION

- All Runners Advance
- All Runners Return to Base
- Advance to That Base
- Return to That Base
- Advance to Second Base
- Advance to Third Base
- Advance to Home

BUTTON

- L Button or Z Button
- R Button
- A Button + Control Stick
- B Button + Control Stick
- C↑ Button
- C← Button
- C↓ Button



COMMAND SUMMARY

PITCHING (BEFORE THE PITCH)

ACTION

Third Base Camera

First Base Camera

Pitch Menu

Pause Game

Attempt Pick Off

Pick attempt 1st base

Pick attempt 2nd base

Pick attempt 3rd base

BUTTON

L Button

R Button

Z Button

Start Button

B Button + Base Direction

C → Button

C ↑ Button

C ← Button

BEGIN TO PITCH

ACTION

Fastball

Curve

Screwball

Slider

Change Up

Super Fastball

Sinker

Knuckleball

Split Finger Fastball

Super Change Up

BUTTON

A Button + ↑

A Button + →

A Button + ←

A Button + ↘

A Button

A Button + ↖

A Button + ↓


A Button + ↗

A Button + ↙

A Button



COMMAND SUMMARY



FIELDING

ACTION

Action (dive, jump, throw)

Throw to a Base

Throw to First Base

Throw to Second Base

Throw to Third Base

Throw to Home

Move Fielder

BUTTON

A Button

A Button + Direction

C → Button

C ↑ Button

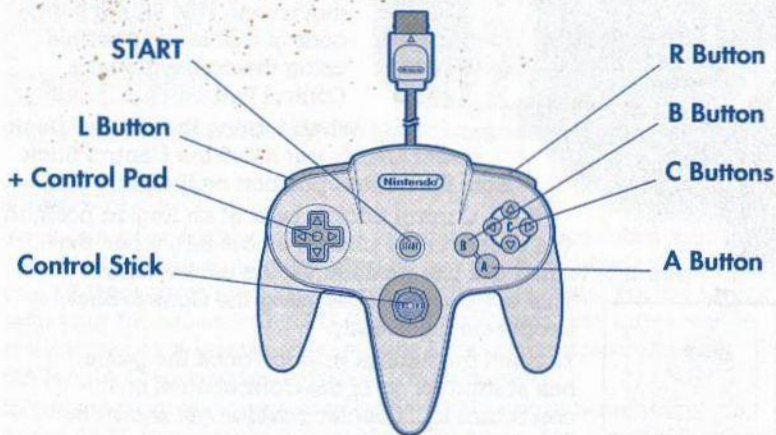
C ← Button

C ↓ Button

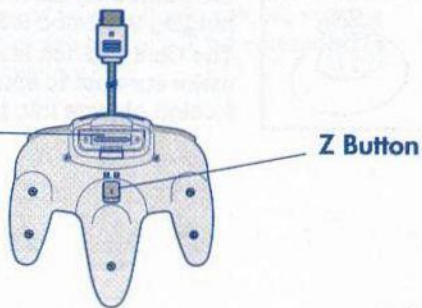
Control Stick




CONTROLLER



N64 Controller Pak™
Connector Slot



CONTROLLER



The Nintendo 64 Controller contains a Control Stick which uses an analog system to read the angles and direction of its movement. This allows subtle control that is not possible using the conventional + Control Pad.

When turning the Control Deck power ON, do not move the Control Stick from it's neutral position on the controller.

If the Control Stick is held at an angled position (as shown in the picture on the left) when the power is turned ON, this position will be set as neutral.

This will cause games using the Control Stick to operate incorrectly.

To reset the neutral position once the game has started let go of the Control Stick so it can return to its center position (as shown in the picture on the left) then press start while holding the L and R Buttons.

The Control Stick is a precision instrument, make sure not to spill liquids or place any foreign objects into it.



MAIN MENU

When you start Mike Piazza's StrikeZone, the main menu will follow the title screen. From the main menu, you can choose the type of game you wish to play.

SINGLE GAME

Play a single game with any two Major League Baseball teams.

SEASON PLAY

Begin a new season or continue an existing one. An entire season can be played, including the playoffs and the World Series™. Use the real MLB teams or start from scratch with a full draft. Trade players with your friends or with CPU General Managers. You can even create your own league, change your League name, and choose the length of your season (162, 81, or 15 games).

In season play, you can play with the 1997 League structure or go to the 1998 structure to include the new expansion teams. Human players can control any number of teams. If you select to play a new season, you will be asked which teams will be controlled by the CPU and which by human players.



MAIN MENU

Single Game

Season

World Series®

All-Star Game™

Home Run Derby™

WORLD SERIES™

Play a seven game
World Series™ with
one or two players.

ALL-STAR GAME™

Replay the 1997 All-Star Game™
in Cleveland, or choose any other
MLB Stadium.

HOME RUN DERBY™

The Home Run Derby™ is a slugging match between
the best hitters from the American and National Leagues.
One or two can play in this home run hitting contest.



TEAM CONTROL

LINE-UP

Replacing players in the current roster with players from the bench changes the team's line-up. A player can change and save custom line-ups, batting orders, and pitching rotations. Substitutions can also be made during the game.

TRADE

Trades are available only during season play. You can trade with both CPU and human controlled players, but CPU controlled teams will only accept fair trades.

SCHEDULE

Select Schedule to view your team's entire season schedule. You can also view each team's schedule in both the American and National Leagues.



TEAM CONTROL



NEWS

Under the News icon, you can view the League standings as well as team and individual League leaders in all statistical categories.

EDIT PLAYER

Each individual player can be edited in a number of different ways. Change a player's name, number, build, hair color, skin color, ratings, batting and throwing hand, and his face.

EDIT TEAM

A team can also be edited. Change a team's nickname, city, logo, uniform colors, stadium name, or the stadium they play in.

DRAFT

At the beginning of each new season, you can choose to put all of your players into a pool and re-draft for all teams. CPU controlled teams will select their players automatically.



GAME OPTIONS

MUSIC

Toggle background music on or off.

SFX

Toggle game sound effects, including the announcer, on or off.

CROWD

Toggle ambient crowd sounds on or off.

STEREO

Toggle stereo sound on or off.

DH (DESIGNATED HITTER)

Toggle the designated hitter on or off.

RUMBLE PAK

Toggle Rumble Pak on or off. See Rumble Paks, page 15, for more information.



GAME OPTIONS



DIFFICULTY

Select level of difficulty. You can choose from All-star, Veteran, or Rookie.

GAME TIME

Choose to play your game during the Day, Afternoon, or Evening.

GAME MODE

Choose between Arcade and Sim. Sim gives you a game experience that closely simulates an actual major league game, while Arcade indulges you in a baseball slugfest.

STADIUM

Use this option to elect to play in a different stadium.

QUIT GAME

Quits the current game and returns you to the Main Menu.



CONTROLLER PAK AND RUMBLE PAK

SAVING TO CONTROLLER PAKS

Mike Piazza's StrikeZone is compatible with the Controller Pak accessory. Before using the accessory, please read the Controller Pak accessory instruction booklet carefully. Follow the on-screen instructions to determine when you should insert or remove the Controller Pak accessory. Only one full season can be saved to a Controller Pak and it will automatically be saved. When playing in a World Series™ or Single game, the game will not be able to be saved and the system must be left on if you wish to continue later.

RUMBLE PAKS

Mike Piazza's StrikeZone is compatible with the Rumble Pak accessory. Before using the accessory, please read the Rumble Pak accessory instruction booklet carefully. Follow the on-screen instructions to determine when you should insert or remove the Rumble Pak accessory. You cannot swap between a Controller Pak and a Rumble Pak while playing the game, so if you want to play with a Rumble Pak in your controller and also save your games, you will need to plug the Controller Pak into a spare controller.



PLAYING THE GAME



As in the real game of Baseball, Mike Piazza's StrikeZone requires strategy as well as quick reflexes. The following are some strategic pointers that can help you optimize your game.

BATTING

Knowing the sluggers on your team lets you capitalize on their strengths and compensate for their weaknesses. While a power hitter can hit the ball far, if his batting skill is low, he's more likely to whiff than to hit it out of the park.

PITCHING

While some think of Pitching as just throwing a ball, a good pitcher knows that ending the inning with as few pitches as possible is to his advantage. Stamina is a huge factor in pitching; the harder you throw, the less chance the batter has to hit the ball, but the pitcher's stamina is sapped much more quickly. Changing up pitches will keep batters on their toes, as they are always looking for that pitch left carelessly over the plate.

FIELDING

Defense is key to winning baseball. You will want to familiarize yourself not only with your fielders, but also the opposing batters to better position your fielders. If you expect your opponent to hit one out of the park, move your fielders to the back wall, but if you think they'll hit it short, bring them in closer.



PLAYING THE GAME

BASE-RUNNING

A player's Speed will determine how fast they can run and steal bases. Knowing the maximum distance each runner can lead-off the base will help in stealing bases and pick-offs.

THROWING

Once the fielder has the ball, he can throw it to any base or the pitcher. It is usually a good idea to nab the lead runner, but if that is not possible, try to get another. See the Control Overview for details on throwing.

STRATEGY

The use of strategy in Baseball is just as important as quick reflexes. The positioning of the infield and the outfield can be critical when trying to stop a single hit or to force-play at home. Knowing not only your own team, but the opposing team's strengths and weaknesses as well is essential to selecting your batting order and your bullpen. Substituting players at key points of the game will keep your pitchers fresh and put your power hitters in the line-up when you need to score a run.



TECHNICAL SUPPORT (U.S. & CANADA)



Assistance Via World Wide Web


Get up-to-the-minute technical information at the GT Interactive Software web-site, at <http://www.gtisonline.com>, twenty-four hours a day, seven days a week. Through this site you'll have access to

our FAQ documents, (Frequently Asked Questions) which contain our latest product information. You'll have access to our Hints/Cheat Codes area where you can pick up some tips if they're available, an E-Mail area where you can leave us your tech support problems and questions, and other areas where you can get valuable information on GT Interactive Software products.

Help Via Telephone In The United States & Canada

For phone assistance, call GT Interactive Software's Tech Support at 716-871-6646. We have an Interactive Voice Response and Faxback system that is available twenty-four hours a day, seven days a week. This console-based product will have automated support at this phone number, which will include information from our FAQ documents such as gameplay tips, information on Control Keys, possible cheat code combination keys, instructions for finding secret screens and/or additional game levels if these type items exist and are made available for this particular product.

If you encounter what may be determined to be a defective product medium issue such as your game freezing at the beginning or during gameplay, no display, etc., information will also be included on the automated system regarding your product return and replacement options. These are described further below.



TECHNICAL SUPPORT (U.S. & CANADA)

Product Return Procedures In The United States & Canada

If you encounter what may be determined to be a defective product medium issue such as those mentioned, you must call GT Interactive Software's Customer Services number at 888-229-0569, extension 800. If our technicians cannot pick up your call directly, please leave your complete name and phone number so that we can call you back promptly.

In the event our technicians at 888-229-0569, extension 800 determine that you will need to forward materials directly to us, they will issue you a Return Merchandise Authorization Number. Make sure you include the Return Merchandise Authorization Number supplied you by the technician along with your full name, address and your telephone number within your return in case we need to call you. Any materials not containing this RMA# will be returned to you unprocessed. Your mail should be sent to the following address:

**GT Interactive Software Corp., Attn: TS/QA, 1 Nixon Lane
Edison, NJ 08817**

Warranty Policy In The United States & Canada

If our technicians determine that the product storage medium is found to be defective within ninety (90) days of original purchase, (unless otherwise provided by applicable law), GTIS will replace the item free of charge, to the original purchaser, if the item is accompanied by the original dated receipt and packaging. If you do not have the original receipt, or if the warranty period has expired, GTIS will replace the product storage medium for a nominal fee.



CREDITS



GT Executive Producers

GT Producer

GT Product Marketing Manager

GT Assistant Product Manager

GT Director of Creative Services

Production Coordinator

Creative Services

GT Communications Manager

GT Director of Documentation

GT Quality Assurance

Special Thanks

Kurt Busch

Greg Williams

Kirby Fong

Evan Stein

Phil Tucker

Leslie Mills

Liz Fierro

Michael Marrs

Vic Merritt

Jill Pomper

Lesley Zinn

Alan B. Lewis

Nic Lavroff

Andre Garcia

Mike Piazza

Holly Newman

Mike Ryder

Jamal Jennings

Richard Davis

Dan Lozano

Brad Schlachter

Jennifer Cooney

Evan Kaplan

Tommy Piazza

Denise Cupen

Lisa Leong



END-USER LICENSE AGREEMENT

PLEASE READ CAREFULLY. BY USING THIS SOFTWARE, YOU ARE AGREEING TO BE BOUND BY THE TERMS OF THIS LICENSE. IF YOU DO NOT AGREE TO THESE TERMS, PROMPTLY RETURN THE PRODUCT IN ITS PACKAGING TO THE PLACE WHERE YOU OBTAINED IT.

1. License. The software accompanying this license (the "Software") and the related documentation are licensed to you by us and are subject to this license. If the Software is configured for loading onto a hard drive, you may so load the Software only onto the hard drive of a single computer and run the Software off of only that hard drive. You may not delete the copyright notices or any other proprietary legends on the original copy of the Software. You may transfer all rights we grant to you in this license to someone else as long as he or she reads and agrees to accept this license. If there is an editor incorporated into the Software, this license is also subject to Section 8 below.
2. Restrictions. The Software contains copyrighted material, trade secrets and other proprietary material. You may not decompile, modify reverse engineer, disassemble or otherwise reproduce the Software except as expressly allowed by us. You may not rent, lease, sublicense or distribute the Software. You may not electronically transmit the Software from one computer or console device to another or over a network.
3. Termination. This License is effective until terminated. You may terminate this License at any time by destroying the Software and related documentation. This License will terminate immediately without notice from us if you fail to comply with any provision of this license. Upon termination, you must destroy the Software and related documentation.
4. Disclaimer of Warranty on Software. You are aware and agree that use of the Software and the media on which it is recorded is at your sole risk. The Software, related documentation and the media are provided "AS IS." Unless otherwise provided by applicable law, GT Interactive Software Corp. warrants to the original purchaser of this product that the Software storage medium will be free from defects in material and workmanship under normal use for ninety (90) days from the date of purchase. This warranty is void if the defect has arisen through accident, abuse, neglect or misapplication. We EXPRESSLY DISCLAIM ALL OTHER WARRANTIES, EXPRESS OR IMPLIED, INCLUDING BUT NOT LIMITED TO, THE IMPLIED WARRANTIES OF MERCHANTABILITY AND FITNESS FOR A PARTICULAR PURPOSE. WE DO NOT WARRANT THAT THE FUNCTIONS CONTAINED IN THE SOFTWARE WILL MEET YOUR REQUIREMENTS, NO ORAL OR WRITTEN INFORMATION OR ADVICE GIVEN BY US OR ANY OF OUR AUTHORIZED REPRESENTATIVES SHALL CREATE A WARRANTY OR IN ANY WAY INCREASE THE SCOPE OF THIS WARRANTY. SOME JURISDICTIONS DO NOT ALLOW THE EXCLUSION OF IMPLIED WARRANTIES, SO THE ABOVE EXCLUSIONS MAY NOT APPLY TO YOU.
5. Limitation of Liability. UNDER NO CIRCUMSTANCES, INCLUDING NEGLIGENCE, SHALL WE BE LIABLE FOR ANY INCIDENTAL, SPECIAL OR CONSEQUENTIAL DAMAGES THAT RESULT FROM THE USE OR INABILITY TO USE THE SOFTWARE OR RELATED DOCUMENTATION, EVEN IF WE HAVE BEEN ADVISED OF THE POSSIBILITY OF THOSE DAMAGES. SOME JURISDICTIONS DO NOT ALLOW THE LIMITATION OR EXCLUSION OF LIABILITY FOR INCIDENTAL OR CONSEQUENTIAL DAMAGES SO THE ABOVE LIMITATION OR EXCLUSION MAY NOT APPLY TO YOU. In no event shall our total liability to you for all damages, losses, and causes of action (whether in contract, tort or otherwise) exceed the amount paid by you for the Software.
6. Controlling Law and Severability. This license shall be governed by and construed in accordance with the laws of the State of New York, USA. If any provision of this license is unenforceable, the rest of it shall remain in effect.
7. Complete Agreement. This license constitutes the entire agreement between the parties with respect to the use of the Software and the related documentation.
8. Editor and End-user Variations.
 - (a) The Software may include an "Editor." An "Editor" is a feature which allows you to modify the Software or to construct new variations for use with it. These modifications and variations can be both playable and non-playable. An Editor includes its associated tools and utilities. An Editor is NOT shareware. You may not freely distribute it to any BBS, CD, floppy or any other media. You may not sell it or repackaging it for sale.
 - (b) Using the Editor, you may create modifications or enhancements to the Software, including the construction of new levels (collectively referred to as "Variations"), subject to the following restrictions:
 - i. Your Variations must only work with the full, registered copy of the Software, not independently or with any other software.
 - ii. Your Variations must not contain modifications to any executable file.
 - iii. Your Variations must not contain any libelous, defamatory, or other illegal material, material that is scandalous or invades the rights of privacy or publicity of any third party, or contains any trademarks, copyright-protected work, or other recognizable property of third parties.
 - iv. At least once in every online description and with reasonable duration on the opening screen, your Variations must prominently identify (i) the names and email addresses of its creators, and (ii) the words "THIS LEVEL IS NOT MADE BY OR SUPPORTED BY GT Interactive Software Corp., The WizardWorks Group, Inc., or any of their affiliates and subsidiaries."
 - v. Your Variations must be distributed solely for free. Neither you nor any other person or party may sell them to anyone, commercially exploit them in any way, or charge anyone for using them. You may exchange them at no charge among other end-users.
 - vi. By distributing or permitting the distribution of any of your Variations, you hereby grant back to us an irrevocable royalty-free right to use and distribute them by any means.
 - vii. The prohibitions and restrictions in this section apply to anyone in possession of the Software or any of your Variations.

Please do not make unauthorized copies. The program you've purchased was produced through the efforts of many people who earn their livelihood from its lawful use. Don't make copies for others who have not paid for the right to use it. To report copyright violations to the Software Publishers Association, call 1-800-388-PIR8 or write:

Software Publishers Association
1101 Connecticut Ave., Suite 901
NW Washington, DC 20036

This program is protected by United States federal and international copyright laws.
All trademarks mentioned in this manual are the property of their respective owners.

Need a hint?

1-900-CALL-2GT

1-900-225-5248

(95¢ per minute. \$1.95 for fax back maps.)

must be 18 years or older, or have parent's permission
to call. touch tone phones only.



Devil's Thumb
entertainment

Mike Piazza's StrikeZone developed by and © 1998 Devil's Thumb® Entertainment. All rights reserved. Major League Baseball trademarks and copyrights are used with permission of Major League Baseball Properties, Inc. MLBPA Official Licensee- Major League Baseball Players Association. Published and distributed by GT Interactive Software Corp. GT and the GT Games Logo are trademarks and the GT Logo is a registered trademark of GT Interactive Software Corp. All other trademarks are the property of their respective companies.

Be sure to visit MLB's Official Web Site, www.mlb.com; www.majorleaguebaseball.com

04-15-44

PRINTED IN JAPAN