

Are You Bug Enough?



Swing, fly, slide and navigate Flik through immense bug-infested levels.



Search for power-ups, tokens and objects to use in the "Living World."



©1999 Activision, Inc. Activision is a registered trademark of Activision, Inc. Space Invaders is a trademark of Taito. The product contains portions of original Space Invaders product created by Activision, Inc. by Taito. ©1978 Taito. TAITO is a registered trademark of Taito Corporation.
 ©Disney/Pixar. All rights reserved. Disney/Pixar's "A Bug's Life" on Nintendo 64. Licensed by Nintendo.
 The official use, likeness, and name are trademarks of Nintendo of America, Inc. ©1999 Nintendo of America, Inc. Published and distributed by Activision, Inc. Activision is a registered trademark of Activision, Inc. All other trademarks and trade names are the properties of their respective owners. All rights reserved.

ACTIVISION, INC.
 P.O. BOX 67713, LOS ANGELES, CA 90067

1-800-915-7463
 PRINTED IN U.S.A.

INSTRUCTION BOOKLET

SPACE INVADERS™



WARNINGS AND CONSUMER INFORMATION

WARNING: PLEASE CAREFULLY READ THE CONSUMER INFORMATION AND PRECAUTIONS BOOKLET INCLUDED WITH THIS PRODUCT BEFORE USING YOUR NINTENDO® HARDWARE SYSTEM, GAME PAK OR ACCESSORY. THIS BOOKLET CONTAINS IMPORTANT SAFETY INFORMATION.

THIS PRODUCT HAS BEEN RATED BY THE ENTERTAINMENT SOFTWARE RATING BOARD. FOR INFORMATION ABOUT THE ESRB RATING, OR TO COMMENT ABOUT THE APPROPRIATENESS OF THE RATING, PLEASE CONTACT THE ESRB AT 1-800-771-3772.

THE OFFICIAL SEAL IS YOUR ASSURANCE THAT NINTENDO HAS APPROVED THE QUALITY OF THIS PRODUCT. ALWAYS LOOK FOR THIS SEAL WHEN BUYING GAMES AND ACCESSORIES TO ENSURE COMPLETE COMPATIBILITY. ALL NINTENDO PRODUCTS ARE LICENSED BY SALE FOR USE ONLY WITH OTHER AUTHORIZED PRODUCTS BEARING THE OFFICIAL NINTENDO SEAL OF QUALITY.

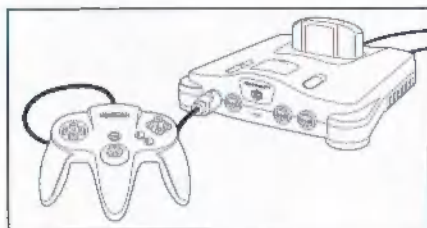


TABLE OF CONTENTS

Getting Started	2
Space Invader Controls	4
Game Menus	5
What Has Come Before	6
Origin of the Tank	7
Present Day	7
HUD	8
Loading/Briefing Screen	8
Save Game	9
Power-Ups from Aliens	9
The Aliens, Bosses and Planets	11
Credits	17
Customer Support	20
Software License Agreement	21

GETTING STARTED

Connecting the Nintendo® 64 Controller



To play Space Invaders, connect a controller to socket one located on the front panel of the Control Deck.

If you change the connection during the game, you will need to turn the power OFF to make the connection active.

Rumble Pak™ /Controller Pak

The game, Space Invaders, is compatible with the Rumble Pak and Controller Pak accessories. Before using them, read the Rumble Pak and Controller Pak instruction booklets carefully.

Any time you start a game, you will be prompted to insert your Rumble Pak or Controller Pak at that time. If you are not using a Rumble Pak or Controller Pak, you will see a message reminding you that the Rumble Pak or Save/Load features will not be available. Remember, it is important to only switch your Rumble Pak and Controller Pak when prompted to do so.

Note: Space Invaders may not be compatible with all 3rd party accessories.

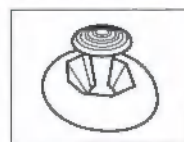
Control Stick Function

The Nintendo 64 Control Stick uses an analog system to read the angles and directions of its movement. This allows subtle control that is not possible using the conventional + Control Pad.

When turning the Control Deck power ON, do not move the Control Stick from its neutral position on the controller.



If the Control Stick is held at an angled position (as shown in the picture on the left) when the power is turned ON, this position will be set as neutral. This will cause games using the Control Stick to operate incorrectly.



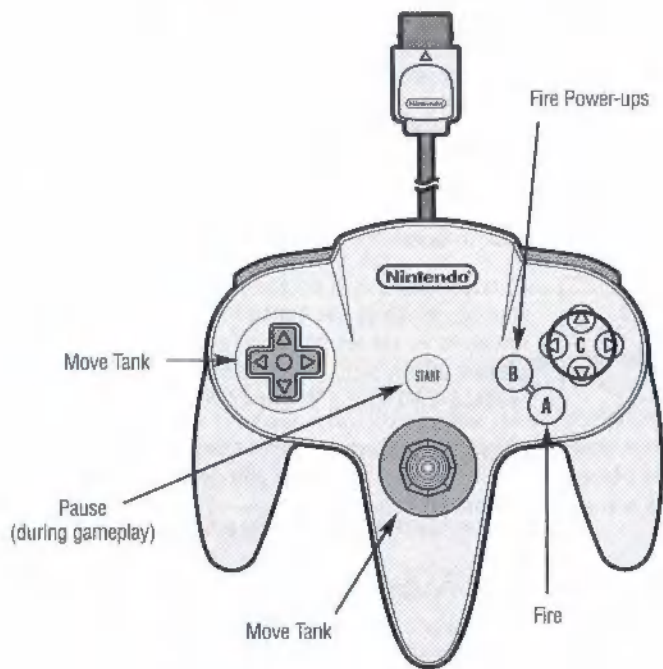
To reset the neutral position once the game has started, let go of the Control Stick so it can return to its center position (as shown in the picture on the left) then press START while holding the L and R Buttons.

The Control Stick is a precision instrument—make sure not to spill liquids or place any foreign objects into it. If you need assistance, contact a Nintendo Authorized Repair Center.

Controller Pak Menu

Press and hold Start upon powering up or reset to access the Controller Pak menu. This will allow you to view and delete game notes from a Nintendo 64 Controller Pak. Follow on-screen instructions to Exit or Delete Notes.

SPACE INVADER CONTROLS



Menu Selections

- Control Pad or Control Stick Up, Down, Left or Right to highlight options.
- Press the A Button to select option.
- Press the B Button to go to the previous menu.

Press START during the game to pause or exit and access the Options Menu (see Options, on page 5).

GAME MENUS

Main Menu

Choose from the following options to begin playing Space Invaders.

- 1 Player/2 Player – Using left/right directional arrows on the Control Pad, choose a one player or two player game. Press A Button to launch into the game.
- Load Game – Choose this option to load a saved game.
- Options – Choose this to go to the Options menu.



About the Load Game Option

Select this option to load a previously saved game. You have the option to save at anytime during gameplay by pressing **START** to pause the game, and then choosing the **Save Game** option from the Pause menu.

In order to load a saved game, select the name of the saved game you want to play using the directional keys. When selected, press **A** Button to initiate the load. Loading a game will take you to the beginning of the last level at which you saved.

Options Menu

Skill Level – This is where you can adjust the difficulty level.

- Normal: For the novice or experienced Space Invaders player.
- Expert: Not for the weak of heart. You'll be lucky if you survive the first wave.



Volume Control — This is where you can adjust the volume level.

- **Music Volume:** Use the left/right Control Pad to adjust the music volume.
- **Sound Volume:** Use the left/right Control Pad to adjust the sound effects volume.

Control Configuration — Select this option to change the Control Pad assignments for player one or two. You can also choose to use the Control Stick instead of the Control Pad.

High Scores — The high score screen shows the best scores.

Credits — Choose this option to see all of the people behind the scenes.

WHAT HAS COME BEFORE

It was 1965 when humanity made its first attempts into space. The goal was both grand and simple: to go beyond the known world into the unknown.

In 1978, the unknown came to us...

First Contact occurred November 22nd, 1978. There were no little green men armed with cute, bug-eyed faces and funny walks. Instead there were attack ships, hordes of them. The fighting was fierce. They exhibited unnerving discipline. Wave after wave of tight-knit squads dropped on us with steady, malevolent intentions.

Initially, it seemed more than likely we would be overrun by the alien arsenal of powerful technology. If it were not for the capabilities of a then secret, experimental Tank, Earth would have surely fallen.

Our victory was hard won, countless scores of courageous Tank pilots sacrificed their lives to the cause. Once the celebration quieted down, life, for the most part, returned to normal.

ORIGIN OF THE TANK

Before the Invasion of 1978, there were those who believed there was a government conspiracy to cover up knowledge of an alien race. They were entirely correct. An alien scout ship had crashed in the desert, one of many scout ships that had been sent to monitor the Earth. Even though there were many who had seen these ships for themselves, the governments of the world decided it was necessary to keep the reality hidden behind elaborate propaganda schemes designed to confuse the issues. They did so for the public's well-being and, in light of history, they did so successfully.

A very small, ultra-secret project was begun to design some kind of defense system. There was much debate over the design of this system. Thanks to Cold War military spending, the Pentagon already had plans for an advanced tank originally intended for conventional warfare here on earth. In the interest of time, it was decided to adapt these blueprints. A select few of the best minds from the aerospace industry were brought in to convert the Tank's design to be able to fire rockets into the upper atmosphere.

PRESENT DAY...

Based on wreckage recovered from the destroyed invaders, designs were begun on a new defensive unit. It took billions of dollars and decades to learn to use this new technology. A new Tank was born complete with hover capability, multi-adaptive hard-points, and an electromagnetic shielding system powered by a nuclear core. For sentimental reasons it is still called the Tank, however, this vehicle is as far from a conventional tank as a complex organism is from a single-celled being.

More than twenty years later, the aliens have yet to return. Most people hope and pray they never will. If they do, we should be ready...

HUD

The Heads Up Display is in the upper left of the screen for player 1 or the upper right for player 2. The number of tanks remaining and score are tallied here. The power-up energy bar is also located on the HUD.

POWER-UP ENERGY BAR

Power-ups are earned when you fill the energy bar in the HUD. The energy bar is filled by consecutively shooting aliens of the same type. It takes four aliens to fill the bar. If you shoot a different alien before filling the bar, the bar becomes empty and begins to fill again with the color associated with the new alien.

Once the bar is filled, you are awarded a power-up. The type of power-up is dependent on the color of the bar. When it is full, the bar will begin to flash and pulse, and the name of a power-up will appear next to it. After the bar is filled, subsequent shots have no effect on the bar until the power-up is used.

The power-up can be activated by pressing the B Button. The energy bar is then reduced to zero. Aliens destroyed by the power-up count toward refilling the energy bar in the order they are killed.

If the Tank is destroyed, the energy bar is reset to empty. When the level ends, the bar will carry over to the next level.

LOADING/BRIEFING SCREEN

Before beginning each new game episode, a briefing screen is displayed. This screen provides you with useful information about the planet that you are fighting on, as well as useful information about any new aliens that appear in that particular episode. Begin the level by pressing A.



SAVE GAME



At any time during gameplay, press **START** to pause the game, then choose **Save Game** from the Pause menu. Select one of the available slots by pressing **up/down** on the Control Pad. Press **A** Button to confirm your selection.

Power-ups from Aliens

Red aliens provide the Vertical Blast — Shoots a missile straight up through the alien formation, taking out everything in its path.

Green aliens provide the Horizontal Burst Right — Shoots a missile straight up until it hits an alien, then it starts going to the right, taking out everything in its path.

Blue aliens provide the Horizontal Burst Left — Shoots a missile straight up until it hits an alien, then it starts going to the left, taking out everything in its path.

Yellow aliens provide the Diagonal Burst — Shoots a missile straight up until it hits an alien, then it starts going diagonally in a Y shape, taking out everything in its path.

Switcher aliens provide Swarm Missiles — Missiles target the alien type that has the greatest number on screen. Only the number of missiles needed to hit the aliens are launched, up to a maximum of eight. For example, if there are five blue aliens, three red, three green, and two unique, then five missiles will be launched that will target each of the blue aliens.

Blocker aliens provide the Fat Laser — Large laser beam that destroys everything in its path.

Angler aliens provide the Boomerang Bomb — Launches a boomerang that follows a circular path around the screen and returns to the tank, destroying any aliens in its path.

Freezer aliens provide the Acidic Cloud — After a large explosion, the acidic cloud drifts slowly upward until it dissipates. Any aliens colliding with the cloud are destroyed. The Tank is unaffected.

Burster aliens provide the Sine Wave Missile — The Sine Wave Missile moves in a left/right sine wave pattern.

Kamikaze aliens provide the Tank Kamikaze — The Tank rockets upward to the top of the screen and comes back down to the surface. Everything it collides with is destroyed.

Splitter aliens provide the Pyramid — Destroys three aliens in the first row hit, two in the second, and one in the third.

Power-ups From the Mother Ship

The Mother Ship — The Mother Ship travels across the battlefield, shipping supplies to various alien attack groups. It uses attacking alien forces to shield itself from enemy fire as it moves its cargo. If you manage to destroy one during battle, its cargo falls to the ground. This alien technology can be outfitted to your ship, enhancing its abilities.



Shields — Puts a shield over the Tank that protects it from fire. It takes only one alien shot to destroy the shield.

Double Shot — Allows you to fire two shots on screen at the same time.

Timestop — Freezes the screen for five seconds. Aliens and their shots stop moving.

Max NRG — Fills energy bar to 100% of current color.

To Get Extra Tanks

Earning 50,000 points will get you an extra tank. You can also earn extra tanks in the bonus stage.

THE ALIENS, BOSSES AND PLANETS Pluto and All Other Planets

Red, Blue, Green and Yellow Aliens

The most common species of the alien fleet. While relatively harmless on their own, these aliens mount successful attacks through sheer numbers. Remember, these aliens typically outnumber Tank pilots twenty to one, so take them out quickly and carefully, or they'll have no problem taking you out.



Crush Boss (Only on Pluto)


Composed of a large, heavy frame attached to two powerful jet engines, Crush patrols the terrain from above. When Crush senses that a Tank is below him, it will quickly throw itself to the ground, smashing whatever it hits. While this attack may seem primitive, don't underestimate Crush's power. Few have escaped an encounter with Crush, and no one has been able to destroy it throughout the entire alien encounter on Pluto.



Neptune

Switcher

One of the dominant species of the alien fleet, the Switcher has a protective shell which helps protect it during combat. This shell, however, is no match for the Tank. One shot shatters the Switcher's outer shell, leaving it defenseless. Don't be careless, though. The Switcher fires bombs that take two shots to destroy, and can make mincemeat of your tank if you're not careful.



Shell Boss

A life form with a large number of cybernetic enhancements, Shell is a foreboding and versatile weapon of destruction. Traditionally, Shell engages its enemies from the air, using two large wings and engines to stay in flight. To attack, it uses a turret mounted on the bottom of its body which is capable of firing large, powerful



energy bursts. Shell's turret has remained invulnerable to Tank fire throughout our encounters with it due to a powerful surrounding shield. However, military intelligence maintains the theory that if enough damage can be done to Shell, it should not be able to maintain power to the shield.

Uranus

Blocker

While the Blocker may seem relatively harmless, the real threat comes when it's destroyed. The Blocker is armed with two metallic side pieces that catch fire and shoot outward to the adjacent columns when the Blocker is destroyed. These pieces cannot be destroyed for a given period of time, therefore blocking you from hitting other aliens in that column. Although the pieces are only active for a few seconds before disintegrating, they will give the invading force a few more seconds to get closer to your Tank.



Rotator Boss

Little is known about Rotator, as no Tank pilots have ever survived an encounter with it. However, what we have gathered from radio transmissions and flight recorder information is that Rotator is a large, UFO shaped being. It has a multitude of attacks, including two large, front-mounted turrets which fire energy bursts, and a massive energy burst fired from the rear. Rotator is capable of tracking a Tank's position fairly well, so keep moving. Stay still and your Tank is history.



Saturn

Angler

Use extreme caution when you encounter this enemy, as they have destroyed countless Tanks on Saturn. Due to their lopsided body structure, this alien is capable of firing shots at an angled trajectory, making them difficult for Tank pilots to track. Adding to this difficulty, shots can ricochet to hit an entirely new target.



Circle Boss

Not much is known about this wretched creature. It's up to you to find and destroy this dangerous enemy.

Jupiter

Freezer

One of the more aggressive aliens in the invading forces, the Freezer will not remain in formation if it has a clear shot at a Tank. Instead, the Freezer will fly down and fire a nearly continuous beam at the ground, taking only seconds to recharge. A pilot must have excellent skill in maneuvering his or her Tank in order to survive a Freezer's attack.



Turret Boss

Not much is known about this wretched creature. It's up to you to find and destroy this dangerous enemy.

Mars

Burster

The Burster is most threatening when it is destroyed. When hit, the Burster explodes, sending several energy bursts hurtling to the ground. Exercise caution when firing on a Burster. Contact with one of these energy bursts will lead to a very quick death.




Pulse Boss

Not much is known about this wretched creature. It's up to you to find and destroy this dangerous enemy.

Venus

Kamikaze

The Kamikaze gets its name from Tank pilots familiar with alien skirmishes on Venus. Alive, the Kamikaze is relatively harmless. Destroy one however, and you better get out of the way fast. The alien will do its best to crash into your Tank and take you with it.



Slither Boss

Not much is known about this wretched creature. It's up to you to find and destroy this dangerous enemy.

Earth

Splitter

In order to ensure its own survival, the Splitter multiplies when hit by Tank fire, sending smaller versions of itself into every vacant spot surrounding it. These smaller versions can be destroyed with one shot from the Tank. A full-size Splitter drops large bombs which cannot be destroyed by Tank fire.



Golem

Not much is known about this wretched creature. It's up to you to find and destroy this dangerous enemy.

CREDITS

Art

Lead Artist: Vince Castillo
Art Director: Lara Norman-Stowers
Character Design: CJ Guzman
Character Art & Animation: Pete Davis
Background Art: Enluminant Creative Media Group
(Tom Griffin, John Barrows)
Additional Art: Dave Renneker, Matt Donino, Carlos Mann, Maurine Starkey

Audio

Audio Direction: Sergio Bustamante II
Audio Programming: David Grace

Additional Music: Angela Hill

Programming

Game & Engine: Michael Tedder, Mark Billington, Larry Landry, Sebastien St. Laurent
Design & Boss Logic: Dedan "03M7" Anderson
Tools: Nick Torkos, Roopa Das
Additional Programming: Brett Bourbin, Alex Villagran
Testing: Donn North, Eric Stephens
System Administration: Greg Haa
Project Manager: Karlo Kilayko
Management: David Luntz, Reagan Luntz, Randy Condon
A Special Thanks To: Gordon Bellamy, Rowena Policar, Jim Connelley

Activision

Production

Producer: Chris Archer
Associate Producer: Brian Bright

Production Coordinator: Todd Q. Jefferson
Production Tester: Dan Atkins
Senior Vice President, Studios: Steve Crane

Quality Assurance

QA Manager: Marilena Morini
QA Senior Project Lead: Aaron Casillas
Project Lead: Jon Virtes
Floor Lead: Mike Harris
Senior Testers: John Sherwood, Ron Weibel, Ben de Guzman
Testers: Chad Siedhoff, Dave Marling, Richard Kurnadi, Tim Harrison, Chris Toft, Jeremy Luyties, Nicholas Staff, Don Lewis, Tomas Hernandez, J.L. Centeno

Marketing

Product Manager: William Kasoy
Associate Product Manager: Brad Carraway
Marketing Associate: Serene Chan
Director, Console Marketing: Mark Metis

Publicity

Senior Publicist: Julia Roether

Creative Services

Designer: Erik Jensen
Copywriter: Veronica Milito
Documentation Manger: Mike Rivera
Documentation Layout: Sylvia Orzel

Other Services

Lead Designer: Offshore Design Group
Artistic Consultation: Larry Paolicelli
Cinematic Artwork and Animation: Albert Co
Interactive Sound Programming: Gary Jesdanun
Artistic Consultation: Larry Paolicelli

Cinematic Artwork and Animation: Albert Co
Cinematic Music and Audio: Brian Bright
Additional Artwork: Mondo Media
Vivian Barad, Melissa Kangetter, Brittnell Anderson, Goose

Special Thanks

Mitch Lasky, Ron Doomink, Jean Powell, George Rose, Thaine Lyman, Barry Plaga, Jennifer Mellios, Mondo Media, Murali Tegulapalle, Dave Stohl, Adam Goldberg, Bryant Bustamante, Brian Clarke, Jay Halderman, Jim Summers, Eric Zala, Jason Wong, Tanya Langston, Gary Bolduc, Gene Bahng, Masaaki Ohzuno-Taito, Grant L. Freerks-Taito, Bill Swartz, Takehisa Abe, Joe Favazza, Glenn Ige

CUSTOMER SUPPORT

Online Support

Internet: support@activision.com or http://www.activision.com

Other Contact Methods

Fax (310) 255-2151, 24 hours a day

Mail Activision, Customer Support,
P.O. Box 67713, Los Angeles, CA 90067

Phone Call our 24-hour voice-mail system for answers to our most frequently asked questions at (310) 255-2050. Or contact a customer service representative at the same number between the hours of 9:00 a.m. and 5:00 p.m. (Pacific Time) Monday through Friday, except holidays.



SOFTWARE LICENSE AGREEMENT

IMPORTANT - READ CAREFULLY: USE OF THIS PROGRAM IS SUBJECT TO THE SOFTWARE LICENSE TERMS SET FORTH BELOW. "PROGRAM" INCLUDES THE SOFTWARE INCLUDED WITH THIS AGREEMENT, THE ASSOCIATED MEDIA, ANY PRINTED MATERIALS, AND ANY ON-LINE OR ELECTRONIC DOCUMENTATION, AND ANY AND ALL COPIES AND DERIVATIVE WORKS OF SUCH SOFTWARE AND MATERIALS. BY OPENING THIS PACKAGE, AND/OR USING THE PROGRAM, YOU ACCEPT THE TERMS OF THIS LICENSE WITH ACTIVISION, INC. ("ACTIVISION").

LIMITED LICENSE: Activision grants you the non-exclusive, non-transferable, limited right and license to use one copy of this Program solely and exclusively for your personal use. All rights not specifically granted under this Agreement are reserved by Activision. This Program is licensed, not sold. Your license confers no title or ownership in this Program and should not be construed as a sale of any rights in this Program.

OWNERSHIP: All title, ownership rights and intellectual property rights in and to this Program and any and all copies thereof (including but not limited to any titles, computer code, themes, objects, characters, character names, stories, dialog, catch phrases, locations, concepts, artwork, animation, sounds, musical compositions, audio-visual effects, methods of operation, moral rights, and any related documentation, incorporated into this Program) are owned by Activision or its licensors. This Program is protected by the copyright laws of the United States, international copyright treaties and conventions and other laws. This Program contains certain licensed materials and Activision's licensors may protect their rights in the event of any violation of this Agreement.

YOU SHALL NOT:

- Exploit this Program in any of its parts commercially, including but not limited to use at a cyber cafe, computer gaming center or any other location-based site. Activision may offer a separate Site License Agreement to permit you to make this Program available for commercial use; ■■■ the contact information below.
- Sell, rent, lease, license, distribute or otherwise transfer this Program, or any copies of this Program, without the express prior written consent of Activision.
- Reverse engineer, derive source code, modify, decompile, disassemble, ■■ create derivative works of this Program, in whole or in part.
- Remove, disable or circumvent any proprietary notices or labels contained on or within the Program.
- Export or re-export this Program or any copy or adaptation in violation of any applicable laws or regulations.

LIMITED WARRANTY: Activision warrants to the original consumer purchaser of this Program that the recording medium ■■ which the Program ■■ recorded will be free from defects ■■ material and workmanship for 90 days from the date of purchase. If the recording medium is found defective within 90 days of original purchase, Activision agrees to replace, free of charge, any product discovered to be defective within such period upon its receipt of the Product, postage paid, with proof of the date of purchase, as long as the Program is still being manufactured by Activision. In the event that the Program is no longer available, Activision retains the right to substitute a similar program of equal or greater value. This warranty is limited to the recording medium containing the Program as originally provided by Activision and is not applicable to normal wear and tear. This warranty shall not be applicable and shall be void if the defect has arisen through abuse, mistreatment, or neglect. Any implied warranties prescribed by statute are expressly limited to the 90-day period described above.

EXCEPT AS SET FORTH ABOVE, THIS WARRANTY ■■ IN LIEU OF ALL OTHER WARRANTIES, WHETHER ORAL OR WRITTEN, EXPRESS OR IMPLIED, INCLUDING ANY WARRANTY OF MERCHANTABILITY, FITNESS FOR A PARTICULAR PURPOSE OR NON-INFRINGEMENT, AND NO OTHER REPRESENTATIONS OR CLAIMS OF ANY KIND SHALL BE BINDING ON OR OBLIGATE ACTIVISION.

When returning the Program for warranty replacement please send the original product disks only in protective packaging and include: (1) a photocopy of your dated sales receipt; (2) your name and return address typed or clearly printed; (3) a brief note describing the defect, the problem(s) you are encountering and the system on which you are running the Program; (4) if you are returning the Program after the 90-day warranty period, but within one year after the date of purchase, please include check or money order for \$25 U.S. currency per cartridge replacement. Note: Certified mail recommended.

In the U.S. send ■■ Warranty Replacements, Activision, Inc., P.O. Box 67713, Los Angeles, California ■■■■

LIMITATION ON DAMAGES: IN NO EVENT WILL ACTIVISION BE LIABLE FOR SPECIAL, INCIDENTAL OR CONSEQUENTIAL DAMAGES RESULTING FROM POSSESSION, USE OR MALFUNCTION OF THE PROGRAM, INCLUDING DAMAGES TO PROPERTY, LOSS OF GOODWILL, COMPUTER FAILURE OR MALFUNCTION AND, TO THE EXTENT PERMITTED BY LAW, DAMAGES FOR PERSONAL INJURIES, EVEN IF ACTIVISION HAS BEEN ADVISED OF THE POSSIBILITY OF SUCH DAMAGES. ACTIVISION'S LIABILITY SHALL NOT EXCEED THE ACTUAL PRICE PAID FOR THE LICENSE TO ■■■■ THIS PROGRAM. SOME STATES/COUNTRIES DO NOT ALLOW LIMITATIONS ON HOW LONG AN IMPLIED WARRANTY LASTS AND/OR THE EXCLUSION OR LIMITATION OF INCIDENTAL OR CONSEQUENTIAL DAMAGES, SO THE ABOVE LIMITATIONS AND/OR EXCLUSION OR LIMITATION OF LIABILITY MAY NOT APPLY TO YOU. THIS WARRANTY GIVES YOU SPECIFIC LEGAL RIGHTS, AND YOU MAY HAVE OTHER RIGHTS WHICH VARY FROM JURISDICTION TO JURISDICTION.

TERMINATION: Without prejudice to any other rights of Activision, this Agreement will terminate automatically if you fail to comply with its terms and conditions. In such event, you must destroy all copies of this Program and all of its component parts.

U.S. GOVERNMENT RESTRICTED RIGHTS: The Program and documentation have been developed entirely at private expense and are provided as "Commercial Computer Software" or "restricted computer software." Use, duplication or disclosure by the U.S. Government or a U.S. Government subcontractor is subject to the restrictions set forth in subparagraph (c)(1)(ii) of the Rights in Technical Data and Computer Software clauses in DFARS 252.227-7013 or as set forth in subparagraph (c)(1) and (2) of the Commercial Computer Software Restricted Rights clauses at FAR 52.227-19, as applicable. The Contractor/Manufacturer is Activision, Inc., 3100 Ocean Park Boulevard, Santa Monica, California 90405.

INJUNCTION: Because Activision would be irreparably damaged if the terms of this Agreement were not specifically enforced, you agree that Activision shall be entitled, without bond, other security or proof of damages, to appropriate equitable remedies with respect to breaches of this Agreement, in addition to such other remedies as Activision may otherwise have under applicable laws.

INDemnITY: You agree to indemnify, defend and hold Activision, its partners, affiliates, contractors, officers, directors, employees and agents harmless from all damages, losses and expenses arising directly or indirectly from your acts and omissions to act in using the Product pursuant to the terms of this Agreement.

MISCELLANEOUS: This Agreement represents the complete agreement concerning this license between the parties and supersedes all prior agreements and representations between them. It may be amended only by a writing executed by both parties. If any provision of this Agreement is held to be unenforceable for any reason, such provision shall be reformed only to the extent necessary to make it enforceable and the remaining provisions of this Agreement shall not be affected. This Agreement shall be construed under California law as such law is applied to agreements between California residents entered into and to be performed within California, except as governed by federal law and you consent to the exclusive jurisdiction of the state and federal courts in Los Angeles, California.

If you have any questions concerning this license, you may contact Activision at 3100 Ocean Park Boulevard, Santa Monica, California 90405, (310) 255-2000, Attn. Business and Legal Affairs, legal@activision.com.