



Cabela's
OUTDOOR

ADVENTURES

TEEN
T
CONTENT RATED BY
ESRB

EmuMovies

ACTIVISION

WARNING: READ BEFORE USING YOUR PLAYSTATION®2 COMPUTER ENTERTAINMENT SYSTEM.

A very small percentage of individuals may experience epileptic seizures when exposed to certain light patterns or flashing lights. Exposure to certain patterns or backgrounds on a television screen or while playing video games, including games played on the PlayStation 2 console, may induce an epileptic seizure in these individuals. Certain conditions may induce previously undetected epileptic symptoms even in persons who have no history of prior seizures or epilepsy. If you, or anyone in your family, has an epileptic condition, consult your physician prior to playing. If you experience any of the following symptoms while playing a video game — dizziness, altered vision, eye or muscle twitches, loss of awareness, disorientation, any involuntary movement, or convulsions — **IMMEDIATELY** discontinue use and consult your physician before resuming play.

WARNING TO OWNERS OF PROJECTION TELEVISIONS:

Do not connect your PlayStation 2 console to a projection TV without first consulting the user manual for your projection TV, unless it is of the LCD type. Otherwise, it may permanently damage your TV screen.

USE OF UNAUTHORIZED PRODUCT:

The use of software or peripherals not authorized by Sony Computer Entertainment America may damage your console and/or invalidate your warranty. Only official or licensed peripherals should be used in the controller ports or memory card slots.

HANDLING YOUR PLAYSTATION 2 FORMAT DISC:

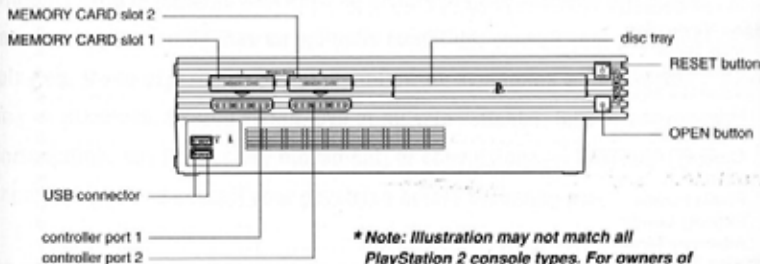
- This disc is intended for use only with PlayStation 2 consoles with the NTSC U/C designation.
- Do not bend it, crush it or submerge it in liquids.
- Do not leave it in direct sunlight or near a radiator or other source of heat.
- Be sure to take an occasional rest break during extended play.
- Keep this compact disc clean. Always hold the disc by the edges and keep it in its protective case when not in use. Clean the disc with a lint-free, soft, dry cloth, wiping in straight lines from center to outer edge. Never use solvents or abrasive cleaners.



Starting Up	3
Default Controls	3
Hunting Controls	3
Fishing Controls	3
Vehicle Controls	3
Menu Navigation	4
Main Menu	4
Open Seasons Mode	4
Adventure Mode	4
Help	5
High Scores	5
Options	5
Credits	5
Profile Screen	5
Difficulty Levels	6
Adventure Menu	7
Playing The Game	8
Using Firearms and Bows	8
The Hunting Screen	9
Fishing	10
Gameplay Options	11
Hunting Styles	12
Wilderness Tracking	12
Stand Hunting	12
The Automatic Tracking System	12
The Scoring System	12
Items In Cabela's Outdoor Adventures	13
Rifles	13
Muzzleloader	14
Shotguns	14
Handguns	14
Bows	14
Scopes	15
Fishing Combos	16
Navigation	16
Snowshoes	16
Optics	16
Stands & Blinds	17
Scents & Lures	17
Game Calls & Decoys	18
Tents	18
Food, Water & Health	18
Clothing	18
Locations in Cabela's Outdoor Adventures	19
Wildlife in Cabela's Outdoor Adventures	22
Deer	22
Big Game	24
Small Game	25
Fish	27
Customer Support	28
Credits	29
Software License Agreement	33

Cabela's OUTDOOR ADVENTURES

GETTING STARTED

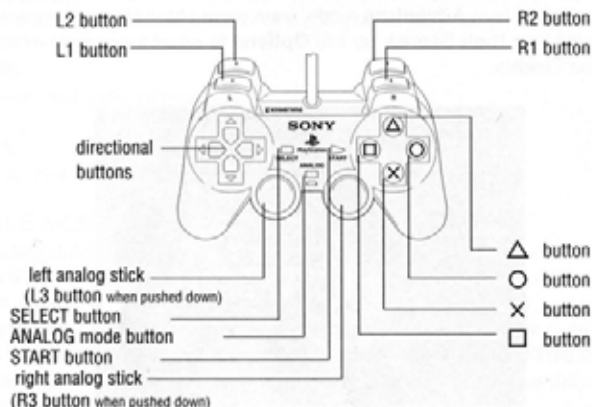


** Note: Illustration may not match all PlayStation 2 console types. For owners of SCPH-70000 series PlayStation 2 systems, refer to the setup instructions supplied with your system.*

Set up your PlayStation[®]2 computer entertainment system according to the instructions in its Instruction Manual. Make sure the MAIN POWER switch (located on the back of the console) is turned ON. Press the RESET button. When the power indicator lights up, press the OPEN button and the disc tray will open. Place the Cabela's[®] Outdoor Adventures[™] disc on the disc tray with the label side facing up. Press the OPEN button again and the disc tray will close. Attach game controllers and other peripherals, as appropriate. Follow on-screen instructions and refer to this manual for information on using the software.

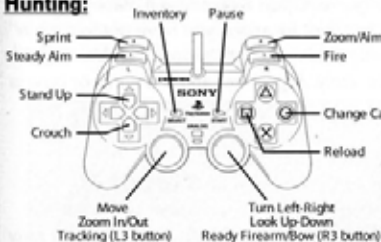
STARTING UP

DUALSHOCK[®]2 ANALOG CONTROLLER CONFIGURATIONS

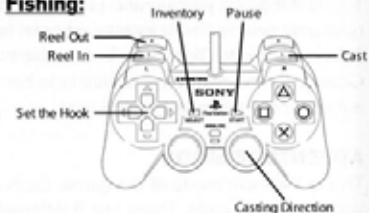


DEFAULT CONTROLS

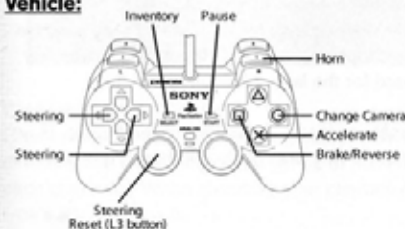
Hunting:



Fishing:



Vehicle:



In each location, a specialized vehicle is available to use to help transport yourself and your gear through the wilderness. Be warned: using a vehicle will most likely scare off any nearby animals because of the noise that it creates.

Cabela's OUTDOOR ADVENTURES

MENU NAVIGATION

MAIN MENU

From the Main Menu screen, you can jump right into a hunt in **Open Seasons**, begin your outdoor adventure in **Adventure** mode, learn more about playing the game in **Help**, check out your **High Scores**, go into **Options** to adjust the game's settings or view the game **Credits**.



OPEN SEASONS MODE

This is the quick, pick-up-and-play mode of the game. Open Seasons will place you in a randomly selected hunt location chosen from the list of locations you have completed in Adventure mode. Your deer limit is also randomly selected. Both seasons in Washington County, Pennsylvania are available to hunt right away. A gear set and a firearm or bow is automatically equipped for the hunt.

ADVENTURE MODE

This is the main mode of the game. Each Adventure Hunt is an outfitted trip led by your Outdoor Guide. There are 2 different hunting seasons in each location for you to complete. Before any hunt, stop in to Cabela's® to buy and equip any gear that you may need. While on a hunt you will be given opportunities to go after deer and you may come across special chances to hunt other animals and even go fishing. Stay alert for any Instant Actions that the Outdoor Guide or the Warden may have for you. These surprise objectives are a good way to gain some extra trophies, cash and Reputation Points. Try not to break any hunting regulations: disregard for the law will result in penalties.

To begin, select a character and create a Profile or load a previously saved Profile. Buy any required gear for your adventure in Cabela's. Any previously purchased gear can be equipped in Your Gear.

Cabela's OUTDOOR ADVENTURES

HELP

Here you can view descriptions for the hunting, driving and fishing screens.

HIGH SCORES

Your longest shot and best overall scores are displayed here for any saved profile.

OPTIONS

Set controller and audio options here.

CREDITS

View game credits for Cabela's Outdoor Adventures.

PROFILE SCREEN

Once you select Adventure mode, you are asked to choose from loading a previously saved profile or creating a new profile and starting a completely new adventure. Load any saved profile from your memory card (8MB) (for PlayStation®2).

Every time you create a new profile, all options are set to their default settings for the difficulty level selected (see DIFFICULTY SETTINGS). If you do not select a difficulty level when creating a profile, the Greenhorn difficulty level is selected by default.

CREATE PROFILE

Creating a profile allows you to choose a profile name, create a character and select the difficulty level at which you would like to play Adventure mode. Customize your character's look by selecting from different appearances, hat styles and hair.



CHARACTER DETAILS

Character selection in Cabela's Outdoor Adventures is important. Each character has different skill levels. There is a series of five hunting attributes that you should look for in each character. When choosing your character type, view the Details screen to see each type's attribute levels.

Cabela's OUTDOOR ADVENTURES

CHARACTER DETAILS	
ACCURACY	45
STRENGTH	45
STEALTH	40
RESILIENCE	55
TRACKING	40
REPUTATION POINTS:	100
RANK	ROOKIE

Accuracy: Influences how well you shoot.

Strength: Determines how much gear you can equip before becoming overloaded. Equip too much and you'll tire quickly.

Stealth: Determines how quickly animals will sense your presence.

Resilience: Affects how quickly you get tired.

Tracking: Impacts how well you can find and identify animal tracks in the wild.

Choose the character with the set of attributes that suits you best. These attributes will increase over time as you progress through Adventure mode and complete various tasks and hunting achievements.

RANK AND REPUTATION POINTS

In Adventure mode, you will be awarded Reputation Points for completing various objectives during the Hunts, Contests and Missions. These points will make your character's Rank increase. Rank is an indication of your skills as a hunter and an outdoorsman. Start out as Rookie and move up to being a 4-Star Expert.

EXPERT HUNTERS

There are 5 Expert Hunters that can be selected when creating a character. **Three are locked and become available only after completing all the Hunts in Adventure mode on the different Difficulty Levels.**

DIFFICULTY LEVELS

Greenhorn

On the Greenhorn level, hunters can benefit from animal tracking aids. The Mini Map shows the position of animals within your area and leads the way to where they are hiding. For shooting, Lock On secures your aim over a target and the Bullet Camera follows your bullet or arrow to the target. The game is also more forgiving of your aim. Steady Aim allows you to slow down and control your aim for a limited time. Animals are more responsive to calls and have less acute senses. They are more frequent, but trophy scores can be smaller.

Cabela's OUTDOOR ADVENTURES

Sportsman

Sportsman is for more experienced hunters. Animal frequency on the map is decreased and luring in an animal is more difficult and requires more patience. Steady Aim remains available to use but Lock On is no longer available. The Mini Map also remains available to use. Poor aim is more severely penalized and misses are more common.

Simulation

Simulation is a true hunting experience. Lures, calls and decoys are much less effective. Taking down an animal requires a combination of stealth, skill with your firearm and a depth of knowledge about the wild. The Mini Map, Bullet Camera, Lock On and Steady Aim are all completely disabled and the HUD will be defaulted to OFF. Experienced hunters play on this difficulty level.

ADVENTURE MENU

After creating a new profile or loading a saved profile, you will be brought to the Adventure menu. Here you can go to **Cabela's** to buy and equip gear, travel into one of the **Hunts**, go on a **Mission**, compete in a **Contest**, sight in your firearm in the **Target Range** or manage your saved profiles in **Save**.

CABELA'S

Start and end each adventure here. Shop for items, equip your gear and view your trophies in Deer Country.



DEER COUNTRY

Stop by Deer Country to view all the game animal trophies you have bagged in Adventure mode (for your current profile). Each level displays the high-scoring trophies from its location(s). View the Details screen to see information about the highlighted animal.

HUNTS

Your Outdoor Guide is here to lead you into exciting and exclusive Adventure Hunts in wilderness locations all across North America and beyond. Once you pay your fee, you'll have opportunities to hunt deer, hunt some big and small game and even fish the local waters. View the hunt regulations on the **Rules** screen and the location's description on the **Details** screen before entering a hunt. View hunting tips on the **Tips** screen and expert advice on the **Advice** screen before selecting a starting point for a location.

MISSIONS

Test your skills as a hunter and a master of the outdoors. Complete all 22 Missions to unlock new items in Cabela's and earn Reputation Points and extra cash. Missions become available as you progress through the Hunts in Adventure mode. View each Mission's objectives on its **Details** screen.

CONTESTS

A great way to earn some extra cash and become a better shot. There are 11 shooting and hunting contests that become available as you progress through the Hunts in Adventure mode. View each Contest's objectives on its **Details** screen.

TARGET RANGE

At this indoor range you can sight and test your firearm for better aiming. Targets are on tracks so you can easily see your shot grouping. There are specific lanes for each firearm type marked by signs.

SAVE

You can save a profile if you have a memory card (8MB) (for PlayStation®2) inserted into MEMORY CARD slot 1. You can load a previously saved profile by selecting Adventure from the Main Menu.

PLAYING THE GAME

USING FIREARMS AND BOWS


You can pick from a wide selection of hunting arms, ranging from pump shotguns and lever action rifles to handguns and archery equipment.

You should always sight in your firearms in the Target Range after purchase to ensure an accurate, clean shot. Each firearm has a zoom/aim mode, which offers greater accuracy. You should always enter zoom/aim mode before firing, except for situations when there is no time to prepare your shot such as when an animal is charging you.

In zoom/aim mode you can use the Steady Aim and Lock On options when available to increase your chances of hitting an animal.

THE HUNTING SCREEN

On the hunting screen, there are a few elements that you should always check if you desire a successful hunt and want to stay healthy.



Health/Damage Meter

A human-shaped meter that tells you the condition of your character. When it reaches a critical level, you will have to restart the hunt. Your health is low when the inside of the meter depletes. Restore health with food, your hydration bladder and by sleeping in your tent. Physical damage can be seen when the meter's outline turns from green to red. Repair physical damage with a Med Kit.

Stamina Meter

This blue meter impacts your ability to run and sprint. Just stop to rest for a while to recover your stamina.

Stealth Meter

This green meter tells you how likely an animal is to sense your presence. Moving cautiously will keep this meter at a higher level.

Mini Map

Your main navigation tool. It is a compass and contains a wind speed and direction indicator. When available it also shows the direction of all animals in the area.

Orange dots are deer. **Green** dots are big game. **Violet** dots are small game. **Blue** dots are downed animals.

Steady Aim Indicator

Watch this when using the Steady Aim and Lock On options (see GAMEPLAY OPTIONS) to control your aim. When using these options you have only a short time to shoot before the indicator depletes.

Crosshair

When available, it helps you sight in on to your target. When using the Lock On option (see GAMEPLAY OPTIONS) it changes from green to red or white depending on if you have a clean shot to your target animal.

Ammo Count

Displays how much ammunition you have left before having to reload.

Character Stance

This icon shows whether your character is crouching, running or sprinting.

INSTANT ACTIONS

These surprise objectives appear during some of the Adventure Hunts. Some can be accepted or refused when they appear. If you accept an Instant Action that involves hunting, you must first hunt the animal(s) given in the objective before resuming your deer hunting. If you shoot a deer before completing the accepted objective, you will not complete the Instant Action. Press the SELECT button to see your current objectives.

FISHING

While in any of the locations, you will have the chance to fish the local waters for food or sport. To enter into a location with a fishing combo you must have the correct combo equipped for that location. Spinning or Fly Casting can be done by equipping the related fishing combo before entering a location.

View the Details screen for any Hunt to see what type of fishing can be done in the selected location. For Missions that have fishing as an objective, view the Details screen to see what type of fishing combo to equip.

A **Fishing Help** screen will appear to guide you through your first time fishing. View this screen any time by selecting Help from the Game Paused menu.

Fishing can only be done at Fishing Areas. Look for these areas along shorelines and beaches. These areas are always marked with signs.

Fish that you have caught can be stored in the Backpack (if you have room) and can be eaten to slightly replenish your health.

BACKPACK

Access your equipped gear in the Backpack by pressing the SELECT button. Just pick the item you want to use.


Here you can also view: your location, your current bag limit for deer, your Instant Action objective if you have accepted it, what you have hunted, the time and the temperature.

GAME PAUSED MENU

Here you are able to change options, view help screens, quit and restart.

GAMEPLAY OPTIONS

Change the gameplay options by selecting Options and then Gameplay from the Game Paused menu.



Steady Aim: Pressing the Steady Aim button while in zoom/aim mode will allow you to better control your shot. When the Steady Aim Indicator appears you have a limited time to fire before it runs out and your aim returns to normal.

Lock On: While using Steady Aim and with Lock On enabled, your crosshair will automatically attach to an animal. This allows a much better chance of getting a kill. Your crosshair will attach to a legal game animal only if it is within range. Otherwise, it will attach to any animal within range, whether it is legal game or not. There are three colors the crosshair can display: **Green** means Lock On is not being used; **White** means your crosshair has locked on to an animal but there is something in the way of your shot and your shot will miss; **Red** means your crosshair is locked on and you have a clear shot to your target animal.

Show HUD: When set to OFF, on-screen indicators and meters are not displayed.

Mini Map: Part of the HUD. The Mini Map displays where the animals are in the location. If it is set to OFF, only its Compass and Wind Indicator remain.

Bullet Camera: When set to ON, the camera can follow the projectile until impact for each shot that you take.

Auto Claim: When you kill an animal, the trophy is automatically awarded to you the moment it dies.

HUNTING STYLES

While hunting, only legal trophies will be taken into account. Any illegally taken trophies will result in penalties. You should often press the SELECT button to check what animals you are allowed to currently hunt.

There are two main styles of hunting to try: **Wilderness Tracking** and **Stand Hunting**.

WILDERNESS TRACKING

Wilderness tracking allows you to glass (the use of optics to find targets) or spot and stalk (look for targets while on the move). This style of hunting requires extensive use of navigation tools and carefully watching for any signs of your target, such as animal tracks. It is here where the **Automatic Tracking System** proves to be invaluable. Discovering animal passage signs can sometimes be difficult and depends on your tracking attribute. You will also be using your hunting accessories, such as calls and scents. It is a good idea to equip a Map or a GPS unit, for it is very easy to get lost in the wilderness. When hunting animals with a very keen sense of smell, it is very important to always stay downwind from the pursued target. To accomplish this, check the Wind Indicator in the Mini Map often and carefully watch your Stealth Meter.

STAND HUNTING

Stand hunting allows you to remain in one location and wait out the desired target animal. Once you have found a good spot to set up a stand, you can select the gear from your Backpack. This mode of hunting relies heavily on using hunting accessories like calls, lures and decoys. It is also important for you to find any signs of animals in order to select the best spots to set up your stand. Also, keep an eye out for permanent deer stands in some of the locations which often provide a good spot to take down a game animal.

THE AUTOMATIC TRACKING SYSTEM

This gives you valuable information on the movements of game animals. Your radius of tracking vision may be large or small depending on your character's tracking attribute. If you wish to analyze a track that you have found, you must crouch.

THE SCORING SYSTEM

Scoring your trophies is an important part of your hunting life. The game provides automatic measuring and accurately tells you the score for your trophy. When you claim a game animal, a screen will appear that displays various information about the trophy like its score, your shot range, and the Reputation Points earned from the kill.

ITEMS IN CABELA'S OUTDOOR ADVENTURES

RIFLES




.22 LR Semi-Automatic Rifle

The .22 LR semi-automatic rifle is one of the most popular small game calibers. It comes with integral scope mounts for long range shots. This rifle is inadequate for hunting deer.



.22-250 Bolt-Action Rifle

Good for taking small game and varmints. Not adequate for taking down deer, but it is accurate at very long ranges.



.243 Semi-Automatic Rifle

An ideal rifle for antelope and deer; the .243 is often used by those who are sensitive to recoil, but it should not be overlooked by hunters who desire to carry a lightweight, compact rifle for small- and medium-sized game. Easy to handle and easy to carry, this .243 is ideal for beginners.



.270 Bolt-Action Rifle

The rifleman's rifle; big game rifles don't get any more classic than a Bolt-Action .270. The .270 really shines as a flat shooting, accurate rifle for medium-sized game. From deer to bobcats, it is hard to go wrong with the venerable .270.



.280 Pump-Action Rifle

The .280 fires a slightly heavier 150 grain bullet than the .270, but is still capable of long range accuracy. There is a little more drop at long distances, but it can be cycled about as fast as a semi-auto.



.30-30 Lever Action Rifle

A century-old hunting classic perfect for hunting in thick woods or brush. Great for White-tailed Deer.



.30-06 Bolt-Action Rifle

The .30-06 Bolt-Action rifle is a hunting classic that is capable of cleanly harvesting all big game animals. While some consider it too light for the largest species, with the right bullet placement and range consideration, it can be a great all-around rifle.




.308 Bolt-Action Rifle

Uses an extremely accurate cartridge with ballistics nearly identical to the .30-06. With the advantage of a short bolt throw due to the cartridge's short overall length, this bolt action is ideal for times when supreme accuracy is needed combined with a relatively rapid follow-up shot.



.308 Semi-Automatic Rifle

Known for its extreme accuracy, the .308 cartridge is capable of taking most big game animals but really shines for elk-sized game at moderate ranges. Combine this with the fast-handling characteristics of this semi-auto design and it becomes a top choice for hunters on the move.



**7mm Magnum
Semi-Automatic
Rifle**


The flat bullet trajectory and the quick follow-up shot potential of this semi-automatic rifle are the main advantages of this gun. The 7mm Magnum uses a cartridge that is capable of pushing a 150-grain bullet at almost 3,200 fps (feet per second), making accurate shots out to 400 yards a snap.



.338 Magnum

This is a great rifle for big game animals. Powerful and accurate, not many rifles can match this old favorite for hunting animals like bear, elk, and moose. Its knock-down power at extreme ranges is excellent.


MUZZLELOADER



**TC Omega
Muzzleloader**


This is the muzzleloader you want for accuracy out to 100+ yards. The very slow time to reload a muzzleloader challenges the hunter to one-shot only encounters with game animals.

SHOTGUNS



**12-Gauge
Autoloader Shotgun**


This shotgun is good for areas with thick brush and where shots under 50 yards are the norm. It cannot be equipped with a scope.



**12-Gauge Pump
Shotgun**

Equipped with a 24-inch fully rifled barrel and it comes loaded with big sabot slugs. It is powerful with a fairly flat trajectory out

to 100+ yards. This slug gun also has the ability to have a shotgun scope mounted.



**12-Gauge Over and
Under Shotgun**

Light, agile, well balanced and fast to the shoulder, this over and under shotgun is ideal for sporting clays. Two shots are at your disposal with super quick reloads. It cannot be equipped with a scope.

HANDGUNS



**.357 Magnum Double
Action Revolver**

Capable of taking down deer-sized game, this revolver takes a steady hand to use. You can attach a handgun scope for accuracy.



500 Magnum Pistol

The .500 Magnum cartridge is capable of producing a whopping 2,600 foot pounds of muzzle energy (roughly three times that generated by the .44 magnum), and can cleanly take any large-sized game animal in the world.

BOWS



Recurve Bow


The choice of traditional bow-hunters, a Recurve Bow adds a unique challenge to the hunt not found with more modern compounds. Since there are no sight pins, the archer must practice extensively to become proficient.



**Cabela's Outfitter Series™
PL-1.5 Compound Bow**


Cabela's® finest piece of archery equipment with an incredible combination of speed, forgiveness and easy tuning. If you are looking for the best bow for deer or big game hunting, your search is over.

SCOPES




**Cabela's Alaskan
Guide® Rifle Scope
Fixed Power/
Magnification**

A very fine, basic riflescope. Cannot zoom in but has a good set magnification that can be used to zero in on your target. The object in view is magnified 4 times.




**Cabela's Alaskan
Guide® Compact
Scope**

Ideal for shorter-barreled rifles, this scope has a compact objective lens, reduced size and weight and excellent light transmission. A nice, adjustable riflescope.




**Cabela's Alaskan
Guide® Rangefinding
Scope**

Now you can judge distances out to a few hundred yards quick and easy. Just zero the riflescope for proper point of impact at 100 yards and use the reference circles to determine point of aim. The circles indicate the approximate size of the chest cavity of big game at the proper yardage.



**Cabela's Alaskan
Guide® Premium
Riflescope**

This scope is the ultimate for long-range shooting. When you need to see a small target that is far away, nothing beats high magnification. However, if your hunting offers a close shot, this scope may have too much power, making close-range shots or moving shots difficult.



**Cabela's Alaskan
Guide® Shotgun
Scope**

This scope is waterproof and has a diamond reticle for snap-shooting situations and an incredible field of view for quick target acquisition. It is parallax adjusted at 75 yards for sharp images at typical slug ranges. It can only be equipped with the 12-Gauge Pump Shotgun.



Handgun Scope

A good choice for hunters who prefer going out with a revolver. Built extra tough to withstand heavy recoil, this scope is a must for the serious hunter.

FISHING COMBOS

At certain spots in each location, you'll be able to cast out a line and angle for local fish. The fishing combos below are specially designed for specific fishing styles. Make sure you pack the correct combo for each adventure!



Cabela's Tournament Spinning Combo

The comfortable cork handles of the rod promote excellent grip whether they're wet or dry and reduce the weight of the butt section. The spinning reel is specially designed for smooth retrieves.



Cabela's Fly Fishing Combo

Cabela's® 8 ft. long rod combined with a good fly reel make an excellent fishing combo for fly casting in rivers and streams.

NAVIGATION

Gear to help you find your way through the wilderness and that can aid in your hunt.



Map

The most basic of navigation tools. The map helps you orient yourself among the landscape features in each location.



Deer Locator

By using infrared scanning technology this device is able to distinguish the difference in temperature between blood and the surrounding ground.



GPS Economy Model

Shows your position on a less detailed map and allows you to enter in a set number of markers.

SNOWSHOES



As lightweight as they are tough, these rugged snowshoes are ideal for the hunter who has miles to cover no matter how deep the snow gets. These snowshoes are useful for running faster through snow-covered locations.

OPTICS

Gear for finding what's out there in the wilderness.



Cabela's Alaskan Guide® Binoculars

Essential for scanning an area for game animals and anything else you might need to see from a distance.



Cabela's Professional Spotting Scope

Very similar to binoculars but with higher magnification. For one eye only and great for scanning wide-open spaces.



Cabela's CLR800 Laser Rangefinder

In addition to high magnification, this laser rangefinder tells you the distance to your target. This is a huge help in calculating your long-range shots.

STANDS & BLINDS

Use these items to get out of your game's line of sight and to set up a great shot at your target.



Cabela's Cable Elite SS Climber Treestand

This portable tree stand elevates the hunter to a position of advantage. You will be less visible and game is less likely to smell you from your tree-based position. Attach to any suitable tree.



Cabela's Adjustable Tripod Stand

Elevate your position above game animals' eyes and noses without the need for a tree.



Cabela's Lightning Set Hunting Blind (Forest)

Quickly set up this ground blind up to conceal yourself from game in heavily forested areas.



Cabela's Lightning Set Hunting Blind (Ground)

In areas where open ground dominates, this portable ground blind will hide you from game animals.



Cabela's Lightning Set Hunting Blind (Winter)

This convenient hunting blind is great for snow-covered areas where you want to remain out of sight.

SCENTS & LURES

Items to fool animals' noses.



Cabela's Scent X-Terminator® Scent Cover

Cabela's Scent X-Terminator eliminates all human odor. This scent cover makes you almost invisible to game animals' noses.



Cabela's Doe-In-Estrus Gel

This lure is great for attracting bucks from the pre-rut to the rut period.



Cabela's XXX Mule Deer Buck Lure

This 100% pure doe-in-heat urine is collected at the prime of the Mule Deer estrus cycle.



Cabela's XXX Buck Lure (White-Tailed Deer Formula)

The strongest, most powerful deer mating attractant you can get.



Deer Feeder

The feeder is ideal for feeding a specific spot to accommodate marked shooting distances.



Mineral Lick

A sure way to attract trophy-sized bucks is to appeal to their noses. The Mineral Lick is a mineral block loaded with nutrients that are irresistible to deer.

Cabela's OUTDOOR ADVENTURES

GAME CALLS & DECOYS

Use an animal's hearing and sight to lure them in to you.



Rattling Antlers

Attract antlered game with these synthetic antlers by simulating the sounds of bucks fighting.



Grunt Call

This is a basic deer call that creates realistic nasal grunts of bucks and does.



Bleat Call

The bleat call effectively attracts bucks.



Rubber Grunt Call

This call can bring in both mature and young bucks very effectively.



Deer Decoys

These portable and life-like buck and doe decoys can be used to fool deer to come in close to your position for a good shot.

TENTS

Use these for shelter, to replenish your energy and to make the nighttime hours pass quickly. They can be set up where ever the ground is open and level.



Cabela's Outback Lodge Light-Weight Tent A nice tent for warmer climates.



Cabela's Alaskan Guide Model® Medium-Weight Tent

This tent gives you good protection from the elements.



Cabela's Big Horn™ II Tent Heavy-Weight Tent

A tent that provides a large energy boost, even in the coldest weather.

FOOD, WATER & HEALTH

Items to keep you in good health and ready for the outdoors.



Dehydrated Food Pak

A good, cheap food source that helps to increase energy when needed.



Cabela's® Hydration Bladder

Stay hydrated when you're in the field with this bladder. It uses a pinch valve and tubing to keep water within easy reach.



Essential Med Kit

Use this item to repair damaged body parts and to restore health.

CLOTHING

Picking out the right type of clothing for your adventures is very important. Not only is it better to wear blaze orange during some seasons, the wrong type of clothing can also affect your health out in the field. Wearing light-weight clothing in winter seasons or heavy-weight clothing in the warmer seasons can cause your character's health to decrease significantly.

Cabela's OUTDOOR ADVENTURES

More items may become available in Cabela's as you progress through Adventure mode. Remember to stop by often to check out any new gear in stock.

LOCATIONS IN CABELA'S OUTDOOR ADVENTURES

As you progress through Adventure mode, new levels of hunts will become available. The hunts in each level progress in difficulty. You must complete both seasons in the location(s) of a level to move up to the next.

Level 1

Washington County, Pennsylvania



Washington County is considered to have some of the best farmland in southwestern

Pennsylvania. The hilly forests, cornfields and agricultural terrain make this region attractive to White-Tailed deer. You may come across man-made structures like barns and bridges. The land also contains a mixture of hardwoods and softwoods, with some wetlands scattered among the flats. Pre-existing elevated deer stands are a common site in this region.

Deer: **White-Tailed deer**
Big Game: **Rocky Mountain elk**
Small Game: **Fox**
Fish: **Walleye**

Level 2

Henry Mountains, Utah



The Henry Mountains are about sixty miles long by about twenty miles wide, and are located

in southeastern Utah. Vegetation zones range from alpine and alpine meadows at higher elevations to warm desert badlands at the base of the mountains. Because this area was closed off to deer hunting through parts of the 1980s and 90s, there are some huge Rocky Mountain Mule bucks to be had here now that hunting is allowed again.

Deer: **Rocky Mountain mule deer**
Big Game: **Rocky Mountain Bighorn sheep**
Small Game: **Bobcat**
Fish: **Rainbow trout**

West Klickitat, Washington State



This location lies on the eastern slope of the Cascade Mountains and has hillsides forested

with conifers. The flatter plateaus are covered by mixed forests of oak and pine interspersed with small grassy glades. The Klickitat River area is a deep, twisting canyon on its way south to the Columbia River. Here, the logging and timber industry provides much of their land for hunters to use. The pre-existing elevated deer stands are good place to wait for a Columbian Black-Tailed deer.

Deer: **Columbian Black-Tailed deer**
Big Game: **Mountain goat**
Small Game: **Raccoon**
Fish: **Silver salmon**

Level 3

Delta County, Michigan, Upper Peninsula



Delta County lies on the southern part of the Upper Peninsula of Michigan. Here you'll find very

thick woodlands made up of mixed hardwood and pine forests. Some farmland dots this area as well. One edge of this location borders Lake Michigan. Blizzards and blowing winds off the lake leave the area in very deep snow through most of the winter. The White-Tailed bucks in Upper Michigan are some of the largest in the U.S. Pre-existing elevated deer stands are another common site in this location.

Deer: **White-Tailed deer**
Big Game: **Eastern Timber wolf**
Small Game: **Skunk**
Fish: **Muskie**

Prince of Wales Island, Alaska



Located on the far southeastern coast of Alaska, Prince of Wales Island is thickly forested and

very mountainous. This is essentially a temperate region dominated by steep, forested mountains and deep, U-shaped valleys, and rivers. Its 2,000-plus square miles have an abundance of flourishing wildlife. This very beautiful region contains Sitka Black-Tailed deer roaming through majestic mountains covered in pines.

Deer: **Sitka Black-Tailed deer**
Big Game: **Brown bear**
Small Game: **Lynx**
Fish: **Arctic grayling**

Level 4

White Pine County, Nevada



This location lies on Nevada's eastern edge, bordering Utah. Nevada is the driest state in the

U.S.—a limited number of water sources can be found here. And with the highest number of mountain ranges of any state, it provides some of the most remote, stark and beautiful desert hunting anywhere. Its landscape is scattered with pinon and lodgepole pine, juniper, sage and aspen. Abandoned structures dot the landscape and can make for some good cover to stalk a Desert Mule buck.

Deer: **Desert Mule deer**
Big Game: **Desert Bighorn sheep**
Small Game: **Coyote**
Fish: **Crappie**

Taylor's Island, Maryland



Located on the eastern shore of Chesapeake Bay, Taylor's Island is an 1100 acre island made

up primarily of tidal marsh. The marsh attracts a variety of wildlife, including Sika deer, Squirrels, and even some Black bear. Water is abundant in this location and small patches of pine and cedar forest dot the marsh system. A boat is helpful in navigating some sections of this area.

Deer: **Sika deer**
Big Game: **Black bear**
Small Game: **Grey squirrel**
Fish: **Striped bass**

Level 5

Kerr County, Texas



Located in the middle of the Texas hill country, this area is surprisingly lush. Rolling hills and steep

canyons as well a multitude of caves are found in this location. Its native vegetation consists of brush savannah, oak woodland and grassland. Kerr County is a wildlife paradise because it forms a biological crossroads of different regions and it is an excellent area for Axis deer hunting in Texas.

Deer: **Axis deer**
Big Game: **Javelina**
Small Game: **Jackrabbit**
Fish: **Smallmouth bass**

Saskatchewan, Canada



A wild and remote area, it's situated in the midst of a dense boreal forest filled with spruce and pine.

Extensive deer farming also allows for hunting of more exotic species like the Fallow deer in this region. Moose and Beaver are some of the other wildlife roaming the area. Ancient glaciers carved out many lakes in this region where these animals often frequent. Sparse farmland can also be hunted up here.

Deer: **Fallow deer**
Big Game: **Northwestern moose**
Small Game: **Beaver**
Fish: **Northern pike**

FINAL LEVEL

Chihuahua, Mexico



Chihuahua is located in Northern Mexico and is its largest state, extending over 94,000 square

miles. A dry and arid place, Chihuahua looks like the backdrop to a Western movie. The vegetation can be sparse and made up mostly of brush plants, though juniper and oak can be seen. Coues deer blend well into this rough and rugged landscape.

Deer: **Coues deer**
Big Game: **Pronghorn antelope**
Small Game: **Cottontail rabbit**
Fish: **Largemouth bass**

The hunting seasons, laws, regulations and any other design elements presented in this game are not guaranteed to be accurate and should not be considered a reference source. To learn about hunting in a given area, contact that area's DNR (Department of National Resources) office.

**WILDLIFE IN CABELA'S
OUTDOOR ADVENTURES**

DEER:

WHITE-TAILED DEER



The most common deer in North America, its name "white-tailed" refers to the white underside of its tail, which is held aloft like a signaling flag when the animal is running or alarmed. The adult White-Tailed deer has a bright reddish-brown summer coat and a duller grayish-brown winter coat while its underbelly is white. The male has forwardly-curved antlers that bear a number of unbranched tines. White-Tailed deer feed on a variety of vegetation, depending on what is available in their habitat.

DESERT MULE DEER



Adult Desert Mule deer are slightly larger than White-Tailed deer, with bucks weighing in excess of 180 pounds and standing 3 or more feet high at the shoulder—does are smaller and lighter. Bucks grow a new set of antlers each year, which they shed after the breeding season. Mature bucks have large antlers that branch equally, with each antler having two main beams with two or more tines per beam. Their hide is rusty brown in the summer, and gray in winter, with white undersides year-round. Their tail is tipped with black. Desert Mule deer are closely related to Rocky Mountain Mule deer, with the exception of their liking for desert areas.

ROCKY MOUNTAIN MULE DEER



Mule deer are stockier than their relatives, White-Tailed deer. They stand 3 to 3.5 feet at the shoulder and are yellowish to reddish-brown in summer, grayish-brown in winter. Their tail is white with a black tip. Males have antlers that fork twice above a short tine near the base; a mature male normally bears five tines on each antler. Mule deer are browsers and eat fresh green leaves, twigs, lower branches of trees, and various grasses. The Rocky Mountain Mule deer lives alone or in small groups. They are closely related to Desert Mule deer, with the exception of their preference for mountainous regions.

COLUMBIAN BLACK-TAILED DEER



Columbian Black-Tailed deer are quite similar to Mule deer, although they are noticeably smaller and have a longer tail. One of the most difficult deer species to hunt, they are also a bit more skittish than Mule Deer. They frequent rocky, upland areas but can also be found in more densely forested locations. They feed on many types of vegetation, but prefer crops like alfalfa and wheat.

RED DEER



A cousin of North American elk and native to Europe, this impressive animal was first brought to New Zealand around 1850. Standing tall at over 4 feet at the shoulder, bucks (or stags) carry an impressive set of antlers with no less than 10 points. Very nervous and edgy, Red deer are not as easy to stalk as elk can be. Bucks live alone but females will herd up.

SIKA DEER



Originally from Japan, Sika are small- to medium-sized deer and are about 2.5 feet high at the shoulder. They tend to appear darker than other deer species and can be speckled with white spots. In fact, they almost resemble a miniature elk rather than a deer. Sika deer like marshy and wet forested areas, away from White-tailed deer habitat. Their antlers come in a wide range of rack sizes with 6 to 8 points being on the large side.

FALLOW DEER



Fallow deer are an exotic deer species with a very unique appearance. The word "fallow" refers to their pale, reddish-yellow hide. Averaging less than 3 feet in height at the shoulder, bucks weigh around 150 pounds, with does being a bit smaller. The buck's distinctive antlers are palmated (flattened), much like the way a moose's antlers appear. They have keen senses, so approach them carefully. Look for the spots on their hide.

AXIS DEER



Axis deer, also known as Chital, are spotted deer with antlers that reach high into the air. They are reddish-brown with a white underbelly and have a black stripe along each side. About 35 inches tall at the shoulder, they weigh in around 175 to 225 pounds. This exotic species is originally from India before they were brought into Texas about 75 years ago. A beautiful and graceful species, they like to steer clear of difficult terrain, preferring the cool shade of trees near water sources.

SITKA BLACK-TAILED DEER



The Sitka Black-Tailed deer is native to the wet coastal rain forests of southeastern Alaska and northwestern British Columbia. Transplants have expanded its range. Sitka Black-Tailed deer are smaller and stockier than Columbian Black-Tailed deer and generally have smaller antlers. Sitka are wary, shy and difficult to hunt. Though amongst themselves, these blacktails are sociable and sometimes form herds of mixed gender. They prefer open areas surrounded by forest.

COUES DEER



The Coues deer is a subspecies of the White-Tailed deer. It is much smaller than most of its eastern cousins. They stand about 2.5 feet at the shoulder and their coat color is almost grey with a white underbelly. The tail is all white on the underside, gray to reddish-black on top, and is often held aloft as an alarm signal. And weighing less than 100 pounds, these smaller whitetails appear to have much larger tails than other whitetails. They generally live alone or in small groups.

BIG GAME:

ROCKY MOUNTAIN ELK



Slightly smaller in body size than the Roosevelt elk, Rocky Mountain elk have the largest antlers of any elk subspecies. A bull's antlers can grow as long as 6 feet and weigh as much as 30 pounds. Adults can have a body weight between 500 to 1000 pounds. The body of an adult Rocky Mountain elk is dark reddish-brown with a chestnut-brown neck and mane.

ROCKY MOUNTAIN BIGHORN SHEEP



Size is comparable to the Desert Bighorn. Its coat is slightly darker in color than that of its desert cousin. They share the same thick skull and unique curved horns. Because of their superb vision and the difficulty of the terrain the live in, these sheep can be very difficult to hunt.

MOUNTAIN GOAT



Sometimes confused with a young sheep, the Mountain goat can be distinguished by its longer, shaggy white hair and black horns. Males and females are very similar in appearance. The only major difference is that females are slightly smaller in size. These are very patient animals and don't alarm easily. And like their name implies, they are often found on forested mountainsides grazing and resting.

EASTERN TIMBER WOLF



Eastern Timber wolves are the largest wild member of the Canid family (the Fox and Coyote are also members). Males are usually larger than females. They have silvery grey-brown backs, light tan bellies and bushy tails. During winter, their fur becomes darker on the neck, shoulders and rump. Excellent predators, they range from 5 to 5.5 feet long and weigh between 50 and 100 pounds.

BROWN BEAR (COMMON)



They are the smallest of the three types of brown-furred bears (Grizzlies and Kodiaks are the others). Size rapidly declines to the north and east, with some individuals weighing only 325 pounds on average. Fur is usually dark brown, but varies from cream to almost black. Despite not being as big as some of its cousins, Brown bears are extremely strong and have good endurance: they can kill a cow with one blow, outrun a horse, out-swim a person, and carry a dead deer uphill.

DESERT BIGHORN SHEEP



The Desert Bighorn sheep has a muscular body, with a thick neck. Its color is brown to pale tan while the belly, rump patch, back of legs, muzzle, and eye patch are white. The ram has massive brown horns that curve around its head in a "C". Rams use these horns in violent head-to-head combat with other males. The length of the head and body is about 5.5 feet, shoulder height is about 3 feet, and weight is around 150 to 300 pounds.

BLACK BEAR (AMERICAN)



The American Black bear is the smallest bear in North America, weighing between 150 and 600 pounds with a body length of 55 to 75 inches. Although they can range in color from black to cinnamon, they are most often black with a brown muzzle. They are usually solitary creatures and are less aggressive towards people than the other types of bear.

JAVELINA



The Javelina (also known as the Collared Peccary) looks somewhat like a large, wild pig but is in fact slightly different. It has a short coat of bristly, grey hairs. It has a white or yellow band that runs under its neck. Males and females are similar in size and average about 50 pounds. Short legs support its stocky, barreled body. They mark their territory with a powerful skunk-like scent that is detectable from many feet away.

NORTHWESTERN MOOSE



The Northwestern moose has a bulky body with a short, stubby tail and an oblong head. Although not quite as large as its cousin, the Yukon moose, mature Northwestern moose range in weight from 600 to 1400 pounds. Adult body coloration is generally brownish-black. The face lightens to a brown color in summer and becomes darker, almost black, in color as breeding season approaches. The legs are lighter in color than the body.

PRONGHORN ANTELOPE



This unique animal stands about 2.5 to 3 feet at its shoulder. It is reddish-brown with a short, dark mane and white belly. It also has two white bands on its throat and a large circular white patch on its rump. Both males and females have tall horns that branch into two prongs. They are the only existing animal with doubly-branched horns. They also have excellent vision, are incredibly fast and have exceptional stamina.

ROOSEVELT ELK



This is the largest-bodied elk—larger and darker than a Rocky Mountain elk. An adult bull averages 900 pounds but can reach over 1000 pounds. Antlers of the bulls are heavy and tend to rise straighter and with much less spread than antlers of the Rocky Mountain elk. Both male and females have a dark-colored neck mane.


SMALL GAME:

FOX




The Fox is the smallest member of the Canid family (Wolves and Coyotes are also members). A very alert and cautious animal, its keen senses allow it to usually avoid hunters. It weighs about 15 pounds and is about 40 inches long and has reddish fur, black ears and a white-tipped tail. It prefers forests and farmland and hunts for small rodents.

BOBCAT




Related to the Lynx, but smaller, its name comes from its short, bobbed tail. It can easily be distinguished from a Lynx by their difference in size and its spotted coat and white-tipped tail. Often shy, the Bobcat is active at night although they frequently leave their beds and begin hunting long before dusk. They average around 20 pounds though older males can be larger.

RACCOON




Easily recognizable by its black mask of fur and bushy, black-ringed tail, the Raccoon is a common site across North America in rural and near-urban areas. Although clever creatures, they are often viewed as pests. They average 2.5 feet long and weigh around 25 pounds.

SKUNK




Best known for the awful odor it produces when it senses danger, the Skunk is often a solitary creature. Its black and white fur serves as a warning to other creatures to stay away. They average 25 inches in length and weigh around 5 to 10 pounds.

LYNX




The Lynx looks like a very big domestic cat with a muscular body, sturdy legs, and a very short tail. They have large heads, and long tufted ears which stand straight up. Their coats are usually yellowish-brown and white on its undersides. The average weight of the Lynx is 30 to 65 pounds.

GREY SQUIRREL




A member of the rodent family, this animal is a common sight in the eastern half of North America. It can grow up to 20 inches long, including its bushy tail which curls up over its back. They have grayish-brown fur and pale undersides.

JACKRABBIT




Jackrabbits are in fact hares, not rabbits. Found in the western U.S. and Canada, they are the fastest of all rabbits and hares. Averaging about 20 inches in length and 7 pounds, Jacks are leaner and have longer legs than the Cottontail.

BEAVER




The largest member of the rodent family in North America, the Beaver is known for its broad, flat tail and its large front teeth. It uses these teeth to cut down trees to build their lodges. Adults average about 30 inches long and weigh in around 40 pounds. Rather slow moving on land, they're usually an easy target.

COTTONTAIL RABBIT



This is the most common wild rabbit in North America. It gets its name from the white underside of its tail, which looks like a puff of cotton. Cottontails weigh on average 2 pounds and are about 12 inches long. They often remain motionless when they sense danger.

WEASEL



Relative of the Mink and Ferret, this long, slender, short-legged animal averages about 13 inches in length and feeds mainly on rodents and birds. Weasels are small and agile creatures that can be difficult to hunt.


COYOTE



A member of the Canid family (like Foxes and Wolves), the Coyote is a very common animal all across North America. Smaller than a wolf, it stands around 24 inches at the shoulder and weighs between 20 to 50 pounds. Its fur is long and coarse and is colored a grizzled grey on top and whitish below. They prey on any animal that presents itself as an easy meal like squirrels, birds or even sheep. They are very fast runners and make sharp, high-pitched barks to call to each other.


FISH:

WALLEYE




Walleyes are night fish but can be caught during the day as well. Their large eyes have a pigment called tapetum lucidum that allows them to see well even in the darkest and murkiest waters.

RAINBOW TROUT




The Rainbow trout is one of the tastiest freshwater fish. They can be recognized by their spotted side and the long pink line that runs along their body. Trout can be mainly found in cold mountain waters, with high oxygen levels.

SILVER SALMON




Silver salmon (or Coho) can be found from Alaska to California. Like all Pacific salmon, Cohos have limited life spans, meaning they get to spawn only once before they die.

MUSKIE




Muskies usually grow larger than their cousins, Northern Pike. They can reach sizes of over 35 pounds. Their behavior is similar and they share the same opportunism when it comes to food.

ARCTIC GRAYLING




This species grows 12 to 15 inches long with a purple stripe along its back and fins. Its body has a distinct iridescence that makes it one of the most beautiful fish in cold waters.

CRAPPIE




Crappies can be found all over the U.S. and in Southern Canada. They are a smaller game fish with a large appetite for small fish, larvae and suspended plankton.

STRIPED BASS




Striped bass have silver sides with 7 or 8 horizontal stripes that run from the gill to the tails. They are voracious feeders and travel in schools.

NORTHERN PIKE




A predator like its cousin the Muskie, the Northern pike has green sides with rows of lighter spots. It grows slightly smaller and prefers cooler waters.

SMALLMOUTH BASS




A close cousin of the Largemouth, the Smallmouth bass prefers cooler water and therefore is not as wide-spread. Because of its preference for cool temperatures, its body accumulates more fat and has a rounder appearance.

LARGEMOUTH BASS



The Largemouth Bass is the most popular game fish in North America. This is both due to its fighting abilities and its abilities to survive in almost any freshwater body.

BROWN TROUT



This species originated in Europe but has since been introduced all over the world. They have brown sides with many black and orange spots. At times, this fish can be a difficult one to catch.

CUSTOMER SUPPORT

ONLINE SUPPORT

Internet: support@activisionvalue.com
or <http://www.activisionvalue.com>

OTHER CONTACT METHODS

Fax
(952) 918-9560, 24 hours day

Mail
Activision Value, Customer Support
7800 Equitable Drive, Suite 200
Eden Prairie, MN 55344

Phone
(952) 918-9500. Contact a customer service representative between the hours of 1:00 p.m. and 4:00 p.m. (Central Time) Monday, 10:00 a.m. and 4:00 p.m. (Central Time) Tuesday through Thursday, except holidays.

CREDITS

ACTIVISION VALUE CREDITS

Producer
Andy Spohn

Executive Producer
Nicole Lindstrom

Director of Product Development
Chip Pedersen

Technology Manager
Chris Arends

Supervisor of Quality Assurance
Jason Lembcke

QA Lead
Matt Reese

QA Team
Bob Paterson
Jeremy Huisheere
Dean Fingerholz
Paul Ference
Madison Mealyen
Adam Hunter
Brian Kuyath
Matt McCullough
Jon Pho
Thanuvong Yang
Ryan McMillan
Jeremy Andresen
Matthew True
Vinny Ghilani

Supervisor of Technical Requirements Group
Chad Schilling

Technical Requirements Lead
Rasheem Harris

General Manager
Dave Oxford

Vice President of Studios
Patrick Kelly

SALES

Vice President of Sales
Tim Flaherty

Sales Director
Jennifer Mirabelli

Regional Sales Director
Jim Holland

Director Bus. Development
Brian Johnson

Sales/Marketing Coordinator
Robbin Livernois

Sales Assistant
Brynja Bjarnason

MARKETING AND CREATIVE SERVICES
Vice President of Marketing and Creative Services
Mark Meadows

Senior Graphic Artist
Trevor Harveaux

Graphic Artist
Sean James

Web and Video Production Manager
Travis Grawey

LEGAL
Joe Hedges

LICENSING
Senior Brand and Licensing Manager
Andy Koehler

OPERATIONS
Vice President Business Affairs
Chad Koehler

Director of Operations and Planning
Mike Groshens

Information Systems Administrator
Bob Viau

VOICE TALENT
Jim Miller
Cathy Fuller

SPECIAL THANKS

Amanda Brook
Rick Daniels
Laura Ford
Darla Hill
Greg Hill
Jeff Hughes
Katie Krueger
Gregg Ritz
Bryan Stave
Ryan Wieser
Easy Street Studio
Shadows in Darkness
Thompson/Center Arms Co., Inc.

ADDITIONAL THANKS

Ann Beggs
Randy Beverly
Don Borchers
Mike Dalton
Bruce Ellingson
Keri Gross
Donna Johnston
Dan Matschina
Alex "Safari" Neuse
Kurt Niederloh
Chris Owen
Janet Paulsen
Mike Roska
Joe Shelton
Aaron Thompson
Steve Williams

SAND GRAIN STUDIOS CREDITS

PROJECT MANAGER

Eleodor Gherghinescu

GAME DESIGNER

Teodor Popa

PROGRAMMING

Lead Programmer

Costin Matei

Programmers

Ionut Simion
Alexandru Simion
Radu Robu
Dragos Ababei

GRAPHICS

Lead 2D Art

Bogdan Petrica

2D Art

Daria Popescu

ANIMATION & MODELING

Lead Animator & Modeler

Ileana Mantoiu-Baldovin

3D Modeler

Alexandru Bratosin
Mirel Aretu
Valeriu Dumitriu

LEVEL DESIGNERS

Lead Level Design

Lucian Puscas

Level Design

George Ilea
Alexandru Popescu
Adrian Baboi
Stefan Fagu

SOUND EFFECTS & MUSIC

Ionut Deliu
Mihai Dumbraveanu

SYSTEM & NETWORK ADMINISTRATION

System Administrators

Costin Barzon

Network Administrator

Stefan Radulescu

ENGINE TEAM

Lead Engine Programmer

Daniel Delion

Senior Engine Programmers

Codrut Angelescu
Dragos Avramescu
Cosmin Sulea
Ionut Tudor
Stelian Nicolae

Engine Tools

Cristina Maria Simion
Aurelian Bratu
Ciprian Ponea

TECHNICAL DIRECTOR

George Balog

ART DIRECTOR

Tudor Popa

SENIOR ANIMATORS

Carmen Tanase
Mihai Preda

SENIOR LEVEL DESIGNER

Mihai Irimescu

SENIOR GAME DESIGNER

Patrick Moraras

SENIOR PROGRAMMER

Roxana Sin

SENIOR FX ARTIST

Dragos Stanculescu

SPECIAL THANKS

Cristian Radu
Cosmin Hishu
Emil Anghel
Bogdan Hoiescu
Constantin Tudor
Cristi Paun

Roxana Vasilescu
Seida Emin
Andrei Streche
Marius Haluca
Cristian Cutocheras
George Barbu
Cristian Predonescu
Brindusha Dumitrescu
Ingrid Tanase
Gabriel Baldovin
Andrei Moise
Bogdan Mataru
Lucian Moroazan
Toni Neacsu
Daniela Candroveanu
Gabriel Mihalache
Antonia Zorila-Demeter
Mihai Buta
Marius Haluca
Liviu Torcatoru
Roxana Hishu
Lucian Treistoreanu
Tiberiu Groparu
Victor Popa
Toma Bonciu
Teodor Poparescu
George Marinescu
Oana Bucur
Raluca Cozma
Doina Tutunea

Thanks to our families and all our beloved ones who supported us along this project.

Ana Irina & Lisa
Laura
Claudici
Roxana
Brindusa
Oana
Mirela
Andreea Rucsandra
Adina
Monica
Mom, Dad & Serj
GOD



Cabela's OUTDOOR ADVENTURES

Software License Agreement

USE OF THIS PROGRAM IS SUBJECT TO THE SOFTWARE LICENSE TERMS SET FORTH BELOW. "PROGRAM" INCLUDES THE SOFTWARE INCLUDED WITH THIS AGREEMENT, THE ASSOCIATED MEDIA, ANY PRINTED MATERIALS, AND ANY ON-LINE OR ELECTRONIC DOCUMENTATION, AND ANY AND ALL COPIES AND DERIVATIVE WORKS OF SUCH SOFTWARE AND MATERIALS. BY OPENING THIS PACKAGE, AND/OR USING THE PROGRAM, YOU ACCEPT THE TERMS OF THIS LICENSE WITH ACTIVISION, INC. ("ACTIVISION").

LIMITED USE LICENSE. Activision grants you the non-exclusive, non-transferable, limited right and license to use one copy of this Program solely and exclusively for your personal use. All rights not specifically granted under this Agreement are reserved by Activision. This Program is licensed, not sold. Your license confers no title or ownership in this Program and should not be construed as a sale of any rights in this Program.

OWNERSHIP. All title, ownership rights and intellectual property rights in and to this Program and any and all copies thereof (including but not limited to any files, computer code, frames, objects, character, character names, stories, dialog, catch phrases, locations, concepts, artwork, animation, sounds, musical compositions, audio-visual effects, methods of operation, moral rights, and any related documentation, incorporated into this Program) are owned by Activision or its licensors. This Program is protected by the copyright laws of the United States, international copyright treaties and conventions and other laws. This Program contains certain licensed materials and Activision's licensors may protect their rights in the event of any violation of this Agreement.

YOU SHALL NOT:

- Exploit this Program or any of its parts commercially, including but not limited to use at a cyber cafe, computer gaming center or any other location-based site. Activision may offer a separate Site License Agreement to permit you to make this Program available for commercial use; see the contact information below.
- Sell, rent, lease, license, distribute or otherwise transfer this Program, or any copies of this Program, without the express prior written consent of Activision.
- Reverse engineer, derive source code, modify, decompile, disassemble, or create derivative works of this Program, in whole or in part.
- Remove, disable or circumvent any proprietary notices or labels contained on or within the Program.
- Export or re-export this Program or any copy or adaptation in violation of any applicable laws or regulations.

LIMITED WARRANTY. Activision warrants to the original consumer purchaser of this Program that the recording medium on which the Program is recorded will be free from defects in material and workmanship for 90 days from the date of purchase. If the recording medium is found defective within 90 days of original purchase, Activision agrees to replace, free of charge, any product discovered to be defective within such period upon its receipt of the Product, postage paid, with proof of the date of purchase, as long as the Program is still being manufactured by Activision. In the event that the Program is no longer available, Activision retains the right to substitute a similar program of equal or greater value. This warranty is limited to the recording medium containing the Program as originally provided by Activision and is not applicable to normal wear and tear. This warranty shall not be applicable and shall be void if the defect has arisen through abuse, mismanagement, or neglect. Any implied warranties prescribed by statute are expressly limited to the 90-day period described above.

EXCEPT AS SET FORTH ABOVE, THIS WARRANTY IS IN LIEU OF ALL OTHER WARRANTIES, WHETHER ORAL OR WRITTEN, EXPRESS OR IMPLIED, INCLUDING /ANY WARRANTY OF MERCHANTABILITY, FITNESS FOR A PARTICULAR PURPOSE OR NON-INFRINGEMENT, AND NO OTHER REPRESENTATIONS OR CLAIMS, /OF ANY KIND SHALL BE BINDING ON OR OBLIGATE ACTIVISION.

When returning the Program for warranty replacement please send the original product disks only in protective packaging and include: (1) a photocopy of your dated sales receipt; (2) your name and return address typed or clearly printed; (3) a brief note describing the defect, the problem(s) you are encountering and the system on which you are running the Program; (4) if you are returning the Program after the 90-day warranty period, but within one year after the date of purchase, please include check or money order for \$20 U.S. currency per disc replacement. Note: Certified mail recommended.

In the U.S. send to: Warranty Replacements, Activision, Inc., P.O. Box 67713, Los Angeles, California 90067

LIMITATION ON DAMAGES. IN NO EVENT WILL ACTIVISION BE LIABLE FOR SPECIAL, INCIDENTAL OR CONSEQUENTIAL DAMAGES RESULTING FROM POSSESSION, USE OR MALFUNCTION OF THE PROGRAM, INCLUDING DAMAGES TO PROPERTY, LOSS OF GOODWILL, COMPUTER FAILURE OR MALFUNCTION AND, TO THE EXTENT PERMITTED BY LAW, DAMAGES FOR PERSONAL INJURIES, EVEN IF ACTIVISION HAS BEEN ADVISED OF THE POSSIBILITY OF SUCH DAMAGES. ACTIVISION'S LIABILITY SHALL NOT EXCEED THE ACTUAL PRICE PAID FOR THE LICENSE TO USE THIS PROGRAM. SOME STATES/COUNTRIES DO NOT ALLOW LIMITATIONS ON HOW LONG AN IMPLIED WARRANTY LASTS AND/OR THE EXCLUSION OR LIMITATION OF INCIDENTAL OR CONSEQUENTIAL DAMAGES, SO THE ABOVE LIMITATIONS AND/OR EXCLUSION OR LIMITATION OF LIABILITY MAY NOT APPLY TO YOU. THIS WARRANTY GIVES YOU SPECIFIC LEGAL RIGHTS, AND YOU MAY HAVE OTHER RIGHTS WHICH VARY FROM JURISDICTION TO JURISDICTION.

TERMINATION. Without prejudice to any other rights of Activision, this Agreement will terminate automatically if you fail to comply with its terms and conditions. In such event, you must destroy all copies of this Program and all of its component parts.

U.S. GOVERNMENT RESTRICTED RIGHTS. The Program and documentation have been developed entirely at private expense and are provided as "Commercial Computer Software" or "restricted computer software." Use, duplication or disclosure by the U.S. Government or a U.S. Government subcontractor is subject to the restrictions set forth in subparagraph (c)(1)(i) of the Rights in Technical Data and Computer Software clauses in DFARS 252.227-7012 or as set forth in subparagraph (c)(1)(i) and (2) of the Commercial Computer Software Restricted Rights clauses of FAR 52.227-19, as applicable. The Contractor/Manufacturer is Activision, Inc., 3100 Ocean Park Boulevard, Santa Monica, California 90405.

INJUNCTION. Because Activision would be irreparably damaged if the terms of this Agreement were not specifically enforced, you agree that Activision shall be entitled, without bond, other security or proof of damages, to appropriate equitable remedies with respect to breaches of this Agreement, in addition to such other remedies as Activision may otherwise have under applicable laws.


INDEMNITY. You agree to indemnify, defend and hold Activision, its partners, affiliates, contractors, officers, directors, employees and agents harmless from all damages, losses and expenses arising directly or indirectly from your acts and omissions to act in using the Product pursuant to the terms of this Agreement.

MISCELLANEOUS. This Agreement represents the complete agreement concerning this license between the parties and supersedes all prior agreements and representations between them. It may be amended only by a writing executed by both parties. If any provision of this Agreement is held to be unenforceable for any reason, such provision shall be reformed only to the extent necessary to make it enforceable and the remaining provisions of this Agreement shall not be affected. This Agreement shall be construed under California law as such law is applied to agreements between California residents entered into and to be performed within California, except as governed by federal law and you consent to the exclusive jurisdiction of the state and federal courts in Los Angeles, California. If you have any questions concerning this license, you may contact Activision at 3100 Ocean Park Boulevard, Santa Monica, California 90405, (310) 255-2000, /Attn. Business and Legal Affairs, legal@activision.com.



Cabela's OUTDOOR ADVENTURES

COMING THIS FALL!



ACTIVISION

Cabela's

For a FREE Cabela's
catalog call:
1-800-230-8400



PlayStation 2

RATING PENDING
RP
RATING PENDING BY
ESRB

Visit www.esrb.org
for updated rating
information.

Activision Publishing, Inc. P.O. Box 57713, Los Angeles, CA 90067 75187 226 US
©2005 Activision Publishing, Inc. and its affiliates. All rights reserved. Dangerous Hunts and Outdoor
Adventures are trademarks of Activision Value Publishing, Inc. Activision is a registered trademark of
Activision, Inc. Cabela's and the Cabela's logo are registered trademarks of Cabela's Incorporated.
Published and distributed by Activision Publishing, Inc. and its affiliates. The ratings icon is a
registered trademark of the Entertainment Software Association. All other trademarks are the
property of their respective owners. All rights reserved. "PlayStation" and the "PS" Family logos are
registered trademarks of Sony Computer Entertainment Inc. All other trademarks and trade
names are the properties of their respective owners.