

# SPYRO

ENTER THE DRAGONFLY

COMING FALL 2002



EmuMovies



PlayStation 2



# CRASH BANDICOOT

THE WRATH OF CORTEN



**WARNING: READ BEFORE USING YOUR PLAYSTATION®2  
COMPUTER ENTERTAINMENT SYSTEM.**

A very small percentage of individuals may experience epileptic seizures when exposed to certain light patterns or flashing lights. Exposure to certain patterns or backgrounds on a television screen or while playing video games, including games played on the PlayStation®2 console, may induce an epileptic seizure in these individuals. Certain conditions may induce previously undetected epileptic symptoms even in persons who have no history of prior seizures or epilepsy. If you, or anyone in your family, has an epileptic condition, consult your physician prior to playing. If you experience any of the following symptoms while playing a video game—dizziness, altered vision, eye or muscle twitches, loss of awareness, disorientation, any involuntary movement, or convulsions—**IMMEDIATELY** discontinue use and consult your physician before resuming play.

**WARNING TO OWNERS OF PROJECTION TELEVISIONS:**

Do not connect your PlayStation®2 console to a projection TV without first consulting the user manual for your projection TV, unless it is of the LCD type. Otherwise, it may permanently damage your TV screen.

**USE OF UNAUTHORIZED PRODUCT:**

The use of software or peripherals not authorized by Sony Computer Entertainment America may damage your console and/or invalidate your warranty. Only official or licensed peripherals should be used in the controller ports or memory card slots.

**HANDLING YOUR PLAYSTATION®2 FORMAT DISC:**

- This disc is intended for use only with PlayStation®2 consoles with the NTSC U/C designation.
- Do not bend it, crush it or submerge it in liquids.
- Do not leave it in direct sunlight or near a radiator or other source of heat.
- Be sure to take an occasional rest break during extended play.
- Keep this compact disc clean. Always hold the disc by the edges and keep it in its protective case when not in use. Clean the disc with a lint-free, soft, dry cloth, wiping in straight lines from center to outer edge. Never use solvents or abrasive cleaners.



# TABLE OF CONTENTS


Getting Started	2
PlayStation®2 Setup	2
Basic Controls	3
Controlling Crash and Coco	4
Vehicle Controls	5
Wrath Is a Terrible Thing to Waste!	6
Pausing and Options	8
How to Go Virtually Anywhere	9
Loading and Saving	9
Gems Are a Bandicoot's Best Friend	10
Crate Balls of Fire!	11
Time Trial – Fastest Marsupial Gets a Prize	13
New Powers	14
So You Think You Have What It Takes	15
The Bare Minimum	15
Do It All	15
Go for It, Champ!	15
Our Heroes and Heroine	16
Dr. Neo Cortex and His Baddies	17
Elemental Masks – Elementary, My Dear Bandicoot!	18
Credits	20
Limited Warranty	24

“Crash Bandicoot: The Wrath of Cortex” interactive game ©2001 Universal Interactive, Inc. Crash Bandicoot and related characters are TM and © Universal Interactive, Inc. All rights reserved. KONAMI is a trademark of KONAMI CORPORATION ©2001 KONAMI CORPORATION. All rights reserved. All other trademarks are property of their respective owners.



# GETTING STARTED

## PLAYSTATION®2 SETUP



Set up your PlayStation®2 computer entertainment system according to the instructions in its instruction manual. Make sure the MAIN POWER switch (located in the back of the console) is turned ON. Press the RESET button. When the power indicator lights up, press the (OPEN) button and the disc tray will open. Place the *Crash Bandicoot: The Wrath of Cortex™* disc on the disc tray with the label side facing up. Press the open button again and the disc tray will close. Attach game controllers and other peripherals, as appropriate.

Follow the on-screen instructions and refer to this manual for information on using *Crash Bandicoot: The Wrath of Cortex™*.

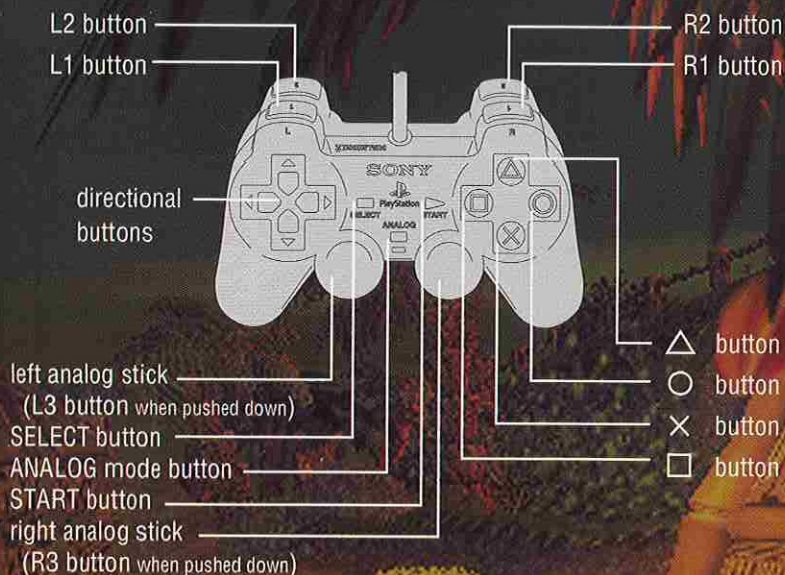
## MEMORY CARD (8MB) (FOR PLAYSTATION®2)

*Crash Bandicoot: The Wrath of Cortex™* lets you save games at their current level of play onto a memory card (8MB) (for PlayStation®2), and resume play on previously saved games. A memory card (8MB) (for PlayStation®2) is required. Insert a memory card (8MB) (for PlayStation®2) into MEMORY CARD slot 1 on the PlayStation®2 game console BEFORE starting play.

**Important:** Do not switch off the MAIN POWER switch, remove or insert a memory card (8MB) (for PlayStation®2), or Controllers while saving or loading games. Doing so could damage the game data.

## BASIC CONTROLS

### DUALSHOCK®2 ANALOG CONTROLLER CONFIGURATIONS



START button or × button	Start Game/Begin Play
START button	Pause
Directional buttons or left analog stick	Select Options

## Controlling Crash and Coco

### Directional Buttons or Left Analog Stick

- ↑ UP ..... Move Forwards
- ↓ DOWN ..... Move Backwards
- RIGHT ..... Move Right
- ← LEFT ..... Move Left
- △ button ..... Show Status Panel
- ⊗ button ..... Jump
- ⊗ + ○ button ..... High Jump
- ◻ button ..... Spin Crash/Coco's Karate Kick
- or [R1] button ..... Coco's Sweep Kick
- or [R1] button ..... Crouch (not moving)
- HOLD ○ button then move ↑, ↓, →, or ← ..... Crawl
- ⊗ + ○ or ⊗ + [R1] (in mid-air) ..... Body Slam Crash/  
Coco's Stomp
- or [R1] button while running ↑, ↓, →, or ← ..... Slide
- + ⊗ or [R1] button + ⊗ button  
while running ↑, ↓, →, or ← ..... Super Slide High Jump

## VEHICLE CONTROLS

(USE LEFT ANALOG STICK TO CONTROL DIRECTIONAL MOVEMENT)



### Firefly

- ⊗ button – Hold ⊗ to lock onto enemies. Release ⊗ button to fire when lock-on is complete.



### Glider / Space Fighter

- ⊗ button – Fire Cannon and Lasers
- [R2] button – Barrell Roll Right
- [L2] button – Barrell Roll Left



### Copter-Pak

- ↑ UP – Moves Crash down
- ↓ DOWN – Moves Crash up
- ⊗ button – Moves Crash forward
- button – Moves Crash backwards
- ◻ button – Spins Copter-Pak
- ↔ / ⇄ – Moves Crash left/right



### Jeep

- ⊗ button – Accelerate



### Coco's Scooter/Snowboard

- ⊗ button – Jump
- button – Speed Boost

### Sub

- ◻ button – Shoot Torpedoes
- ⊗ button – Release Depth Charge



### Mech

- Directional buttons – move/aim bazooka/water cannon when active
- ⊗ button – Jump
- button – Hold to activate bazooka/water cannon and release to fire

# WRATH IS A TERRIBLE THING TO WASTE!



When we last saw Crash Bandicoot he had just defeated Dr. Neo Cortex and Uka-Uka and was finally going to take some well-earned time off. So now here he is, with his super-smart sis, Coco, and friendly companion, Aku Aku, soaking up a few rays on the beach. But as we all know, diabolical evil always finds a way to ruin Crash's day.



Somewhere else in the galaxy, Uka Uka holds a "bad-guy convention" in a newly built space station. The attendees are Dingodile, N Tropy, Tiny, N. Gin and of course Dr. Neo Cortex. Uka Uka is furious, evil's productivity is way down and something has to be done. Luckily, over the past couple of years, Dr. Cortex has been working on a super-secret weapon that will surely crush Crash forever—a super-bandicoot named Crunch. Unfortunately, he needs more power to finish it. Uka tells the group of baddies a story:



...Several thousands of years ago the Ancient Ancestors fought a brave battle against the Elementals—a group of renegade masks who had control and power over the elements of Air, Earth, Fire and Water. Each mask reigned over a specific element and used these elements to ravage the globe. The Ancient Ancestors were able to imprison the Elementals through the use of special crystals that put them in a state of hibernation.



Uka Uka explains that if they can release these masks and harness their destructive power, Cortex can complete his super-secret weapon and rid themselves of Crash Bandicoot once and for all.

Back on Earth, all heck breaks loose.

A volcano erupts, showering the land with lava and charred rock. A tornado rages through the jungle and then a thundering earthquake shakes the Earth off of its hinges. Aku Aku knows something is very wrong here. He knows the Elementals have been unleashed on the world once again. The only way to put an end to the Elementals is to find the Elemental crystals that are scattered all across the Earth. Utilizing her brilliant technical savvy, Coco creates a Virtual Reality warp device that will take them to the different points on the globe to retrieve the crystals.



Can Crash and Coco brave the elements and destroy Crunch? Or will Cortex finally have his day in the sun?



## PAUSING AND OPTIONS

### PAUSE SCREEN

If Dr. Cortex's wrath is getting the better of you, you can pause at any time. On the Pause screen, check your progress through the game and set your game play options.




**Options:**  
Choose between three options. Resume Game, Game Options, Return to the Warp Room

### Crystals, Gems, Relics & Powers

Runs in a cycle, shows the number of collected items, total items found throughout the game, and any special powers in use

### OPTIONS

To change or select game options from the Pause screen, press the directional buttons or left analog stick to select an option and then to make adjustments. Press the  button to confirm options.

#### Vibration ON/OFF

Turn Vibration ON or OFF.

#### Sound Option

Select MONO or STEREO sound, and adjust the MUSIC and SOUND FX volume.

#### Adjust Screen

Adjust screen LEFT or Right.



## HOW TO GO VIRTUALLY ANYWHERE



### The Virtual Reality Hub System

Coco has created a Virtual Reality Hub System to aid you in finding all the crystals.



### The VR Hub System

There are five VR Hubs.

Each VR Hub has five teleportation portals to different levels.

After completing all five levels, a sixth teleportation portal will appear, opening a portal to a Boss level.

Defeat Crunch and the Elemental at the end of each hub to unlock the next VR Hub.


## LOADING AND SAVING

### Saving a game

1. To save a game, walk up to the Load/Save terminal to activate it.
2. If you are saving a game for the first time, select a save slot to save your game into (there are 4 possible save slots).
3. Select the slot where you want your game saved and press the  button.



### Loading a game

1. To Load a Saved Game, walk up to the Load/Save terminal to activate it.
2. Select a previously saved game from the games available by pressing the  button.



# GEMS ARE A BANDICOOT'S BEST FRIEND



## Wumpa Fruit

Collect 100 pieces of Wumpa Fruit and earn a free life (1-up).



## Aku Aku (Witch Doctor Mask)

When possessing an Aku Aku Mask, Crash is shielded from one enemy's attack or contact. Collect three Aku Aku Masks to earn temporary invulnerability from all minor dangers.



## Crystals

Crystals are the most important items in the game. Find all 25 Crystals (there's one hidden in every level except the Boss levels) to finish the game. In some levels you will win the Crystal at the end or after completing a specific challenge.

## Gems

Gems are more difficult to find than Crystals, but well worth the effort.



### There are two types of Gems:

Clear Gems are your reward for breaking all of the boxes in a level or for completing a secret area.

Colored gems are found in special levels and transport you to hidden areas.

## Relics

You can win Relics by re-entering the level after collecting the Crystal. You can play in Time Trial mode. If you beat the level under the pre-designated time (shown before you enter the level), you will be rewarded with a Sapphire, Gold, or Platinum Relic. (See "Time Trial" for details.)

The first five Relics you receive will open up a secret level. You must go through these secret levels to get 100% completion of the game.



# Crate Balls of Fire!

It's all about the crates! Smash the boxes open to get at all the secret goodness inside, like Wumpa fruit or 1-Ups. But not all crates are nicey nicey, so be careful!



## Crate

This is your everyday, garden-variety box. Crack these open to get at those delicious Wumpa fruit.



## Bouncy Box

Always good for a boost to reach those high areas, not to mention all the fruit they give if you keep jumping on them. Spinning them will leave you with nothing!



## Surprise Box

You never know what you'll find—there's a surprise in every box.



## Aku Aku Box

I hear ya knockin' so I'm gonna let ya out! Smash these crates to release the Aku Aku spirit. He will aid Crash and Coco by protecting them. Collect 1 mask for one hit point, 2 masks for two hit points, and 3 masks for temporary invincibility.



## Checkpoint Crate

Busting these crates open will allow you to restart from that point if you happen to lose a life, instead of restarting at the beginning of the level.



## Crash Crate

An extra life in every box! On levels with Coco these crates will be replaced with Coco Crates.



## TNT Crate

Hop on these to trigger the 3-second delay fuse. Stand clear before they blow! Careful not to spin these or...**BLAMMO!**



## Slot Box

Watch them change faster and faster. Spin them to win your prize. But act fast as they will quickly turn into an unbreakable iron crate.






### Outline Box

These strange boxes appear only if the Switch Box hidden in that level is activated.

### Switch Box

Hit these to turn on those silly Outline Boxes.



### Nitro Crate

Caution should be used when close to these highly volatile boxes. Many a bandicoot has been vaporized by these green meanies.

### Nitro Switch Box

Smacking these will detonate every Nitro Crate in the level.



### Spring Crate

Jump on these wooden crates to give you that extra height on jumps.

### Iron Spring Crate

These hard-to-reach crates will spring you to those hard to reach places.



### Steel Crates

These are stronger than your average crate. Try some of Crash's or Coco's other moves to crack these bad boys open.

### Time Box

Found only in Time Trial Mode, these boxes will freeze the timer for the number of seconds listed on the side.




### Invisibility Crate

When spun, Crash becomes invisible for a limited time. On the screen you'll appear as an outline of Crash. Note: Certain objects may not detect you if you are invisible.

# TIME TRIAL

## Fastest Marsupial Gets a Prize



### Time Trial

After you finish a level the first time, race through it again in Time Trial mode. You can win a Sapphire, Gold, or Platinum Relic depending on how fast you go.

Sapphires and Gold relics are easy to win; but Platinum means you really "hauled bandicoot." (Total 30 Relics)

### To Make a Time Trial Run:



The pre-designated time appears in the virtual display when standing next to the level portal. This is the time you must beat.

Touch the stopwatch near the beginning of a level to activate the timer; otherwise you'll play the level in regular mode.



Speed through the level as fast as you can. When you break a box with a number on it, the clock freezes for that amount of time.



In Trial mode you do not lose lives, so play through as many times as you like. When you finish the level, the Name screen appears so you can register your best time.



# NEW POWERS

Each time you defeat a Boss, a new power is yours for the rest of the game.



**Tip Toe**  
[L2] button



**Super Double Jump**

⊗ + ⊗ buttons (at the top of the first jump)



**Death Tornado**

□ button (tap repeatedly)



**Crash Dash**

left analog stick or directional buttons + [R2]



**Bazooka**

[L1] + ○ buttons (hold [L1] then press the ○ button to fire)



# SO YOU THINK YOU HAVE WHAT IT TAKES...

## THE BARE MINIMUM

Just make it through all the levels. When you've collected all 25 Crystals and defeated Dr. Cortex and Crunch, you win.

## DO IT ALL

You can go through a level without getting 100% of the collectibles it holds, BUT to win the real prize of this elemental world, scour each Warp Portal and dig up everything there is in each level—including the secret areas.



## Go for It, Champ!

You begin the game with four lives for Crash and Coco.

To earn more lives: Collect 100 Wumpa Fruits. Break open a Crash Crate and collect a Crash 1-UP.

If you run out of lives, the game is over. To continue, select YES and press the ⊗ button.

Keep an eye out for Bonus platforms and Death Routes in any level. Jump onto them to fly to a special bonus area. Run through the maze, grabbing everything that isn't tacked down. Once you complete a bonus area, you can't play it again.

## The Status Panel

Press the △ button during game play to display the Status Panel and check on your progress.

Boxes opened, and the total number for the level.

Wumpa Fruit collected



Crash lives remaining.

## OUR HEROES AND HEROINE



### Crash Bandicoot

Taken from his jungle paradise and subjected to Dr. Neo Cortex's Evolve-Ray, Crash was the pinnacle of Cortex's genetic manipulation. But as fate would have it, Crash was thrown out like garbage by Cortex for being a nice guy. Crash spends his time these days sunning himself by the seaside, and is called upon from time to time to thwart any World Domination plans Dr. Neo Cortex might have in the works. Can Crash do it again?

### Coco Bandicoot

Coco, Crash's little sister, was also snatched from the jungle and genetically enhanced by Cortex. She is a super-smart computer expert, with a love of Hong Kong martial art movies, and one heck of a scooter rider! She's always there to back her big bro up, and not afraid to mix it up herself.



### Aku Aku

A kindly omnipotent witch doctor mask, Aku Aku guides and aids Crash and Coco in stopping Cortex's and Uka Uka's devious plans.



## DR. NEO CORTEX AND HIS BADDIES



### Crunch

Cortex's most radical weapon yet created, Crunch is a perfectly tuned Super-Bandicoot! A bionic brute, he has been genetically created for one reason and one reason alone:

**DESTROY CRASH BANDICOOT!**



### Tiny the Tiger

Tiny is a hulking ferocious beast, who some believe may have been Dr. Cortex's first foray into genetic alteration. Don't let his size fool you; Tiny may be muscle-bound, but he certainly isn't a dimwitted buffoon.



### Dingodile

Another freak of nature created by Cortex in his pursuit of the perfect genetic warrior. Dingodile, is a half dingo-half crocodile monstrosity who enjoys reading Shakespeare, playing croquet, and roasting orange marsupials with his flamethrower.



### Dr. N. (Nefarious) Tropy

Known for his diabolical work in quantum warp technology and his Time Twister device, Dr. N. Tropy can usually be found disturbing the temporal flow by creating time paradoxes just for laughs.



### Dr. N. Gin

Half man, half machine, with half a missile sticking out of his head, Dr. N. Gin, Cortex's right-hand man, is a scientific genius in robotics and cybernetics.



### Uka Uka

The evil twin mask of Aku Aku, Uka Uka is the controlling force behind Cortex's obsession with conquering the world.



# ELEMENTAL MASKS

## Elementary, My Dear Bandicoot



### Rok-Ko

Quick to anger with a head full of rocks, Rok-Ko is the elemental mask of Earth. He controls such earthly forces as earthquakes and landslides to name a few.

### Wa-Wa

Out to flush the world clean and rebuild it as he remembers it, this stick-in-the-mud puddle is the elemental mask of Water.



### Lo-Lo

This crazy joker could be a real blast at a party if he didn't always blow the house down! Lo-Lo is the elemental mask of Air and has dominion over the forces of wind.



### Py-Ro

The strongest and the most evil of the ancient elemental masks, Py-Ro controls the element of fire. His temper is known to go off like a volcano when perturbed.



## Like the Game So Far?

Then log onto [www.wrathofcortex.com](http://www.wrathofcortex.com) now and check out some cool things that Crash and his friends are up to, including:

Screenshots  
Browser Skins  
Screensavers

Downloads  
Tips and Tricks  
AND TONS MORE!!!

## Technical Support

Universal Interactive Technical Support can be reached in the following ways:

**Toll-Free Technical Support Line**  
(866) 582-7063 (U.S./Canada only)  
or (310) 649-8016 (outside U.S./Canada)  
Fax: (310) 258-0755  
World Wide Web: [support.vugames.com](http://support.vugames.com)

## Customer Service

**Toll-Free Customer Service Line**  
(866) 341-0879 (U.S./Canada only)  
or (310) 649-8006 (outside U.S./Canada)  
8 a.m.–5 p.m. PST Monday–Friday

### Mail

Universal Interactive  
4247 S. Minnewawa Ave., Fresno, CA 93725

# CREDITS

## Developed by Traveller's Tales

**Executive Producer**  
Jon Burton

**Internal Producer**  
Arthur Parsons

**Game and Level Design**  
Arthur Parsons  
Jon Burton  
James Cunliffe

**Lead Game Programmer**  
John Hodskinson

**Game Programmers**  
Chris Stanforth  
Michael Jackson  
Ralph Fernayhough  
Jon Burton

**Lead Engine Programmer**  
Dave Dootson

**Engine Programmers**  
Steve Monks  
Glynn Scragg  
Alistair Crowe  
Richard Taylor

**Lead Level Artist**  
James Cunliffe

**Level Artists**  
Neil Allen  
Dave Burton  
Rhoda Daly  
Lee Burns  
Paul Dobson

**Lead Animator**  
Jeremy Pardon

**Animators**  
Chris Dicker  
Anthony Whiteley

**Character Artists**  
Nicola Daly  
Beverley Bush

**Additional Artwork**  
William Thompson  
Barry Thompson

**Preliminary Artwork**  
Leon Warren

**Concept Artist**  
Craig Whittle

**Office Manager**  
Emma Hoskins

**Special Thanks**  
Christopher Bush

**Voice Casting/Voice Director**  
Margaret Tang

**Dialog Editing**  
Womb Music  
Rik Schaeffer

**Sound Effects**  
Universal Sound Studios  
Ron Horwitz  
Tom Jaeger  
John Robinson  
Harry Woolway

### Voice Cast

**Dr. Neo Cortex**  
**Uka-Uka**  
Clancy Brown

**Aku-Aku**  
Mel Winkler

**Coco Bandicoot**  
Debi Derryberry

**Crunch Bandicoot**  
Kevin Michael Richards

**Py-Ro - The Fire Elemental**  
Mark Hamill

**Wa-Wa - The Water Elemental**  
R. Lee Ermy

**Rok-Ko - The Earth Elemental**  
Tom Wilson

**Lo-Lo - The Air Elemental**  
Jess Harnell

**M. Gin / N. Tropy**  
Cory Burton

**Additional Concept Artwork**  
Thom Ang

**Crunch Conceptual Design**  
Sean Krankel  
Craig Whittle

**QA Testing**  
Absolute Quality

**Lead Tester**  
Chris Ho

**Second Lead Testers**  
Jose Velasco  
Galen Laws

**Testers**  
Kim Jardin  
Paul Garcia  
Brian Leung  
Ray Schreckengost  
Mike Gonzalez  
Richard Burkhardt  
Steve Ferreira  
Keith Tsubouchi  
Steve Alvarado  
Carble Cheung

**Test Managers**  
Curtis Shenton  
Andrew Kline

**Director**  
Mike Richardson

**Vivendi/Universal Quality Assurance Team**

**QA Project Lead**  
Michael Caradonna

**QA Associate Lead**  
Joshua Tapley

**QA Testers**  
Alfred Lo  
Aaron Parker  
Benjamin Hines  
Brian Hirai  
Brian Mathison  
Daven DeLidle  
Don Carroll  
Fausto Lorenzano  
Jerry Neyland  
Juliet Nimmo  
Lester Broas  
Mirko Sekulic  
Rodrigo Reyes  
Seehe Oh  
Tristan Anderson  
Timothy Phillips  
Vincent Delupio  
William Pham

**Booklet Design**  
Lauren Azeltine

### Special Thanks

Grace Baca  
Hugh Bowen  
John Foster  
Virginia Fout  
James Galloway  
Flavie Gufflet  
Stuart Hay  
Gary Lake  
Suesyn Lam  
Scott Johnson  
Barry Kehoe  
Jason Record  
Neal Robison  
Suzan Rude  
Ricei Rukavina  
Marcus Sanford  
Tammy Schachter  
Sandra Shagat  
Brent Watts  
Fiona Wilson  
Meredith Wollman  
Charles Yam

## Published by Universal Interactive Studios

**Senior Producer**  
Daniel Suarez

**Associate Producers**  
Sean Krankel  
Donovan Soto

**Production Coordinator**  
Carlos Schulte

**Vice President of Production**  
Vijay Lakshman

**Additional Production Support**  
Melissa Miller  
Sean Mountain  
Nick Torchia  
Scott Davids

**Sr. Product Manager**  
Craig Howe

**Associate Product Manager**  
Marcus Savino  
Michael Scharnikow

**Marketing Coordinator**  
Jason Covey

**Director of Promotions**  
Chandra Hill

**Creative Services Supervisor**  
Michael Sequeira

**Sr. Manager of Public Relations**  
Alex Skillman

**Vice President of Global Marketing**  
Torrie Dorrell

**President**  
Jim Wilson

**Music Soundtrack**  
Swallow Studios  
Andy Blythe  
Marten Joustra

**Original Crash Bandicoot Theme**  
Written by Mutato Musika  
Arranged by Swallow Studios


### Additional Special Thanks

Absolute Quality, Absinthe Pictures, Axiom Design, Bender-Helper Impact, Big Sesh Studios, Kovel/Fuller

NOTES



NOTES



## LICENSE AGREEMENT

This software program, any printed materials, any on-line or electronic documentation (the "Program") are the copyrighted work of Universal Interactive Studios, Inc., or its licensors. All use of the Program is governed by the terms of the End User License Agreement which is provided below ("License"). The Program is solely for use by end users according to the terms of the License Agreement. Any use, reproduction or redistribution of the Program not in accordance with the terms of the License Agreement is expressly prohibited.

### END USER LICENSE AGREEMENT

1. **Limited Use License.** Universal Interactive, Inc. ("UI") hereby grants, and by utilizing the Program you thereby accept, a limited, nonexclusive license and right to use one (1) copy of the Program for your use on a Sony PlayStation®2 computer entertainment system.
2. **Ownership.** All title, ownership rights and intellectual property rights in and to the Program and any and all copies thereof (including but not limited to any titles, computer code, themes, objects, characters, character names, stories, text, dialog, catch phrases, locations, concepts, artwork, animations, sounds, musical compositions, audiovisual effects, methods of operation, moral rights, any related documentation, and "applets" incorporated into the Program) are owned by UI or its licensors. The Program is protected by the copyright laws of the United States, international copyright treaties and conventions and other laws. All rights are reserved. The Program may contain certain licensed materials, and UI's licensors may act to protect their rights in the event of any violation of this Agreement.
3. **Responsibilities of End User.**
  - A. Subject to the Limited Use License as set forth above, you may not, in whole or in part, copy, photocopy, reproduce, translate, reverse engineer, derive source code from, modify, disassemble, decompile, or create derivative works based on the Program, or remove any proprietary notices or labels on the Program without the prior consent, in writing, of UI.
  - B. You are entitled to use the Program for your own use, but you are not entitled to: sell, grant a security interest in or transfer reproductions of the Program to other parties in any way, nor to rent, lease or license the Program to others without the prior written consent of UI; or exploit the Program or any of its parts for any commercial purpose.
4. **Program Transfer.** You may permanently transfer all of your rights under this License, provided the recipient agrees to the terms of this License.
5. **Termination.** This License is effective until terminated. You may terminate the License at any time by destroying the Program. UI may, at its discretion, terminate this License in the event that you fail to comply with the terms and conditions contained herein. In such event, you must immediately destroy the Program.
6. **Limited Warranty.** UI EXPRESSLY DISCLAIMS ANY WARRANTY FOR THE PROGRAM AND MANUAL(S). THE PROGRAM AND MANUAL(S) ARE PROVIDED "AS IS" WITHOUT WARRANTY OF ANY KIND, EITHER EXPRESS OR IMPLIED, INCLUDING, WITHOUT LIMITATION, THE IMPLIED WARRANTIES OF MERCHANTABILITY, FITNESS FOR A PARTICULAR PURPOSE, OR NONINFRINGEMENT. ANY WARRANTY AGAINST INFRINGEMENT THAT MAY BE PROVIDED IN SECTION 2-312(3) OF THE UNIFORM COMMERCIAL CODE AND/OR IN ANY OTHER COMPARABLE STATE STATUTE IS EXPRESSLY DISCLAIMED. The entire risk arising out of use or performance of the Program remains with You, however UI warrants the cartridge(s), on which the Program is furnished, to be free from defects in materials and workmanship, under normal use, for a period of ninety (90) days from the date of delivery. UI's sole liability in the event of a defective disk shall be to give You a replacement cartridge. Some states do not allow the exclusion or limitation of incidental or consequential damages, or allow limitations on how long an implied warranty lasts, so the above limitations may not apply.
7. **Limitation of Liability.** NEITHER UI, ITS PARENT, SUBSIDIARIES, AFFILIATES OR LICENSORS SHALL BE LIABLE IN ANY WAY FOR LOSS OR DAMAGE OF ANY KIND RESULTING FROM THE USE OF THE PROGRAM INCLUDING, BUT NOT LIMITED TO, LOSS OF GOODWILL, WORK STOPPAGE, COMPUTER FAILURE OR MALFUNCTION, OR ANY AND ALL OTHER COMMERCIAL DAMAGES OR LOSSES. Some states do not allow the exclusion or limitation of incidental or consequential damages, or allow limitations on how long an implied warranty lasts, so the above limitations may not apply to you.
8. **Equitable Remedies.** You hereby agree that UI would be irreparably damaged if the terms of this License were not specifically enforced, and therefore you agree that UI shall be entitled, without bond, other security, or proof of damages, to appropriate equitable remedies with respect to breaches of this License, in addition to such other remedies as UI may otherwise have available to it under applicable laws. In the event any litigation is brought by either party in connection with this License Agreement, the prevailing party in such litigation shall be entitled to recover from the other party all the costs, attorneys' fees and other expenses incurred by such prevailing party in the litigation.
9. **Miscellaneous.** This License shall be deemed to have been made and executed in the State of California, and any dispute arising hereunder shall be resolved in accordance with the law of the State of California. This License may be amended only by an instrument in writing executed by both parties. This License constitutes and contains the entire agreement between the parties with respect to the subject matter hereof and supersedes any prior oral or written agreements.