



# FINAL FIGHT

## "STREETWISE"™

MATURE 17+

**M**

CONTENT RATED BY  
ESRB

EmuMovies

CAPCOM®



**WARNING: READ BEFORE USING YOUR PLAYSTATION®2  
COMPUTER ENTERTAINMENT SYSTEM.**

A very small percentage of individuals may experience epileptic seizures when exposed to certain light patterns or flashing lights. Exposure to certain patterns or backgrounds on a television screen or while playing video games, including games played on the PlayStation 2 console, may induce an epileptic seizure in these individuals. Certain conditions may induce previously undetected epileptic symptoms even in persons who have no history of prior seizures or epilepsy. If you, or anyone in your family, has an epileptic condition, consult your physician prior to playing. If you experience any of the following symptoms while playing a video game – dizziness, altered vision, eye or muscle twitches, loss of awareness, disorientation, any involuntary movement, or convulsions – IMMEDIATELY discontinue use and consult your physician before resuming play.

**WARNING TO OWNERS OF PROJECTION TELEVISIONS:**

Do not connect your PlayStation 2 console to a projection TV without first consulting the user manual for your projection TV, unless it is of the LCD type. Otherwise, it may permanently damage your TV screen.

**USE OF UNAUTHORIZED PRODUCT:**

The use of software or peripherals not authorized by Sony Computer Entertainment America may damage your console and/or invalidate your warranty. Only official or licensed peripherals should be used in the controller ports or memory card slots.

**HANDLING YOUR PLAYSTATION 2 FORMAT DISC:**

- This disc is intended for use only with PlayStation 2 consoles with the NTSC U/C designation.
- Do not bend it, crush it or submerge it in liquids.
- Do not leave it in direct sunlight or near a radiator or other source of heat.
- Be sure to take an occasional rest break during extended play.
- Keep this disc clean. Always hold the disc by the edges and keep it in its protective case when not in use. Clean the disc with a lint-free, soft, dry cloth, wiping in straight lines from center to outer edge. Never use solvents or abrasive cleaners.

# CONTENTS

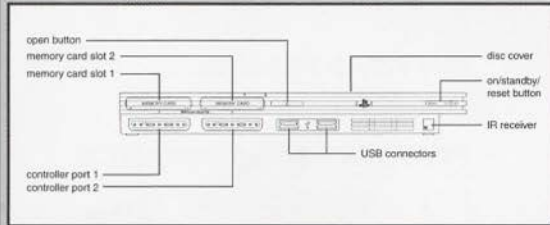
<b>GETTING STARTED</b> .....	<b>2</b>
<b>CONTROLLER</b> .....	<b>3</b>
<b>PIT-FIGHTIN' VENGEANCE!</b> ....	<b>4</b>
<b>KEY CHARACTERS</b> .....	<b>5</b>
<b>MAIN MENU</b> .....	<b>7</b>
<b>GAME SCREEN</b> .....	<b>8</b>
<b>PAUSE MENU</b> .....	<b>9</b>
<b>BASIC MOVES</b> .....	<b>10</b>
<b>BASIC SKILLS</b> .....	<b>11</b>
<b>OTHER GAME SCREENS</b> .....	<b>12</b>
<b>PERFORMANCE ENHANCERS</b> ..	<b>13</b>
<b>WEAPONS</b> .....	<b>14</b>
<b>MONEY ITEMS</b> .....	<b>15</b>
<b>ARCADE MODE</b> .....	<b>16</b>
<b>ENEMIES</b> .....	<b>18</b>
<b>PIT-FIGHTERS</b> .....	<b>19</b>
<b>GAME CREDITS</b> .....	<b>20</b>
<b>MUSIC CREDITS</b> .....	<b>21</b>

A Special Message from **CAPCOM®**

Thank you for selecting FINAL FIGHT STREETWISE™ for your PlayStation®2 computer entertainment system. CAPCOM is proud to bring you this new addition to your video game library.



# GETTING STARTED



Set up your PlayStation®2 computer entertainment system according to the instructions in its Instruction Manual. Make sure the MAIN POWER switch (located on the back of the console) is turned ON. Press the RESET button. When the power indicator lights up, press the OPEN button and the disc tray will open. Place the **FINAL FIGHT STREETWISE™** disc on the disc tray with the label side facing up. Press the OPEN button again and the disc tray will close. Attach game controllers and other peripherals, as appropriate. Follow on-screen instructions and refer to this manual for information on using the software.

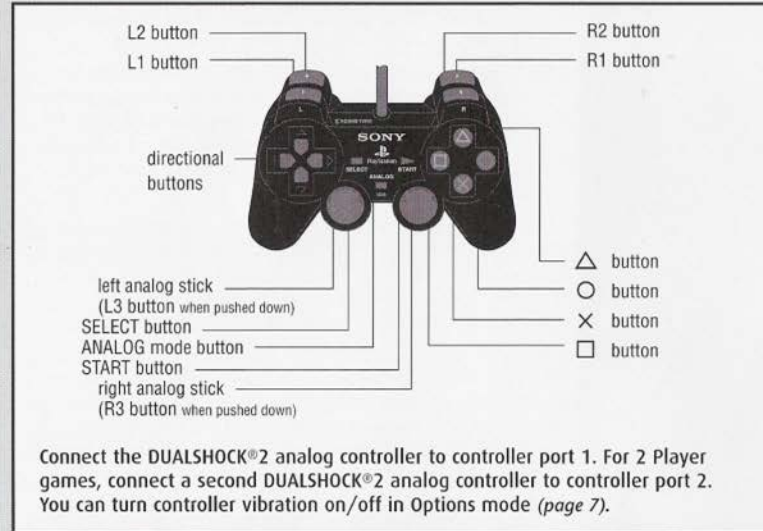
## MEMORY CARD (8MB)(for PlayStation®2)

To save game settings and progress, insert a memory card (8MB)(for PlayStation®2) into MEMORY CARD slot 1 of your PlayStation®2 system. You can load saved game data from the same memory card or any memory card containing previously saved games.

- You must be using a memory card with at least 300KB of free space in order to save your game data. If you need more free space than is available, delete older data from the memory card before starting play.
- Do not remove the memory card or turn off the power while saving or loading game data. Doing so could damage your game data.

# CONTROLLER

## DUALSHOCK®2 ANALOG CONTROLLER CONFIGURATIONS



Connect the DUALSHOCK®2 analog controller to controller port 1. For 2 Player games, connect a second DUALSHOCK®2 analog controller to controller port 2. You can turn controller vibration on/off in Options mode (page 7).

## GAME CONTROLS

- directional buttons  $\uparrow/\downarrow$  ..... Select BGM (background music) in-game  
Select options in menus
- directional buttons  $\leftarrow/\rightarrow$  ..... Change option setting
- $\Delta$  button ..... Context; Cancel in menus
- $\bigcirc$  button ..... Grab/Pick up
- $\times$  button ..... Light attack; Confirm in menus
- $\square$  button ..... Strong attack
- L1** button ..... Guard
- L2** button ..... Instinct mode
- R1** button ..... Target lock-on
- R2** button ..... Equip/Unequip weapon
- left analog stick ..... Move character
- right analog stick ..... Control camera  
**R3** button (push in): Re-center camera
- SELECT** button ..... Journal menu
- START** button ..... Pause



# PIT- FIGHTIN' VENGEANCE!

"Your fist is the only thing you can really rely on in this bullshit world...." These words from my brother, Cody, were drilled into my head way back when we were kids.

My name is Kyle Travers. I'm a streetwise underground pit-fighter, resigned to making my money in the back alleys and dark basement fight clubs of Metro City. And sure, that money comes in handy from time to time, but respect is what it's really all about when it comes to survivin' these streets.

I've been fightin' in this 'hood for some time now, to the point where I've built up a bit of a "ghetto fabulous" rep among the local gangs and punks. And I must say, lately I've been collecting fight money like an uptown call girl. But this new development has thrown things way out of whack!

So me and Cody are at our local watering hole, mindin' our own business, when this guy they call "The Stiff" suddenly shows up with some of his goons and takes Cody away right in front of me! Needless to say, I've got a very, very bad feeling. What the hell is this all about?!

This much I know: we're dealin' with well-trained pros here. No bullshit Metro City street gang has the balls to mess with the Travers brothers. Sure, Cody's gettin' older...but he's still the most bad-ass SOB I know!

Ya see, my brother has always been around for me, ever since we were kids. Countless times, we've helped each other through nasty scrapes in order to survive these mean streets. There's not much we haven't done to reach the level of respect we've got now. But then there's this shit.

Damn...I'm the only family Cody's got! Looks like it's time for me to really step up, and get my brother back safely! But...where do I start?!

# KEY CHARACTERS

## KYLE TRAVERS

Kyle is Cody's cocky, sometimes reckless, younger brother. Though a bit unfocused compared to his legendary older sibling, Kyle shows natural fighting potential that Cody continually pushes him to develop further. Kyle's devotion to his beloved 'hood is surpassed only by his unspoken admiration for his big brother.



## CODY TRAVERS

Cody, a well-respected hero in the 'hood, is a long way from his glory days of fighting Mad Gear gangbangers years ago. His knees have since failed him, and he's resigned himself to training his younger brother to uphold the family name in the underground fight clubs of Metro City. But that hunger for the ring still burns, and Cody can't put to rest the thought of some day, somehow, fighting again. Even if it comes at a heavy price.



## VANESSA SIMS

Vanessa is the beautiful but tough-as-nails bartender at Kyle's neighborhood bar, the Barfly. She runs her joint with authority, quick to lay down her house rules on any troublemakers. Yet, in spite of her "my way or the highway" approach, she is clearly drawn to Kyle and his life "on the edge." And Kyle can't help but be attracted to her. Not only is she a clever and streetwise beauty, she's also the best damn pool player he's ever seen!



## MIKE HAGGAR

Once mayor of Metro City, Mike Hagggar hates what crime has done to it. Yet, the legendary muscleman stays because of his idealistic love for what the city once was, and hopefully could again be. Though far from his years of power in City Hall, Hagggar does what he can to keep peace in his own corner of town. And he keeps himself in solid shape by training would-be pit-fighters at his own gym, Mike's Mat and Muscle.





## GUY

Guy's life path has taken some dramatic turns since his heyday as a key protector of Metro City. After Cody Travers was wrongly accused of a crime that Guy took part in, Guy fell into a life in organized crime and quickly became a powerful underworld figure in Metro City's Japantown. Having mellowed a bit in recent years, he still uses his tremendous power, skill, speed, and influence to protect Japantown from civil unrest. Guy's secretive and devoted band of "Genin" warriors provides him with deadly assistance.

## DEVIN "THE STIFF" ARANOC

A powerful leader in some sort of mysterious Metro City mob. It is The Stiff's past dealings with Cody that prove to be a key factor leading to a dramatic upheaval in the brothers' daily lives. Though the origin of his nickname is unclear, The Stiff's rigid posture, perfect businessman grooming, and unparalleled skills at making people stop breathing all have certainly contributed to his highly feared reputation.

## NICKY "THE WEASEL" WISSELL

Nicky is a true weasel: sneaky, twitchy, selfish...and a surprisingly annoying pain in the butt. The superficial little prick is the kind of guy who would say anything to get what he wants. He has wild delusions of someday achieving big-time criminal status. The Weasel holds a certain degree of authority over his rag-tag gang of "Blue Ballers," though no one's quite certain how. Maybe it's just his far-reaching porn connections.

## VITO BRACCA

THE MAN in Metro City's Little Italy district, whose no-nonsense approach leaves no doubt about his complete control of all that goes on there. Vito is rarely seen without a significant number of expertly trained bodyguards. He can come off as sincere and compassionate one minute, then mean as hell the next. And he's never met a plate o' linguini he didn't like.

## DINO (a.k.a. "BLADES")

Dino is a most efficient assassin, with a penchant for carrying out assignments with grotesque methodology. Blades is unpredictable, cutthroat...and as sick as they come. Yet his reputation also includes a great degree of reliability, and his services are highly valued.

# MAIN MENU



## Main Menu

## Options Menu


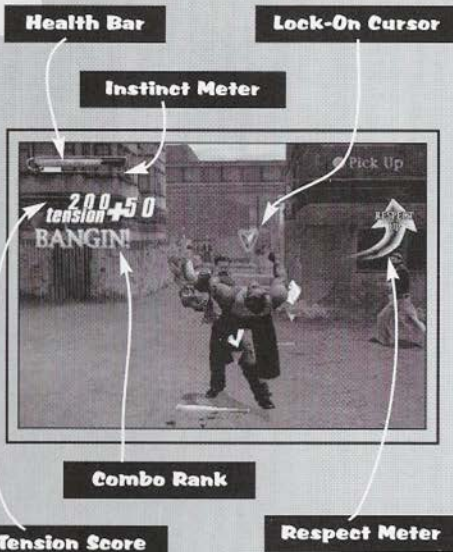


When you start a game, first the Title screen appears and then the Main Menu is displayed. Use the menu controls (page 3) to make your selection.

- **NEW GAME** Start a new game.
- **LOAD GAME** If you have saved **FINAL FIGHT STREETWISE** game data, you can load it from here.
- **OPTIONS** Modify your game settings using the menu controls:
  - **Brightness Adjust** Use the bar pattern to adjust your screen brightness, color or contrast. All bars under the red line should be black.
  - **Screen Adjust** Adjust your screen position.
  - **Controls** Display control scheme.
  - **Music Volume** Adjust the game music volume.
  - **SE Volume** Adjust the game sound effects volume.
  - **Sound** Choose your speaker setting.
  - **Camera** Change the direction of camera rotation with the right analog stick.
  - **Vibration** Toggle controller vibration on/off.
  - **Exit** Return to the Main Menu.
- **BONUS** View bonus materials you unlock as you progress through the game.
- **ARCADE MODE** Play the 2-player co-op bonus mode (page 16).



# GAME SCREEN




## GAME SCREEN INDICATORS

- **HEALTH BAR** Color bar decreases as your character gets attacked.
- **INSTINCT METER** Color bar increases as your character hits enemies. Special moves and Counter Time (page 11) moves draw energy from this meter.
- **LOCK-ON CURSOR** When locked-on to an enemy or NPC, marks that character as the targeted character.
- **TENSION SCORE** Amount of Tension you earn by defeating enemies.
- **COMBO RANK** Evaluates your fighting skills as you perform different attacks and defeat enemies.
- **RESPECT METER** Indicates changes in your character's Respect Level.
- **ENEMY HEALTH BAR** Displays enemy health status during encounters with your character.

## PAUSE MENU

### PAUSE MENU

Press the  button in-game to bring up the Pause menu. You can reset your gameplay options while paused:

- **RESUME** Return to the game.
- **OPTIONS** Access the Options menu (page 7).
- **QUIT** Quit the game and save your progress up to your last checkpoint.






# BASIC MOVES

- WALK/RUN** left analog stick  
 Move the left analog stick lightly in any direction to walk. Push harder to run.
- LIGHT ATTACK** ⊗ button
- STRONG ATTACK** ⊕ button
- GRAB/PICK UP** ⊙ button  
 Grab enemies; pick up items.
- CONTEXT** △ button  
 Talk to people; enter doors.
- LOCK-ON** R1 button  
 Press and hold to lock-on to an enemy.
- EQUIP/UNEQUIP WEAPON** R2 button  
 Equip/unequip the weapon you're holding.
- DODGE** Hold R1 button, press △ button + left analog stick  
 While holding R1 button and pressing △ button, move the left analog stick ↑, ↓, ← or → to perform evasive maneuvers.
- GUARD** L1 button  
 Hold L1 button to block enemy attacks. Also use to parry, activating powerful Counter Time moves (page 11).
- INSTINCT MODE** L2 button  
 Hold L2 button to activate Instinct mode. While you're holding down L2 button your attack damage is increased. This feature draws energy from the Instinct Meter.
- CAMERA** right analog stick  
 Move the right analog stick ←/→ to rotate the camera for a better view. Move ↑/↓ to zoom in/out while your character is outside.
- RE-CENTER CAMERA** R3 button  
 Push in R3 button to re-center camera behind your character.
- CHANGE BGM** directional buttons  
 Press the directional buttons ↑/↓ to select a different background track.

# BASIC SKILLS



Get familiar with Kyle's basic skills to prepare for upcoming battles.

- QUICK 3-PART COMBO** ⊗, ⊗, ⊗ buttons  
 Left jab, right cross and left straight.
- QUICK/STRONG 3-PART COMBO** ⊗, ⊕, ⊕ buttons  
 Left jab, gut punch and left uppercut.
- STRONG 3-PART COMBO** ⊕, ⊕, ⊕ buttons  
 Right hook, left hook and Double Impact.
- GRAB KNEE KICK COMBO** ⊙, ⊙, ⊙, ⊙, ⊙ buttons  
 Grab Knee Kick (up to 3 times) and Knee Finish.
- COUNTER TIME** Hold L1 button, then ⊗ or ⊕ button  
 Perform during enemy attack to activate a powerful Counter Time move.
- COUNTER ATTACK** Hold R1 button, then ⊗ or ⊕ button  
 While holding R1 button to lock-on an enemy, press either ⊗ or ⊕ button during enemy attack. If you time the attack correctly, you can inflict greater damage.

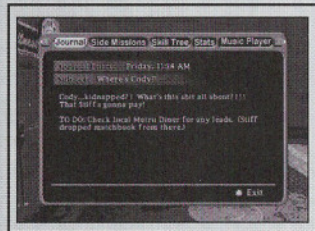


# OTHER GAME SCREENS

## JOURNAL SCREEN

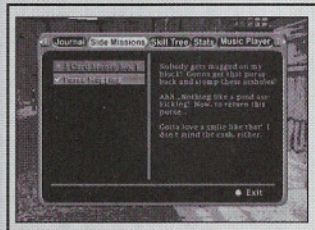
Press the **SELECT** button in-game to display the Journal screen.

- The Main Page describes the situation and objective for the current main mission.
- Press the **L1** / **R1** buttons to display other pages.



## SIDE MISSIONS

Provides information about current side missions.




## SKILL TREE

Displays locked, available and learned skills. Also provides info on learned skills.



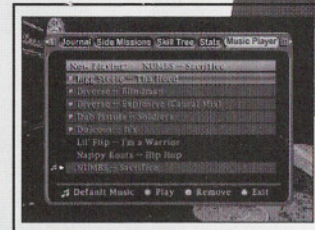
## STATS SCREEN

Displays game stat summary and your Respect Level in each city district.



## MUSIC PLAYER

Displays all available music tracks currently in the music player, allowing you to customize your background music playlist.



# PERFORMANCE ENHANCERS

Feeling a bit rundown? A wide variety of items, found in stores and out on the streets, can help, including...

## FOR HEALTH BOOST

- **FIRST AID KIT** The highest medicinal value for whatever ails ya.
- **CAPCOLA SODA** The official soft drink of Metro City.

## FOR INSTINCT BOOST

- **ENERGY BAR** Scientifically formulated to sharpen your senses.
- **ENERGY DRINK** For that competitive edge, just when you need it.





# WEAPONS

Survival on the streets of Metro City often requires the help of some readily accessible "tools of the trade." To name just a few...

- **BAT** Good for starting up a friendly ballgame...or just bashing in a few skulls.
- **KNIFE** Excellent for, uh, peeling potatoes. Yeah, right.
- **PISTOL** It's simple: Point. Shoot. Feel good. Repeat.
- **SHOTGUN** A real hit with crowds. It's a blast.
- **SMG** Sub-machine gun. (Could also stand for "splatter more guts.")
- **GRENADE** Feeling ignored? Announce your presence with a bang.
- **MOLOTOV COCKTAIL** Let it fly, and watch 'em fry. Great entertainment value.
- **KATANA** The traditional choice of Japanese samurai.



# MONEY ITEMS

You won't get far in Metro City without cash. It comes in several forms, found scattered around the city, and falling out of the pockets of defeated enemies.



## UPGRADES/NEW MOVES

Upgrade your stats and buy new moves. As you defeat foes, you earn Tension. This earned Tension unlocks powerful new moves and stat upgrades that you can then purchase with money you earn and collect in various missions. New moves and stat upgrades are only available at gyms/training centers.



## COOL MUSIC TRACKS

As you progress through game levels, you will unlock a wide variety of contemporary music tracks. These become available for purchase at Electronics/Music Stores in various locations in the game. Check it out!






# ARCADE MODE

Select **Arcade Mode** from the Main Menu to play the 2-player co-op mode.

- Progressing through 1-player Story mode unlocks additional characters and levels in Arcade mode. (You may see some familiar faces.)



## ARCADE MODE GAME SCREEN INDICATORS

- P1/P2 CHARACTER** Name and portrait of Player 1/Player 2 character.
- P1/P2 HEALTH BAR** Color bar decreases as the character gets attacked.
- P1/P2 SCORE** Each player's current score.
- P1/P2 LIVES LEFT** Each player's remaining lives.
- ENEMY HEALTH BAR** Displays enemy health status during encounters with characters.

## ARCADE MODE BASIC MOVES

- WALK/RUN** left analog stick  
Move the left analog stick lightly in any direction to walk. Push harder to run.
- LIGHT ATTACK** button
- STRONG ATTACK** button
- GRAB/PICK UP** button  
Grab enemies; pick up items.
- EQUIP/UNEQUIP WEAPON** button  
Equip/unequip the weapon you're holding.
- GUARD** Hold button  
Hold button to block enemy attacks.

## ARCADE MODE HIGH SCORE SCREEN

Got a Top 10 score? Take a step back in time to the good old days of 3 initials...and proudly enter yours here.

1.	CAP	Kyle	68000
2.	COM	Cody	65000
3.	CAP	Guy	58000
4.	COM	Haggar	53000
5.	CAP	Kyle	48000
6.	COM	Cody	43000
7.	CAP	Guy	38000
8.	COM	Haggar	33000
9.	CAP	Kyle	28000
10.	COM	Cody	23000

**RANKING**



# ENEMIES

The streets of Metro City are definitely not for the weak or squeamish. There seems to be trouble through every door and around every corner. Just a sampling of the feared foes to keep an eye out for...

## METRO CITY THUGS

The actual name these hoodlums like to go by is unprintable. Most people refer to them as the "MCT." Though they mostly hail from the 'hood, they can often be found kicking up trouble in other parts of the city.

## THE STIFF'S GUARDS

This is the elite fighting guard of the mysterious Stiff. Never will you see a better dressed army of goons. They take after their boss with their no-nonsense approach and efficient handling of "business matters."

## THE BLUE BALLERS

A relatively new and growing gang local to the 'hood, they operate under the loose control of The Weasel. And, much like their leader, they can be an extremely annoying pain-in-the-ass.

## THE PUNX

These toughs roam the streets of Metro City's Pier District. They make up one of your more "structured" gangs, if there is such a thing. They always travel in groups, each with its own designated leader. And they're always looking for blood.

## GLOW HEADS

This term is just recently hitting the streets, referring to users of the rare new street drug GlycoLauric Octanol, a.k.a. "glow." Details are extremely sketchy, but some officials fear that the spread of this drug could have dire effects on the city.

# PIT-FIGHTERS

The underground sport of pit-fighting is flourishing in Metro City, with fight clubs in most districts. If Kyle Travers is to reach the top in this brutal profession, he'll need to go through some formidable opponents.





# GAME CREDITS

**Game Design**  
Capcom Studio 8, Inc.

**Animators**  
Chris Brindzik  
Jonathan Casco  
Hun Chung  
Nels Potts

**Animation Lead**  
Takeshi Hasegawa

**Environment Artists**  
Jonathan Casco  
Kelvin Chan  
Thomas Stubbs

**Environment Lead**  
Gerardo Sprigg

**Character Artists**  
Jason Ethington  
Eiko Mori

**Character Lead**  
John Hayes

**Effects/UI/HUD**  
Reggie Schreiber

**Cut Scene/Cut Cam**  
Eiko Mori  
Nels Potts

**Concept Art**  
Trent Kaniuga

**Game Design**  
Cecil Carthen  
Eric Luther  
Joe Spataro

**Game Design Lead**  
Dave Ralston

**Programming**  
Joey Chang  
Yoshi Hatano  
Tetsuya Sakashita  
Chetan Ullal  
Alex Warner  
Keith Weatherly

**Programming Lead**  
Narayanan Vaidyanathan

**Music/SFX Design**  
Brad "DJ-Default" Fotsch

**Guitars & Bass**  
Kristian Habenicht

**Story Writing Team**  
Dave Ralston  
Gerardo Sprigg  
Trent Kaniuga

**QA Team**  
Mong-Chyi Chai  
Kristian Habenicht  
Brad Johnson  
Long Nguyen  
Rudy Pham  
Kevin Sugimoto

**QA Lead**  
James Hui

**Translation/Production Coordinator**  
Naoki Hayashi

**Director**  
Yoshiaki Hatano

**Producer**  
Tom Sekine

**Scenario Writers**  
Tom Mason  
Dan Danko  
Gary Reed

**Voice Services**  
Signet

**Voice Actors**  
Janna Browning  
Laura Browning  
Cecil Carthen  
Hun Chung  
Brad Fotsch  
Kristian Habenicht  
Naoki Hayashi  
Trent Kaniuga  
Nels Potts  
Gerardo Sprigg  
Ryuhei Tanabe  
Alex Werner  
Joe Willis

**Sound Design for Cinematics  
& In-Game SFX**  
Soundelux Design Music Group

**Music License Service**  
iNgroove, Inc.

**Cutscene Animation**  
Semologic, Inc.

**Programming Original Final Fight Game**  
Ultracade

**Promotion Video Editing**  
Shane Francis

**Special Thanks**  
Entire staff of Capcom USA  
Sean Gugler  
Jeff Hofmann  
Tomoko Howarth  
Kengo Kishimoto  
jin Lee  
Primo Navidad  
Ian Slutz  
Michel Stultz  
Ken Toney  
Joe Willis  
Andrew Wood

**Very Special Thanks**  
Raymond Herrera, 3volution productions  
Ryan Okumi, Streetwise  
Maki Ryang  
Capcom Japan QA Team

**Very, Very Special Thanks**  
Kenzo Tsujimoto  
Haruhiro Tsujimoto  
Tamio Oda  
Hiroshi Tobisawa  
Keiji Inafune  
Kazuhiko Abe

# MUSIC CREDITS

## "They Fighting (Uh Oh)"

Performed by 334 Mobz feat. T-Rock  
Written and Composed by Ken Buchanan & Keith Buchanan  
Published by Kinpin Charge (BMI), Gimmie The Loot (ASCAP)  
Courtesy of Cinematic Entertainment

## "Get Ya Head Bust Open"

Performed by A Mafia feat. Shiest Bub  
Written and Composed by T. Parson, A. Holmes, D. Christo  
Published by Purple City Publishing  
Courtesy of Purple City Entertainment

## "Southern Boyz"

Performed by AlfaMega feat. Lil Flip, TI and Trina  
Written by AlfaMega  
Composed by Versatile Music  
Published by Versatile Music Pub (BMI)  
Courtesy of Versatile Music

## "On Fire"

Performed by Astrix  
Written and Composed by Avi Shmailov  
Published by HOMmega Productions Ltd.  
Courtesy of HOMmega Records

## "Deez Dayz feat. RBX & Polarbear"

Performed by Bigg Steele  
Written and Composed by N. Steele, B. Soderberg, E. Collins and Polarbear  
Published by Across the Ocean Music (ASCAP), BipolarManiac Music (ASCAP), Eric Collins Music (ASCAP)  
Courtesy of Blockready Records

## "Tha Hood"

Performed by Bigg Steele  
Written and Composed by N. Steele, B. Soderberg and Polarbear  
Published by Across the Ocean Music (ASCAP), BipolarManiac Music (ASCAP)  
Courtesy of Blockready Records

## "Act I Scene II"

Performed by Comity  
Published by United Edge Records Inc (ASCAP)  
Courtesy of United Edge Records

## "The Power of Words"

Performed by Deviants of Reality  
Written by Johnathan Alexander, Ulysses Davis  
Composed by Johnathan Alexander  
Published by Alex J Muzik (ASCAP)  
Courtesy of Deviant Muzik and iNgrooves

## "Blindman"

Performed by Diverse  
Written by K.R. Jenkins  
Composed by K. Kruz  
Published by Sol Shot (BMI)  
Courtesy of Chocolate Industries

## "Explosive (Caual Remix)"

Performed by Diverse, Lyrics Born and RJD2  
Written by K.R. Jenkins, T. Shimura  
Composed by RJD2  
Published by Asia Born Music (ASCAP), Sol Shot (BMI)  
Courtesy of Chocolate Industries  
Lyrics Born appears courtesy of Mobile Home Quannum Projects

## "I'll Start A War," "Stolen Dodge"

Performed by Drobot  
Written and Composed by Cody Bailey  
and Chris Bailey  
Published by Bad Horses music  
CR122 Music, B.M.I.

## "Soldiers"

Performed by Dub Pistols  
Written and Composed by Barry Ashworth, Jason O'Bryan  
Published by Bug Music Ltd.(PRS)  
Administered by Bug + Deconstruction Songs/BMG Music Publishing, Ltd.  
Courtesy of Distinct I've Records

## "City Limits," "First/Last," "It's"

Performed by Dujeous  
Written and Composed by A. Gale, A. Jones, D. Guy, D. Kupferstein, L. Hammonds, T. Gross, T. Rivelli  
Published by Apex Technical Drool (ASCAP) + Chiron II The Stars (ASCAP)  
+ Diesel Big Mouth Music (ASCAP) + Insane Wizard Scripts (ASCAP)  
+ Music For The Elderly (ASCAP) + Sleazy Rhet Music (ASCAP)  
+ The Cinematic Advances (ASCAP)  
Courtesy of Waxpoetic Records

## "Start the Revolution"

Performed by Fate Thirteen  
Written by Zach Cepin, Josh Espinoza, Jason Tucker, Sam Robertson  
Published by United Edge Records Inc (ASCAP)  
Courtesy of United Edge Records

## "Moment of Impact"

Performed by Fear Factory  
Written by Bell, Herrera, Olde Wolbers

## "Fatti Sotto"

Performed by Funkareem  
Written by Simone Giuliani  
Composed by Simone Giuliani and Francesco Cipriani  
Published by Quiet Riots Music (ASCAP) 2005  
Courtesy of Funkatunes and iNgrooves

## "The Answer"

Performed by Gizmachi  
Written by Gizmachi (Sean Kane, Kristian Gilmore, Jason Hannon, Michael Laurino, Jimmie Hatcher III)  
Produced by M.Shawn Crahan  
Recording Courtesy of Sanctuary Records Group

## "Holdin' On"

Performed by Jay Tee  
Written and Composed by J. Trujillo, K. Franklin  
Published by Youges Publishing (BMI)  
Courtesy of 40 Ounce Records

## "I'm a Warrior"

Performed by Lil' Flip  
Written by Wesley Weston  
Published by Clover G Music Publishing  
Courtesy of Kinpin Entertainment Group  
and Cinematic Entertainment Group

## "Wylin' Out"

Performed by Mos Def, Diverse  
and Prefuse 73  
Written by K.R. Jenkins, D. Smith  
Composed by Prefuse 73  
Published by Medina Sound/EMI (BMI)  
Sol Shot (BMI)  
Courtesy of Chocolate Industries



**"Heather"**

Performed by Move.Meant  
Written and Composed by A.Bailey,  
J.Bandy, O Nathan  
Published by Meant To Move Music  
(ASCAP)  
Courtesy of Wax Paper Music

**"Hip Hop," "Rewind"**

Performed by Nappy Roots  
Written and Composed by Nappy  
Roots  
Published by Famous Music, Nappy  
Roots Publishing  
Courtesy of Nappy Roots Music Inc.

**"Sacrifice"**

Performed by Numbs  
Written by Mark Thomas, Gunnar  
Olsen, Shawn Murphy,  
Cornell Saluone and Rick Angulo  
Published by Mixed Metaphor Music  
(BMI-100%)  
Courtesy of Position Music

**"The Grand Conjunction"**

Performed by Opeth  
Produced and Mixed by Opeth  
and Jens Borgen  
Music and Lyrics by Mikael Akerfeldt  
Published by Zomba Music Publisher  
Ltd. (SOCAN) 2005  
The All Blacks B.V. From the  
Roadrunner Records album Ghost  
Reveries, used by permission.

**"Biochemical Equation"**

Performed by RZA & MF Doom  
Produced by RZA for Wu-Tang  
Productions, Inc.  
Performed by RZA & MF Doom on  
Think Differently Babygrande Records

**"What drives the weak,"**

**"The Power of 1 and 1"**

Performed by Shadows Fall  
Music written by Shadows Fall  
Lyrics by Brian Fair  
Published by Is That Banana In Your  
Pocket Publishing  
(SESAC) Recording 2004  
Under licensed from The Century  
Family, Inc.  
d/b/a Century Media Records

**"Pulse of the Maggots"**

Performed by Slipknot  
Written by Michael Crahan, Paul Gray,  
Nathan Jordison, Corey Taylor, Sid  
Wilson, James Root, Mickael  
Thomson, Chris Fehn and Craig Jones.  
Published by EMI APRIL MUSIC INC. All  
Rights Reserved.  
International Copyright Secured. Used  
By Permission.  
Produced by Rick Rubin  
Mixed by Greg Fidelman  
Music and Lyrics by Slipknot  
Published by EMI April Music,  
Inc./Music That Music (ASCAP)  
(P)2004 The All Blacks U.S.A., Inc.  
From the Roadrunner Records album  
Volume 3: The Subliminal Verses,  
used by permission

**"Final Fight II"**

Performed Smoke & Numbers  
Written and Composed by Sean Pompey &  
Nissaun White  
Published by Prodigal Son Publishing  
(ASCAP) & Gimmie The Loot (ASCAP)  
Courtesy of Cinematic Music Group

**"Hey (Be Like Me)"**

Performed by Smoot & Topic  
Written and Composed by Jeffrey Huntley  
Published by RapRockMusic ASCAP  
Courtesy of Kwik Entertainment 2005

**"Riotstarter," "Fuel The Hate"**

Performed by Soulfly  
Produced by Max Cavalera, Mixed Terry Date  
Music and Lyrics by Max Cavalera  
Published by Roadblock Music, Inc. c/o BMG  
Songs, Inc.(ASCAP)  
Under license from BMG Film & TV Music  
(p)2005 The All Blacks B.V.  
From the Roadrunner Records album Dark  
Ages, used by permission.

**"Begin Again"**

Performed by Steve Tushar  
Guitar by Scott Ueda  
Music by Steve Tushar  
(p)TSAR Music ASCAP (c) 2004

**"Superfun Teenage Girls"**

Performed by Strymie & the Pimp Jones Luv  
Orchestra  
Lyrics 100% Sean Sharp - Black Science  
Fiction(ASCAP),  
Music 80% Sean Sharp - Black Science  
Fiction(ASCAP),  
Music 20% Bill Leigh - Shleenky Heenky  
Songs(ASCAP)

**"Velocity"**

Performed by Supertweaker  
Written and Composed by Jeff Burns, Greg  
Burns  
Published by Twinhype Publishing (BMI)  
Courtesy of Solamungus and INgrooves

**"11th Hour Life," "Good Night  
Vienna," "The Last Dance,"**

**"World At War"**

Performed by The Alps  
Written, recorded and owned by The Alps  
Exclusive Music

**"My Rage"**

Performed by Underbiz  
www.ballotwaxx.com  
(p) Ball of Waxx Music ASCAP (c) 2003

**"Archetype"**

Performed by Fear Factory  
Video directed by Block  
Burton C Bell - Vocals  
Christian Olde Wolbers - Guitars  
Byron Stroud - Guitars  
Raymond Herrera - Drums

# FINAL FIGHT "STREETWISE" SOUNDTRACK

## SOUNDTRACK

### FEATURES MUSIC FROM:

**Nappy Roots**

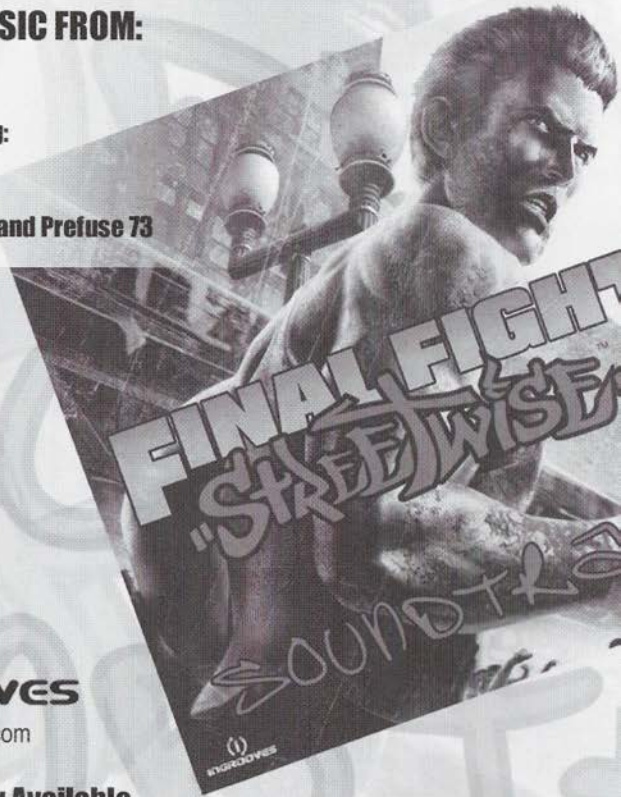
**334 Mobh**

**A-Mafia featuring:**

**Shiest Bubz**

**Move.Meant**

**Mos Def, Diverse and Prefuse 73**



**INGROOVES**

[www.ingrooves.com](http://www.ingrooves.com)

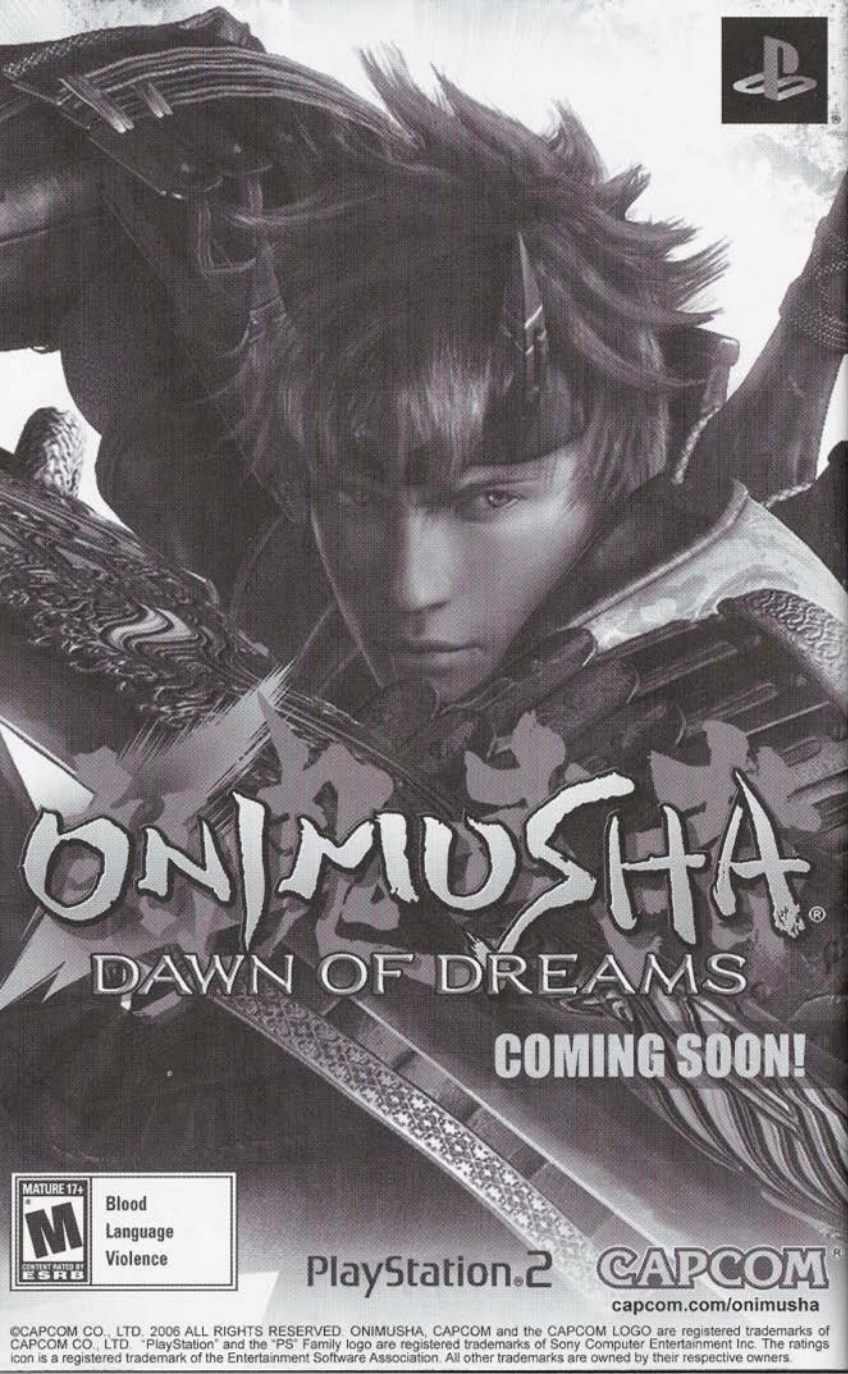
**Soundtrack Now Available  
on iTunes and other Online Music Stores**

**CAPCOM®**

Produced and distributed by INgrooves for Capcom®'s Final Fight Streetwise™ video game

© and © INgrooves 2006. All rights reserved.





# ONIMUSHA

## DAWN OF DREAMS

### COMING SOON!

PlayStation 2

**CAPCOM**  
capcom.com/onimusha

**MATURE 17+**  
**M**  
CONTAINS MATERIAL  
RATED BY  
ESRB

Blood  
Language  
Violence

#### CREDITS

Manual: Hanshaw Ink & Image; Marketing: Todd Thorson, David Ailey, Jack Symon, Sarah Felbinger, Lailli Bosma, Carrie Root, Robert Johnson, Rey Jimenez, Robert Hamiter and Ryuhei Tanabe; Creative Services: Michi Morita, Corey Tran and Jacqueline Truong; Translation: Brian Dunn; PR: Melinda Mongelluzzo, Ame Cual-Pedroso and Alicia Kim; Customer Service: Philip Navidad, Frank Filice and Kellie Andreine.

#### 90-DAY LIMITED WARRANTY

CAPCOM ENTERTAINMENT, INC. ("CAPCOM") warrants to the original consumer that this DVD-ROM from CAPCOM shall be free from defects in material and workmanship for a period of 90 days from date of purchase. If a defect covered by this warranty occurs during this 90-day warranty period, CAPCOM will replace the DVD-ROM free of charge.

To receive this warranty service:

1. Notify the CAPCOM Consumer Service Department of the problem requiring warranty service by calling (408) 774-0400. Our Consumer Service Department is in operation from 8:30 a.m. to 5:00 p.m. Pacific Time, Monday through Friday.
2. If the CAPCOM service technician is unable to solve the problem by phone, he/she will instruct you to return the entire DVD-ROM to CAPCOM freight prepaid at your own risk of damage or delivery. We recommend sending your DVD-ROM certified mail. Please include your sales slip or similar proof of purchase within the 90-day warranty period to:

CAPCOM ENTERTAINMENT, INC.  
Consumer Service Department  
475 Oakmead Parkway  
Sunnyvale, CA 94085

This warranty shall not apply if the DVD-ROM has been damaged by negligence, accident, unreasonable use, modification, tampering or by other causes unrelated to defective materials or workmanship.

#### REPAIRS AFTER EXPIRATION OF WARRANTY

If the DVD-ROM develops a problem after the 90-day warranty period, you may contact the CAPCOM Consumer Service Department at the phone number noted previously. If the CAPCOM service technician is unable to solve the problem by phone, he/she may instruct you to return the defective DVD-ROM to CAPCOM freight prepaid at your own risk of damage or delivery, enclosing a check or money order for \$20.00 (U.S. funds only) payable to CAPCOM. We recommend sending your DVD-ROM certified mail. CAPCOM will replace the DVD-ROM, subject to the conditions above. If replacement DVD-ROMs are not available, the defective product will be returned to you and the \$20.00 payment refunded.

#### WARRANTY LIMITATIONS

ANY EXPRESS OR IMPLIED WARRANTIES, INCLUDING WARRANTIES OF MERCHANTABILITY AND FITNESS FOR A PARTICULAR PURPOSE, ARE HEREBY DISCLAIMED. IN NO EVENT SHALL CAPCOM BE LIABLE FOR SPECIAL, INDIRECT, CONSEQUENTIAL OR INCIDENTAL DAMAGES RESULTING FROM THE BREACH OF ANY EXPRESS OR IMPLIED WARRANTIES.

The provisions of this warranty are valid in the United States and Canada only. Some states and provinces do not allow limitations on how long an implied warranty lasts or exclusions of consequential or incidental damages, so the above limitations and exclusions may not apply to you. This warranty gives you specific legal rights, and you may have other rights, which vary from state to state or province to province.

#### ESRB RATING


This product has been rated by the Entertainment Software Rating Board. For information about the ESRB rating, or to comment about the appropriateness of the rating, please contact the ESRB at [www.esrb.org](http://www.esrb.org).



CAPCOM ENTERTAINMENT, INC., 475 Oakmead Parkway, Sunnyvale, CA 94085.  
©CAPCOM U.S.A., INC. 2006 ALL RIGHTS RESERVED. CAPCOM and the CAPCOM LOGO are registered trademarks of CAPCOM CO., LTD. FINAL FIGHT STREETWISE is a trademark of CAPCOM U.S.A., INC. All other trademarks are owned by their respective owners.



FINAL FIGHT GAME.COM



CAPCOM®