

# PARAPPATHERAPPER 2



**WARNING: READ BEFORE USING YOUR PLAYSTATION®2 COMPUTER ENTERTAINMENT SYSTEM.**

A very small percentage of individuals may experience epileptic seizures when exposed to certain light patterns or flashing lights. Exposure to certain patterns or backgrounds on a television screen or while playing video games, including games played on the PlayStation 2 console, may induce an epileptic seizure in these individuals. Certain conditions may induce previously undetected epileptic symptoms even in persons who have no history of prior seizures or epilepsy. If you, or anyone in your family, has an epileptic condition, consult your physician prior to playing. If you experience any of the following symptoms while playing a video game—dizziness, altered vision, eye or muscle twitches, loss of awareness, disorientation, any involuntary movement, or convulsions—IMMEDIATELY discontinue use and consult your physician before resuming play.

**WARNING TO OWNERS OF PROJECTION TELEVISIONS:**

Do not connect your PlayStation 2 console to a projection TV without first consulting the user manual for your projection TV, unless it is of the LCD type. Otherwise, it may permanently damage your TV screen.

**USE OF UNAUTHORIZED PRODUCT:**

The use of software or peripherals not authorized by Sony Computer Entertainment America may damage your console and/or invalidate your warranty. Only official or licensed peripherals should be used in the controller ports or memory card slots.

**HANDLING YOUR PLAYSTATION 2 FORMAT DISC:**

- This disc is intended for use only with PlayStation 2 consoles with the NTSC U/C designation.
- Do not bend it, crush it or submerge it in liquids.
- Do not leave it in direct sunlight or near a radiator or other source of heat.
- Be sure to take an occasional rest break during extended play.
- Keep this compact disc clean. Always hold the disc by the edges and keep it in its protective case when not in use. Clean the disc with a lint-free, soft, dry cloth, wiping in straight lines from center to outer edge. Never use solvents or abrasive cleaners.

## PARAPPA THE RAPPER® 2

**PlayStation 2 Hint Line**

Hints for all games produced by SCEA are available:

**Within the US:** 1-900-933-SONY (1-900-933-7669)  
\$0.95/min. auto hints

**Within Canada:** 1-900-451-5757  
\$1.50/min. auto hints

Automated service is available 24 hours a day, 7 days a week.

This hint line supports games produced by Sony Computer Entertainment America. No hints will be given on our Consumer Service Line. Callers under 18 years of age, please obtain permission from a parent or guardian before calling. This service requires a touch-tone phone.

**Consumer Service/Technical Support** 1-800-345-SONY (1-800-345-7669)

Call this number for help with technical support, installation or general questions regarding the PlayStation 2 console and its peripherals. Representatives are available Monday—Saturday, 6AM—8PM PST, Sunday, 7AM—6:30PM PST.

**PlayStation 2 Online** [www.scea.com](http://www.scea.com)

Our news is always hot! Visit our website and find out what's happening—new titles, new products and the latest information about the PlayStation 2 computer entertainment system.

## TABLE OF CONTENTS

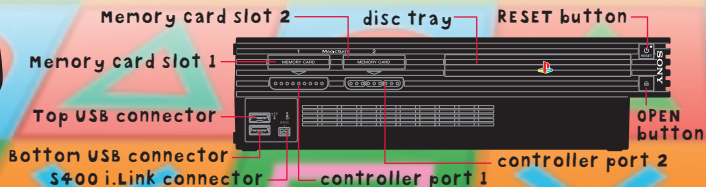
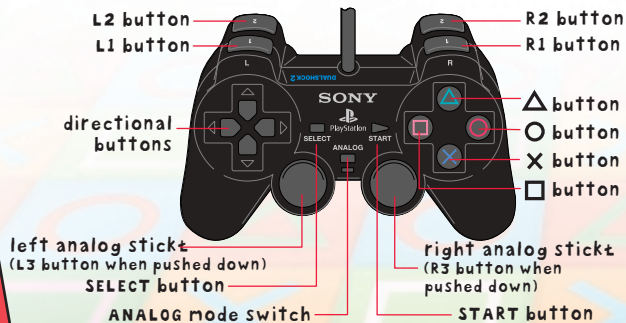
Getting started . . . . .	2
Main Menu . . . . .	3
Parappa's Noodle Syndicate Adventure . . . . .	3
Game Modes . . . . .	4
Practice Mode . . . . .	6
How to Play . . . . .	8
Gameplay . . . . .	10
Try Again . . . . .	12
Saves . . . . .	12
Bonus Stage . . . . .	14
city Hall (options) . . . . .	16
credits . . . . .	20
Threadz . . . . .	25
Icon Button reference . . . . .	Back cover



## GETTING STARTED

Set up your PlayStation®2 computer entertainment system according to the instructions in its instruction manual. Make sure the MAIN POWER switch (located on the back of the console) is turned on. Press the RESET button. When the power indicator lights up, press the open button and the disc tray will open. Place the Parappa the Rapper®2 disc on the disc tray with the label side facing up. Press the open button again and the disc tray will close. Attach game controllers and other peripherals, as appropriate. Follow on-screen instructions and refer to this manual for information on using the software.

First the opening movie will appear and then the Start screen. Once the Start screen is displayed press the START button to display the Menu screen. You can also press the START button to skip the opening movie.



## MAIN MENU

If you're playing for the first time, use the directional buttons or left analog stick to have Parappa walk over to Stage 1 and press **X**. Select Single Play and press **X** to begin. Clear each stage to open other stages.



Once a stage is cleared, you can select the other available game modes including VS player 2 & VS computer (See page 4).

## Parappa's Noodle Syndicate Adventure


When you begin each stage, you'll learn more and more about Parappa's adventure with the Noodle Syndicate. You can skip each movie by pressing the START button.



## GAME MODES


### Single Play

Rap along with Parappa as he learns a lesson or two from various rapping masters.


 Keep the rhythm and try to follow each master rapper to clear the stage. Make sure you keep your rapping status at GOOD, if you don't you'll have to play the stage again.




### Head-to-Head Play

Once you've cleared a stage, you can return to rap head-to-head with the computer or a friend. Use left and right on the directional buttons or left analog stick to select the game mode and press  to begin.

#### VS Player 2

 Two players can battle against each other. The rapper with the most rhythm and style wins. Two controllers are needed for this mode.

#### VS computer


 Rap against the computer in a hip-hop lyrical face-off. There are four levels for each computer opponent. You'll have to beat the computer at Level 1 before taking on any of the other levels.


### The rules for VS Play

Boxy Boy will show everyone a phrase and the two participating players will rap along. Player 1 will be Parappa and Player 2 will be the teacher or you can select player 2 to be the computer. Each player will receive 500 points at the beginning of the song. After each round, the better rapper is awarded points, which are taken away from the opponent's points. The winner is the player with the highest score at the end of the song. If either player's score reaches 0, the other player receives an automatic win.



### Ranking

 You can check out the ranking of the highest scores from both Single Play and VS computer play. Updated rankings are saved on the memory card (8MB) (for PlayStation 2) whenever you choose to save your game data (see page 12).



## PRACTICE MODE

Before each stage begins, Boxy Boy will help you practice on a few rap phrases. Follow along with Boxy and practice until you are comfortable and ready to begin the stage.

In practice, just like the game stages, Boxy Boy will rap a phrase first. This is demonstrated by a small version of his head moving above the button icons. When the small version of Parappa's head begins to move, it indicates your turn. Begin pressing the indicated controller button icons at the same time Parappa's head passes over the buttons.

To stop practicing and move on, press the START button.



## HOW TO PLAY

When the stages begin, keep your eye on the Sample Rhythm section. There are two parts that you need to pay attention to.



First is the teacher's rap. Watch and listen closely as a small version of the teacher's head moves over the button icons on the line. As the miniature head moves over the icons, the teacher will rap a word or phrase.

When the teacher's phrase is complete, a small version of Parappa's head will begin to move on the second line. As Parappa's miniature head moves over the button icons, you must press the controller buttons indicated on the rap line. Be sure to press the correct buttons and press them in rhythm to the music.

With practice you'll be a hip-hop star just like Parappa.



**Hint:** Use the back of this instruction manual as a helpful cheat-sheet while you play. Place the manual in front of your television so the button/icon reference is facing you. Now, instead of looking down at your fingers to see where the controller buttons are located, you can glance at the reference card. This should help you to concentrate on the timing of the button presses.



## GAMEPLAY

- **Sample Rhythm Section** – All rap phrases will be displayed in this area.

- **Rating Meter** – This meter will show you an evaluation of your rapping skills.

There are four rankings:

COOL  
GOOD  
BAD  
AWFUL

As your status changes, the sights and sounds of the stage also change.

- **Subtitles** – Subtitles of the lyrics appear here. You can go to city Hall (page 16) and change the options so that the subtitles appear in another language or so no subtitles appear at all.

- **Score Meter** – This meter keeps track of your score for the current stage. With each completed phrase your score will change depending on how well you rapped.

Sample Rhythm Section



Rating Meter

Evaluation Meters

Subtitles

Score Meter

- **Evaluation Meters** – You can earn these meters by progressing through the early stages. Each meter evaluates you on your rapping abilities.



**Blue** – The “Imitation Meter” measures how accurate you imitate the teacher’s phrase.



**Orange** – The “Free-style Meter” measures how good your free-style skills are.



**Purple** – The “Funky Flow Meter” measures your rapping funkiness.

## What’s the key to rapping cool?

In order to get COOL, you have to ignore the teacher’s phrases and simply follow your own beat. Random button presses won’t do it either. Here’s a hint: Keep a close eye on the Orange and Purple Evaluation Meters as you begin to free-style.



## TRY AGAIN

If you rap so bad that your condition Meter falls below "AWFUL" the stage will end and you'll receive the "TRY AGAIN" screen. "TRY AGAIN" as much as you want until you complete the stage.



## SAVES

Once you clear a stage, you'll be asked if you want to save.

Select "Save System File" to save your progress.

SaveSystemFile




Select "Save Replay File" to save your last rap session for future viewing.

SaveReplayFile

To exit to the Main Menu simply press .



## Name Entry

 When saving new game data or a new replay, you'll have to select **NEW DATA**. To name your data, use left or right on the directional buttons or left analog stick to move the cursor and the up and down buttons to scroll through the letters. When you're finished, move the cursor right to "OK" and press . To clear all the letters, press . You can also press the **SELECT** button to toggle between upper case and lower case letters.





## BONUS STAGE

The Bonus Stage will appear after you've completed certain stages.

Chop Chop Master Onion's students, the Little Onions, will hold up bricks and other items for you to break. Each of the Little Onions are standing over an icon representing a button on the controller, so press the correct buttons to break the bricks.



Be careful not to hit any Little Onions when they are not ready or you'll knock them down.

Points earned in a Bonus Stage are added to the total score of the previous stage.



## CITY HALL (OPTIONS)

### city Hall

Inside, retired pilot, Captain Fussenpepper has a new job as the city Hall receptionist. Use the right and left directional buttons or left analog stick to toggle between the various options.



### Option

In the Options menu, you can change several settings in the game.

- **Language** – Switch this setting to change subtitle language between English and Japanese.
- **Subtitle** – This turns the subtitles on or off.
- **Vibration** – Enables you to change the controller vibration setting to on or off.
- **Easy Mode** – Toggles the Easy Mode on or off. When Easy Mode is on all of the rap phrases are simplified.



## Load Save

On the Load Save screen, use the left and right directional buttons or left analog stick to toggle between the Load and Save functions. Once you've selected a function, use the up and down directional buttons to select different files.



## Load

Highlight the file you wish to load off of your memory card and press **X** to load.




## Save

To create a new file, highlight "NEW DATA" and press **X** to save. To save over an existing file, use the up and down directional buttons or left analog stick to select the file and press **X** to overwrite.

**Note:** Parappa the Rapper 2 will only read from MEMORY CARD slot 1.

## Replay

If you've saved a replay after completing a stage (see page 12), you can watch the replay here. Use the up and down directional buttons or left analog stick to select the file and press **X** to view the replay. Once the replay begins, you can press the START button to exit out.



## CREDITS

### SONY COMPUTER ENTERTAINMENT INC. (JAPAN)/ RODNEY/ NANAON-SHA

PRODUCER  
MASAYA MATSUURA

VISUAL DESIGN  
RODNEY A. GREENBLAT

WORDS & BICULTURAL  
DIRECTION  
RYU

STORY & EDIT  
GABIN ITO

PROGRAM  
AKINORI MAEDA (SCEI)  
SHINICHI YAMASHITA  
ASAKO SANADA  
TAKEHIRO IKUTA

CG PRODUCTION  
KAZ DOSAKA  
MIE HINO  
TATSUNORI TANAKA  
TAKESHI MITSUMOTO  
STEPHEN ANRI MARSHALL  
SACHIE MIFUNE  
HIROMI HASEGAWA

PRODUCTION MANAGEMENT  
KIRI MATSUURA

## VOICES

JOHN SIMPSON III  
A.K.A. DRED FOX  
(AS PARAPPA)

ARMSTEAD CHRISTIAN  
(AS PARAPPA PAPA AND PJ BERRI)

JOHN JAMES  
(AS GENERAL POTTER)

LEA ALOMAR  
(AS SUNNY FUNNY)

SARA RAMIREZ  
(AS LAMMY)

SHANNON WHITE  
(AS KATY KAT)

ETHAN ENBANKS  
(AS BEARD BURGER MASTER)

RYU  
(AS CHOP CHOP MASTER ONION,  
MA-SAN AND FUSSENPEPPER)

DEAN BOWMAN  
(AS GURU ANT AND  
MC KING KONG MUSHI)

KIMBERLY QUEEN  
Aaminah HASSELL  
(AS MOOSESHA)

FREEDOM BREMNER  
(AS HAIRDRESSER OCTOPUS  
AND BOXY BOY)

ANDREW ALONZO  
(AS COLONEL NOODLE)

ARMSTEAD CHRISTIAN  
APPEARS BY THE COURTESY OF  
NACTIVITY MUSIC COMPANY.

## MUSIC

MASAYA MATSUURA  
YOSHIHISA SUZUKI  
NAOTO SUGAI  
RYO WATANABE

DJ'S  
JEFFREY MAINER  
NOAH KERNER

RECORDING ENGINEER  
AKIKO NAKAMURA

SOUND PRODUCTION  
MASATO OHMORI (SCEI)  
HIDETO OHNISHI  
YUSUKE SHIBUYA  
NAOKI MATSUYA

IN GAME SONGS:  
SAY "I GOTTA BELIEVE!"  
DE LA SOUL  
FEATURING DOUBLE  
COME A LONG WAY  
PARAPPA THE RAPPER  
FEATURING LEA ALOMAR

DE LA SOUL APPEARS  
BY THE COURTESY OF  
TOMMY BOY MUSIC.

DOUBLE APPEARS  
BY THE COURTESY OF  
FOR LIFE RECORDS, INC.

DANCE  
HARUKI HORIE

ARTIST MANAGEMENT  
MASATOSHI KIKUCHI (AMA)  
MIYAKO OHWADA (AMA)  
YAZ NOYA (AMA/US)

TALENT COORDINATION  
CHRIS PARKS

PRODUCT MANAGEMENT  
TOMOHIRO HASEKURA (SCEI)

PROJECT MANAGEMENT  
TAKAFUMI FUJISAWA (SCEI)

EXECUTIVE PRODUCERS  
TOMIKAZU KIRITA (SCEI)  
AKIRA SATO (SCEI)

OVERSEAS COORDINATION  
MASAAKI DOI

RECORDED AT SUPERDUPERSOUND  
(BROOKLYN) AND NANAON-SHA  
STUDIO (TOKYO)

THANKS TO:  
YOSHIFUMI MORITA (SCEI)

KUMI HAMAZAKI  
(INTERLINK PLANNING INC.)

TAKAHISA IWAYOSHI  
(INTERLINK PLANNING INC.)

NORIKO ASHINO (SCP)

HIDEAKI TAKEMURA (SCP)

SONY CREATIVE PRODUCTS INC.

SME VISUAL WORKS INC.

TOY'S FACTORY INC.

FOR LIFE RECORDS, INC.

**SONY COMPUTER  
ENTERTAINMENT  
AMERICA,  
SANTA MONICA  
STUDIOS**

**PRODUCER  
TAKU IMASAKI**

**ASSISTANT PRODUCER  
RICK KANE**

**VICE PRESIDENT,  
PRODUCT DEVELOPMENT  
SHUHEI YOSHIDA**

**DIRECTOR,  
PRODUCT DEVELOPMENT  
ALLAN BECKER**

**SENIOR PRODUCER,  
PRODUCT DEVELOPMENT  
BARBARA HOUSE**

**TECHNICAL DIRECTOR,  
PRODUCT DEVELOPMENT  
JON STEELE**

**CREATIVE DIRECTOR,  
PRODUCT DEVELOPMENT  
MIKE GIAM**

**PRODUCTION COORDINATOR,  
PRODUCT DEVELOPMENT  
JESSICA BRUNELLE**

**DIRECTOR OF QUALITY  
ASSURANCE  
MICHAEL BLACKLEDGE**

**SENIOR MANAGER,  
QUALITY ASSURANCE  
RITCHARD MARKELZ**

**PROJECT COORDINATOR,  
QUALITY ASSURANCE  
FRED DODSON  
ERIC IPPOLITO**

**CORE MANAGER,  
QUALITY ASSURANCE  
MIKE VEIGEL**

**USABILITY MANAGER,  
QUALITY ASSURANCE  
DOUG DAMRON**

**SUPERVISOR,  
QUALITY ASSURANCE  
ADRIEN LANGLOIS**

**TECHNOLOGY MANAGER,  
QUALITY ASSURANCE  
KEVIN SIMMONS**

**LAB TECHNICIAN,  
QUALITY ASSURANCE  
VINCE LOUGHNEY**

**QUALITY ASSURANCE LEAD  
DAVID PAYMARD**

**QUALITY ASSURANCE ANALYSTS  
ALY FARROW  
DANEK MIGALLO  
JOEL WHITE  
CODY SCHUMAN  
BOB STAITE  
MAT ZAUHER  
JACQUES SEGALL  
VINCENT PANG**

**THE MPEG DATA IN THIS SOFTWARE  
WAS MADE BY TMPGENC.**

**COPYRIGHT (C) 2000 PRO-G GROUP,  
INC./HIROYUKI.HORI**

**SONY COMPUTER  
ENTERTAINMENT  
AMERICA,  
MARKETING**

**ASSOCIATE PRODUCT MANAGER  
MARK VALLEDOR**

**SENIOR MANAGER,  
PRODUCT MARKETING  
SUSAN NOURAI**

**PUBLIC RELATIONS MANAGER  
CHARLOTTE PANTHER**

**PUBLIC RELATIONS SPECIALIST  
TINA CASALINO**

**CREATIVE SERVICES MANAGER  
QUINN LE**

**CREATIVE SERVICES SPECIALIST  
BEN WALLACE**

**DIRECTOR, PRODUCT MARKETING  
AMI BLAIRE**

**DIRECTOR, PROMOTIONS  
SHARON SHAPIRO**

**DIRECTOR, PUBLIC RELATIONS  
MOLLY SMITH**

**DIRECTOR, DIRECT AND ONLINE  
MARKETING  
STEVE WILLIAMS**

**DIRECTOR, LOYALTY AND  
CHANNEL MARKETING  
ED DEMASI**

**VICE PRESIDENT, LOYALTY AND  
CHANNEL MARKETING  
MARILYN WEYANT**

**SENIOR VICE PRESIDENT  
ANDREW HOUSE**

**SCEA MARKETING TEAM  
LIZ ALLEN**

**JANEEN ANDERSON  
DONNA ARMENTOR  
SHELLEY ASHITOMI**

**JOSH BINGHAM  
RYAN BOWLING**

**OMAR BRODRICK  
MARV CABANERO  
KAREN CALURA**

**TINA CASALINO  
JESSE CAID**

**LORI CHASE  
CHRISTOPHER CUE  
HEATHER CROSBY**

**AIMEE DUELL  
RON EAGLE**

**BLAIR ELLIOT  
ALLAN FRANKEL**

**MICHELE FREEMAN  
PEGGY GALLAGHER  
CHRIS HAGEDORN**

**SHERI HOCKADAY  
DARREN HORWITZ  
TED JALBERT**

**BOB JOHNSON  
JENNIFER JONES  
JOHN KOLLER**

**CHUCK LACSON  
JOHANNA LEGARDA  
ED LOONAM**

**SCEA MARKETING TEAM  
CONTINUED...**

GRANT LUKE  
MARIE MACASPAC  
TROY MACK  
NATASHA MIROSNKOFF  
LETHA MOORE  
DAYTON PAIVA  
JONATHAN RIES  
MAGGIE ROJAS  
TRACY RYDER  
SARAI SEQUERIA  
PATRICK SEYBOLD  
JACK SILER  
NOEL SILVIA  
CYRIL TANO  
MARY THOMAS  
JAMIE TICA  
MONICA WIK  
KIM YUEN

**LEGAL AND BUSINESS AFFAIRS**

CHRISTINE DENEZZA  
BRIAN FUKUJI  
MICHELLE MANAHAN  
RILEY RUSSELL  
JIM WILLIAMS

**PACKAGING AND MANUAL DESIGN  
CMB DESIGN PARTNERS, INC.**

**PACKAGE FRONT ARTWORK  
RODNEY A. GREENBLAT**

**MANUAL TEXT TRANSLATION  
ALAN SIEGRIST**

**SPECIAL THANKS**

MARK ALLICE  
STEWART ALREDGE  
GARY BARTH  
CARISA BIANCHI  
CONNIE BOOTH  
SEVDA BULUT  
PELE BURGESS  
CLAUDETTE CASTILLO  
MASA CHATANI  
JEANNINE DEMING  
BRIAN DIMICK  
BUTCH FREEDHOFF  
JERRY GENTILE  
BRIAN HALE  
KAZ HIRAI  
PATRICIA HOM  
JEFF HUTCHINSON  
IAN JACKSON  
GRACE KAO  
JENNIFER KARNO  
MAI KAWAGUCHI  
DOUG KELLEY  
RICH LARocca  
FRANK O'MALLEY  
ADAM ORTH  
KAYTIE MANDELL  
MAY MESIAS  
CHRISTINE MOUCHAMEL  
DOUG MUKAI  
GLENN NASH  
TANYA PAGE  
GEORGE RICHARD  
DEBRA ROBINS  
RICK ROONEY  
JEREMY ROSENTHAL  
JACK TRETTON  
MISA USUI  
JOE WARD  
BYLL WILLIAMS PHOTOGRAPHY  
ZUGARA

# Want to keep your head and dog ears warm?

Get the official Parappa beanie, and be as  
hip as everyone's favorite rappin' puppy.



check out [Playstation.com](http://Playstation.com) for this  
and other funky fresh Threadz  
from Parappa The Rapper 2.

**PS2: Parappa Ski cap**  
100% acrylic, with embroidered  
frog logo.

**color:** Available in red-orange only

**Size:** one size fits all

**cost:** \$12.95



**To order please visit [www.playstation.com](http://www.playstation.com)**

### Limited Warranty

Sony Computer Entertainment America (SCEA) warrants to the original purchaser of this SCEA product that this software is free from defects in material and workmanship of a period of ninety (90) days from the original date of purchase. SCEA agrees for a period of ninety (90) days either to repair or replace, at its option, the SCEA product. You must call 1-800-345-SONY to receive instructions to obtain repair/replacement services.

This warranty shall not be applicable and shall be void if the defect in the SCEA product has arisen through abuse, unreasonable use, mistreatment or neglect. THIS WARRANTY IS IN LIEU OF ALL OTHER WARRANTIES AND NO OTHER REPRESENTATIONS OR CLAIMS OF ANY NATURE SHALL BE BINDING ON OR OBLIGATE SCEA. ANY IMPLIED WARRANTIES APPLICABLE TO THIS SOFTWARE PRODUCT, INCLUDING WARRANTIES OF MERCHANTABILITY AND FITNESS FOR A PARTICULAR PURPOSE, ARE LIMITED TO THE NINETY (90) DAY PERIOD DESCRIBED ABOVE. IN NO EVENT WILL SCEA BE LIABLE FOR INCIDENTAL OR CONSEQUENTIAL DAMAGES RESULTING FROM POSSESSION, USE OR MALFUNCTION OF THE SCEA SOFTWARE PRODUCT.

Some states do not allow limitations as to how long an implied warranty lasts and/or exclusions or limitations of consequential damages, so the above limitations and/or exclusions of liability may not apply to you. This warranty gives you specific legal rights, and you may also have other rights which vary from state to state.

Sony Computer Entertainment America, 919 East Hillsdale Blvd., Foster City, CA 94404



**Need help gettin' the funky flow?  
Place this reference sheet by the TV while you play.**