

SUPERCAR

STREET CHALLENGE



DESIGN IT» BUILD IT» RACE IT»



ACTIVISION

EmuMovies

Activision Publishing, Inc. P.O. Box 67713, Los Angeles, CA 90067

© 2001 Activision, Inc. and its affiliates. Published and distributed by Activision Publishing, Inc. Activision is a registered trademark and Supercar Street Challenge is a trademark of Activision, Inc. and its affiliates. All rights reserved. Approved and Licensed Product of Group Lotus plc. Pontiac and GTO Emblems and Body Design are trademarks of General Motors Design Center used under license to Activision, Inc. The Saab 9-5 and the Saab logos are trademarks of Saab Inc. The ratings icon is a trademark of the Interactive Digital Software Association. All other trademarks and trade names are the properties of their respective owners.

Licensed for play on the PlayStation 2 computer entertainment systems with the NTSC U/C designation only. PlayStation and the PS Family logo are registered trademarks of Sony Computer Entertainment Inc. The ratings icon is a trademark of the Interactive Digital Software Association.

Manufactured and printed in the U.S.A. THIS SOFTWARE IS COMPATIBLE WITH PLAYSTATION 2 CONSOLES WITH THE NTSC U/C DESIGNATION. U.S. AND FOREIGN PATENTS PENDING.

80179.226 US

WARNING: READ BEFORE USING YOUR PLAYSTATION®2 COMPUTER ENTERTAINMENT SYSTEM.

A very small percentage of individuals may experience epileptic seizures when exposed to certain light patterns or flashing lights. Exposure to certain patterns or backgrounds on a television screen or while playing video games, including games played on the PlayStation®2 console, may induce an epileptic seizure in these individuals. Certain conditions may induce previously undetected epileptic symptoms even in persons who have no history of prior seizures or epilepsy. If you, or anyone in your family, has an epileptic condition, consult your physician prior to playing. If you experience any of the following symptoms while playing a video game – dizziness, altered vision, eye or muscle twitches, loss of awareness, disorientation, any involuntary movement, or convulsions – **IMMEDIATELY** discontinue use and consult your physician before resuming play.

WARNING TO OWNERS OF PROJECTION TELEVISIONS:

Do not connect your PlayStation®2 console to a projection TV without first consulting the user manual for your projection TV, unless it is of the LCD type. Otherwise, it may permanently damage your TV screen.

USE OF UNAUTHORIZED PRODUCT:

The use of software or peripherals not authorized by Sony Computer Entertainment America may damage your console and/or invalidate your warranty. Only official or licensed peripherals should be used in the controller ports or memory card slots.

HANDLING YOUR PLAYSTATION 2 FORMAT DISC:


- This disc is intended for use only with PlayStation®2 consoles with the NTSC U/C designation.
- Do not bend it, crush it or submerge it in liquids.
- Do not leave it in direct sunlight or near a radiator or other source of heat.
- Be sure to take an occasional rest break during extended play.
- Keep this compact disc clean. Always hold the disc by the edges and keep it in its protective case when not in use. Clean the disc with a lint-free, soft, dry cloth, wiping in straight lines from center to outer edge. Never use solvents or abrasive cleaners.

SUPERCAR

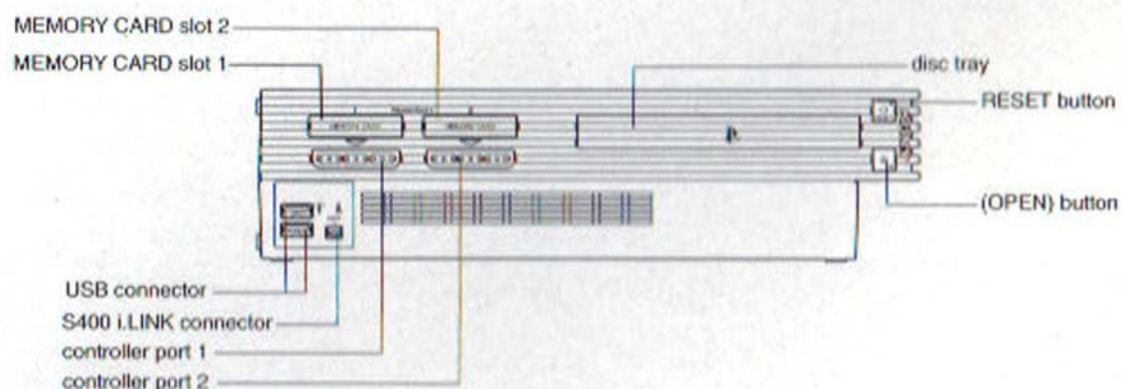
STREET CHALLENGE™

CONTENTS

Getting Started	2
Starting Up	3
Controls	4
Game Screen	5
Pause Menu	6
Game Modes	6
Championship Details	7
STEVE SALEEN™ Styling Studio	8
Cars	10
Cities	13
Saving/Loading	15
Options	16
Driving Tips	16
Credits	17
Customer Support	19
Software License Agreement	20



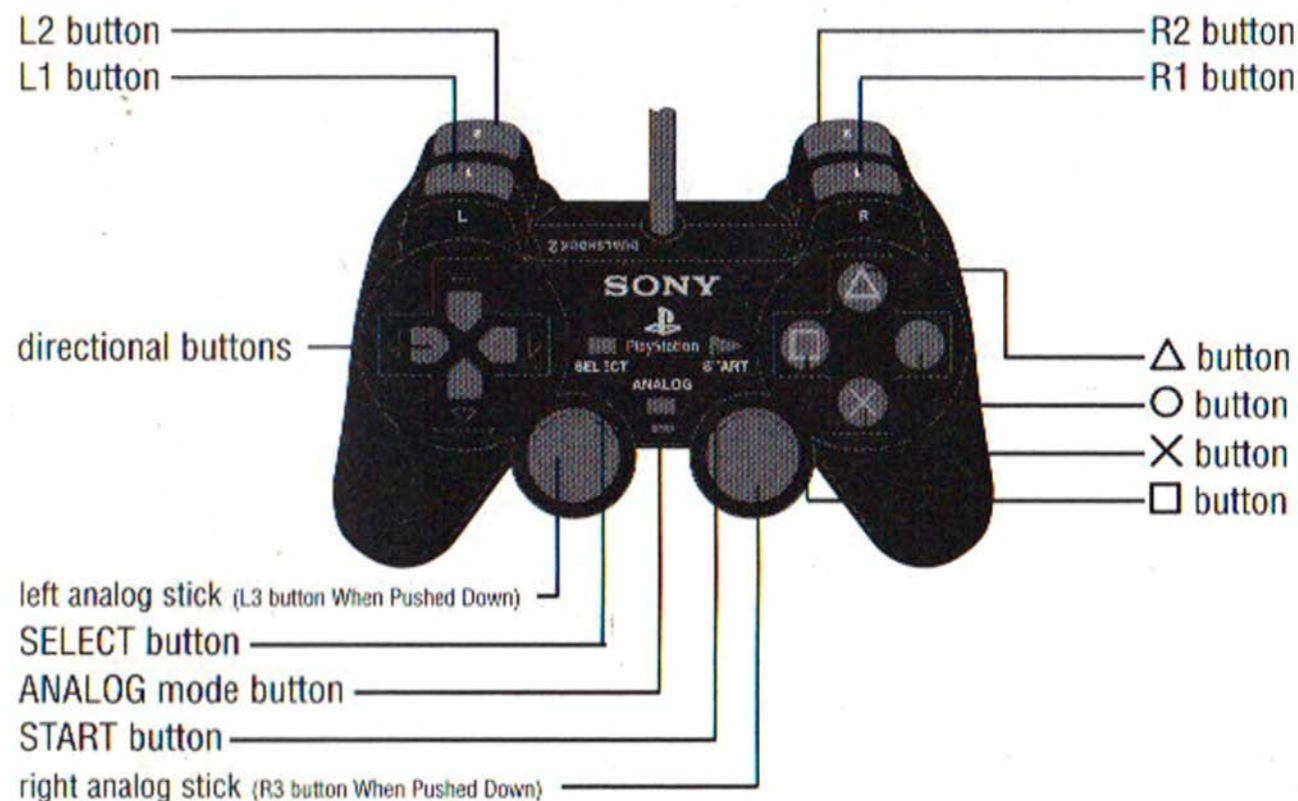
GETTING STARTED



Set up your PlayStation®2 computer entertainment system according to the instructions in its Instruction Manual. Make sure the MAIN POWER switch (located on the back of the console) is turned on. Press the RESET button. When the power indicator lights up, press the open button and the disc tray will open. Place the Super Car Street Challenge disc on the disc tray with the label side facing up. Press the open button again and the disc tray will close. Attach game controllers and other peripherals, as appropriate. Follow on-screen instructions and refer to this manual for information on using the software.

STARTING UP

DUALSHOCK™2 ANALOG CONTROLLER CONFIGURATIONS



CONTROLLER SETTINGS

You can change the control method and button configuration by selecting CONTROLLER from the Options menu (See page 16). The explanations in this manual are based on the default settings.

The vibration function can be turned ON or OFF by selecting VIBRATION in CONTROLLER from the Options menu (See page 16).

CONTROLS

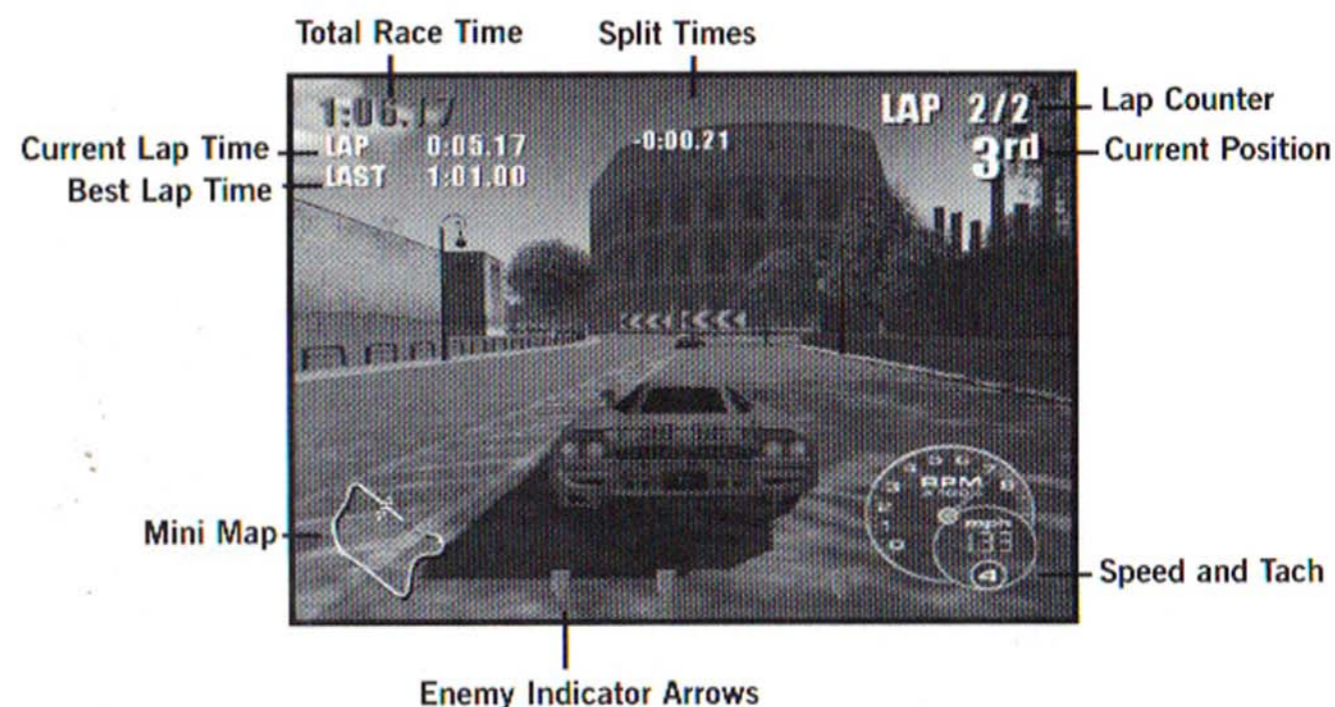
menu navigation

Select Menu Option	directional buttons or left analog stick
Accept menu selection	X button or L3 button
Cancel Menu Selection	△ button
Start/Pause Game	START button

in-game controls

This is the default controller configuration. You can change the controller configurations in the Options menu (page 16).

Steer	left analog stick or directional buttons
Accelerate	right analog stick or X button
Shift Up	R1 button
Shift Down	L1 button
Brake	□ button or right analog stick
Handbrake	○ button or L2 button
Change Camera View	△ button
Rear View	R2 button
Reset to Title Screen	START button + SELECT button



GAME SCREEN

Current Lap Time: Your current lap time.

Total Race Time: Your total time for all laps combined.

Best Lap Time: Your current best lap of this session.

Lap Counter: Number of laps finished/left.

Mini Map: Overall map of the race course, additionally shows the location of all cars in the race.

Current Position: Your current position in the race.

Speed and Tach: The speedometer and tachometer for your car.

Enemy Indicator Arrows: These arrows show you the relative location of the competition if they are close behind or to your side. As a rival vehicle approaches you from behind, a transparent yellow arrow marker comes into view at the bottom of the screen. The arrow becomes less transparent and changes to red as the vehicle gets close to you and drives along side of your car. The arrow will disappear from the screen once the competitor passes you, and will reappear if you pass their car.

Split Times: These times are shown in relation to the first place car when you do not hold the first place position. When you occupy the first place position, these times are based on the second place position. The splits will show negative numbers when you are behind, and positive numbers when you are ahead.

PAUSE MENU

Continue: Takes you back into the current game.

Restart: Restarts the current race.

Vibration: Turn the DUALSHOCK™2 analog controller vibration on or off.

HUD Options: Here you can toggle on or off individual parts of the HUD, including the mini map, times, tachometer/speedometer, laps/position, and the enemy indicator arrows.

Sound: Here you can toggle the sound or music off or on. You can also select between stereo or mono sound.

Exit Race: Quit the current race and return to the Main menu.



GAME MODES

championship

Design Series

Design, build, and race your own Concept Car as you take it through its paces in the Design Series. Eight challenging courses await you, along with the unique challenge of developing your own Concept Car in the Steve Saleen™ Styling Studio.

Manufacturers Cup

Select your path from the three available driving styles. Grip offers a more forgiving race experience and is a good place for beginners. Balance is a step up from Grip, and while it presents its own set of challenges, it is still relatively forgiving. Drift is the hardest of the styles to master. Faster than the other cars, but tough to handle through the turns, the Drift Series will push your skills to the limit. Each style offers eight races across three classes of vehicles, and a special prize at the completion of each one.



Quick Race

Compete in a custom race against A.I.-controlled opponents. Select your track, race options, and car, and hit the road.

Time Attack

In this mode, you can set the number of laps to learn the course and perfect your time.

Head to Head

Compete head-to-head in split-screen competition using cars unlocked in championship mode. You can also race your own concept cars against each other in this mode.

CHAMPIONSHIP DETAILS

Championship is the main mode of the game. By winning a variety of races, you'll earn new cars and Design Studio parts and increase the number of tracks on which you can compete.

Qualifying Position

Each class has a minimum position the player can finish in to move on to the next race. This is called the "Qualifying Position."

For example: If the QP is second place, and you finish in fourth place, you must run that race again, trying to finish in second place or above. Check the QP before starting your race on the Race Preparation screen.

Design Series

When you start the Design Series, you are given access to the Steve Saleen™ Styling Studio. The Steve Saleen™ Styling Studio allows you to not only create your very own racing machine, but also customize it with various accessories, name it, paint it, and upgrade it along the path of the Design Series.



STEVE SALEEN™ STYLING STUDIO

styling studio controls

Select Menu Option

Accept Menu Selection

Cancel Menu Selection/Car Changes

Camera Movement

Refine Styling

directional buttons or
left analog stick

× button

△ button

right analog stick

left analog stick or
directional buttons

select your parts

Select Front or Rear from the menu. This will bring up a window with all of the unlocked pieces you have attained so far. When the piece you want to use is in the window, press the × button to confirm.



refine styling

By moving the left analog stick or the directional buttons left or right, your car will use more or less influence from the piece in the window.

Color

Use the left analog stick or the directional buttons to cycle through the color swatches, confirm your choice with the × button.

Accessories

Here you can change your car's wheels, side view mirrors, headlights, and wings.

Team Name

By selecting this option, you are able to name your racing team. This name will be used to identify your team on the Car Select menu.

Car Name

By selecting this option, you are able to name the vehicle you create.

Load Car

By selecting this option, you can load a previously created and saved concept car.

Save Car

By selecting this option, you can save the concept car you created to the memory card. Up to three separate concept cars can be saved.

adjusting stats

Upon finishing the visual design of your vehicle, and prior to entering the first C-class race, you are given the chance to allocate points towards making your car a true supercar. The Styling Studio offers you the chance to give your car more or less ability in the following areas:

handling

From springs to struts, the more points that are allocated, the better your car will handle the tight turns out there. If this option is left on a lower setting, your car will have more of a tendency to understeer and slide when taking turns.

brakes

Bigger is better, and the more points you put towards your braking ability, the better you'll be able to stop in any situation. If you neglect this setting, you'll find yourself going faster, but needing much more space to slow down. Remember, some races are won or lost in the turns.

acceleration

Off the line, how does your car perform? This option allows you to go from zero to one hundred almost faster than you can blink, it's also great for regaining that lost place if you find yourself in the wall on a turn. Lower acceleration settings might be compensated by higher top speeds, but sometimes that burst of speed at the low end is needed more than sustained high speed.

top speed

The need for speed is strong for racers, and you're no exception. Your top speed can be the cause for a last-minute straightaway victory, or the reason why you can't perform on those tight, twisty tracks. If you forget about speed, you better have the skills to outperform the competition in all other areas, or the lack of speed might come back to hurt you.

All of these attributes are equally important, and the upgrade path you take will ultimately mold your racing style. Make wise decisions that match your racing style, and you'll rise to the top of the winners podium in no time.

CARS

CLASS C

Bertone™ Pickster™

Half roadster, half pickup, the Pickster infuses the spirit of Grand Touring in the pickup ideology, with an extreme styling that wraps complex muscular surfaces around a highly tuned performance chassis. The Pickster arouses curiosity with its chameleon personality and stands as a true original.



Lotus™ Concept Vehicle M220™

Conceptual art brought to life—The Lotus M220 has been tuned to its peak performance and is positioned to set the circuit ablaze. With its 3.5 liter Lotus V8 engine, legendary Lotus racing brake system, and distinctive styling, there's nothing on the M220 that's less than stellar.



Rinspeed™ E-GO Rocket™

Traditional beauty blended with technology—the Rinspeed E-GO Rocket embodies the ideal of total control. While the smooth lines and open cockpit firmly hold the elegance of a racing era gone past, the E-GO Rocket is planted firmly in the present and future of racing.



CLASS B

Callaway™ C12™

Unique strength and exclusivity—the art of engineering is demonstrated with the Callaway C12 Coupe. A powerful and expertly tuned V8 engine gives the car its amazing speed. The fusion of flowing lines with sweeping shapes across its body define the C12 Coupe's distinct character.



Pontiac® Concept GTO™

The original and greatest muscle car has returned. The Pontiac Concept GTO holds an attitude of aggression within its looks. Strong and exotic lines that convey a sense of power and motion are prevalent on the Concept GTO. With a tweaked out suspension and lots of power, the Concept GTO is a force on the racetrack.



Vision Industries™ CTEK K/2™

Distinct looks with raw power, the K/2 Vision is an amazing supercar. Its state-of-the-art suspension and powerful 6.0 liter V12 engine give it a sense of ferocity rarely seen in vehicles of its class. The CTEK K/2 is an imposing vehicle that is ready to take on any race circuit.



CLASS A

Fioravanti™ F100™

Smaller, lighter, easier to control—as a tribute to the prancing horse, the Fioravanti F100 is an intense and attractive concept. Its V10 engine may be less powerful than some other supercars, but the remarkable control the driver possesses in this vehicle more than makes up for it.



Pagani Zonda™ C12-S™

An alluring form with passion for racing—elegantly ultra-modern, the Pagani Zonda C12-S is an evolutionary step in vehicle development. With a 7.0 liter 12 cylinder engine purring under its sculpted surface, the Zonda C12-S™ stands out as one of the most awe-inspiring supercars in recent years.



Saleen™ S7™

Grand Touring Class speed with a futuristic look—the Saleen S7 is born of a desire to create a machine that competes at the highest possible level. More than 17 years of racing experience has gone into the S7, producing a highly tuned 7.0 liter V8 with top-of-the-line performance, and a visual presence that is pure beauty.



CITIES


Los Angeles

Playground of millionaires and moviestars—where the downtown skyline pierces a cityscape so dense it has become synonymous with urban sprawl. Speed down Figueroa Street and weave through the towering skyscrapers in the heart of the financial district. This is your chance to hit 200+ mph on freeways normally clogged with commuters and skid past the Staples Center™ beneath a vibrant orange sky that blankets the city as the sun slowly sets over the Pacific.




London

A city filled with intrigue and life—while difficult to navigate, this city serves as a home to Big Ben, Trafalgar Square and the famous Tower of London. Even the most skilled of racers have a tendency to meet their match in the throes of London's myriad of roads and age-old bridges. The streets are made for driving on the left, but on this rainy afternoon, you'll be lucky to just stay on the road.




MONACO

Adrenaline for the racer's soul—fans from all over the world focus on Monaco every summer. Its fast and famous harbor straight and dangerous hairpins are just a few of the sights to see as you speed through the seaside course. This town is a playground for the over-indulgent tourist, home for the gloriously rich, and a testing ground for a racer and their skills.



munich

Darkness embraces the Altstadt tonight. Munich is home to a duo of tracks that will take you through the Marienplatz in the heart of the city. The boarded up fountains are just one of the signs that winter has come to pass and, though no snow lies on the ground, there is certainly a chill in the air.




Paris

A distinct and challenging city that is ready to test any racer—variety is the spice of life and it shows in the diversity of this city's visuals. From the amazing Eiffel Tower overlooking the quaint and quiet bridges, to the imposing Notre Dame, the city feels like no other city can.



ROME

A warm city that beckons to new racers—as ancient as the hills, but still has the life and breath of a modern city. Racers on the circuit consider this their stomping grounds. From amateur to professional, with its smooth turns and long straights, it's an easy choice. The Vatican gives this city honor, the ruins give it its history, and the races give it excitement. You will give Rome your respect.



Turin

A historically rich city in the northwest part of Italy—the city is steeped in a legacy of royalty and sensibility. A storm has emptied the normally bustling streets, and the road has become slick and dangerous to drive on. The sharp right angles of the city roads serve as dangerous turns that will stretch the limits of your car and your skill.



SAVING/LOADING

Load/save

Save and load your games from the Main menu. Select the Load/Save option and select your function. Follow the on-screen prompts to guide you through the process.

deleting cars

When in the Load/Save menu you will have the option to delete your previously created and saved concept cars.



OPTIONS

sound

In this menu, the volume levels can be moved left or right to the desired setting. Pressing the button will mute the music or effects. Press the button again to un-mute.

Press the X button on the Stereo icon to select Mono or Stereo sound.



CONTROLLER

This menu allows you to toggle the DUALSHOCK™2 analog controller vibration on or off (see page 6). This screen also allows you to select what type of control scheme you would like to use.

RECORDS

This is where you can view the recorded times for all of the tracks. Both the best lap times and the best overall race times are recorded here.

DRIVING TIPS

- Slamming on the brakes will simply lock up your tires. Feather the brakes to stop effectively and smoothly.
- Sometimes the right amount of gas through a turn is no gas at all.
- At the start of the race, keep your RPMs at about 3500 and you'll get a slight speed boost right off the line.
- The smoothest racing is often the fastest.
- Using the handbrake can scrub speed at a higher rate than normal brakes, but at the cost of vehicle control.
- Experiment with using the shortcuts to maximize their effectiveness.

CREDITS

EXAKT Entertainment LLC

Director

Paul Ashdown

Technical Director

Eran Rich

Creative Director

Ed Watts

programming

Lead programmer

Eran Rich

Vehicle Dynamics and Physics

Gary Boswood

VU and Graphics

Garrett Jost

Interface, Sound and Effects

Daniel Sass

AI

Paul Ashdown, Sylvia Kohn-Rich

Additional Programming

Jeff Lander, Matthias Schill

Art

Art Director

Dan Padilla

3D Artists

Ahmed Ahad, Jeanne Anderson, Dan Bickell, Jason Lewis, Yukari Kaneko, Eric Scharf

Additional Art

Pete Cruz, Sean Higgins, Tricia Vitug

Interface Design

Roger Walco

Production Management

Andrea Losch, Christine Thomas

ACTIVISION INC.

Producer

Gene Bahng

Executive Producer

Chris Archer

Associate Producer

Marilena Rixford

Production Coordinator

Joseph Shackelford

V.P. North American Studios

Murali Tegulapalle

Art Director

David Dalzell

Lead Artist

James Mayeda

Additional Art

Franz Boehm

Intro Movie

Dream Theater

Intro Music

Dave Aude

Sound Design and Recording

Womb Music and Audio

Additional Sound Design

PCB Productions

Additional Music

Dave Aude, Womb Music and Audio

QUALITY ASSURANCE

QA Project Lead

Danny Taylor

QA Senior Project Lead

Kragen Lum

QA Console Manager

Joe Favazza

QA Floor Lead

Jef Sedivy

QA Testers

Brad Arnold, Kepner Ceballos, Behrang Fassihi-Rad, Lip Ho, Drew Koupal, William Kus, Steve Peterson, Andy Pan, Joe Pena, Eric Rodriguez, Lou Studdert, Hans Wakelin, Brian Zigich, Jesse Shannon

QA Special Thanks

Jim Summers, Jason Wong, Tim Vanlaw, Nadine Theuzillot, Sam Nouriani, Jeremy Gage, Ben DeGuzman, Jason Potter, Alex Coleman, Geoff Olsen, Indra Gunawan, Todd Komesu, Jennifer Vitiello, Willie Bolton, Nicholas Favazza, Nathan Lum, Sajeela Jamie, Dameon Jamie, Andrew Sedivy, Kenny Sedivy, Catie Sedivy

activision customer support

Customer Support Manager

Bob McPherson

Customer Support Escalation and

Information Lead

Rob Lim

Customer Support Phone Lead

Gary Bolduc

Customer Support Email Lead

Mike Hill

MARKETING

Director of Global Brand Mgmt

William Kassoy

Brand Manager

Rachel Silverstein

Associate Brand Manager

Deanna Natzke

Senior Publicist

Michael J. Larson

Legal

Mike Walker

V.P., Creative Services

Denise Walsh

Mgr., Creative Services

Jill Barry

BUSINESS & LEGAL AFFAIRS

Sr. Vice President & General Counsel

George Rose

Sr. Managers, Business & Legal Affairs

Mike Walker

Sr. Director, Business & Legal Affairs

Michael Hand

Attorneys, Business & Legal Affairs

Rob Pfau, Gregory Deutsch

Paralegal, Business Affairs

Kelly D'Angelo

Coordinator, Business & Legal Affairs

Carolina Trujillo

MUSIC CREDITS

"Genesis"

Performed by Prizm and Eclipse;
Written, Arranged & Produced by Jay F.
Salts & Brian A. Johnston; © 2000
Millenium Records, Inc.; Courtesy of
Millenium Recordings.com

"Purple Overdose"

Performed by The Captain & Max Alien
Thing; Written, arranged, and produced
by Jon Bell & Barmak Hatamian; ©
2000 Tinrib Music; Courtesy of Tinrib
Recordings Ltd.

"Caterpillar (Crystal Method Remix)"

Performed by Keoki; Composed by
Aude and Lopez; © 1996 Moonshine
Music; Courtesy of Moonshine Records

"Time's Running Out"

Performed by Cirrus; Composed by
Carter and Barry; © 1999 Moonshine
Music; Courtesy of Moonshine Records

"Nassau"

Performed by Cirrus; Composed by
Carter and Barry; © 1997 Moonshine
Music; Courtesy of Moonshine Records

"La La La (Dave Aude Remix)"

Performed by The Freshmaka;
Composed by Hollander and Schomme;
© 1999 Moonshine Music; Courtesy of
Moonshine Records

"Captain Cocktail"

Performed by Cirrus; Composed by
Carter and Barry; © 1997 Moonshine
Music; Courtesy of Moonshine Records

"Love Start Living"

Performed by Rise; Composed by
Baxley; © 1996 Moonshine Music;
Courtesy of Moonshine Records

"The Sound Barrier (Deepsky Mix)"

Performed by DJ Micro; Composed by
M. Marsicano; © 2001 Moonshine
Music; Courtesy of Moonshine Records

Special Thanks

Larry Goldberg, Michelle Nino, David
Brickhill, Christian Astillero, Bryant
Bustamante, Blaine Christine, Brian
Clarke, Jay Gordon, Eric Grossman,
Todd "TQ" Jefferson, Peter Muravez,
Brian Pass, Matt Powers, Marc
Turndorf, Brian Simkin, Stacy Sooter
and Steve Saleen

The Staples Center is owned and operated by
L.A. Arena Company, LLC and the Staples
logo and its registered trademarks are the
property of Staples, The Office Superstore,
Inc. and are used with permission.
Special thanks to The Westin Bonaventure
Hotel and Suites.

Special thanks to the City of Los Angeles for
the use of the Los Angeles City Hall and the
Los Angeles Convention Center.

Thanks to the following for the use of their amazing vehicles:

Saleen Inc., Lotus, The GM Design
Center, General Motors Corporation,
Pagani Automobili SPA, Fioravanti srl,
Carrozzeria Bertone SPA,
Vision Industries, Callaway Cars,
Rinspeed Inc.

Extra Special Thanks!

Johnny and Darren at TuffBreak, Craig
over at Womb Music and Sound, Dana
Coffey, because she put up with the
biz, David Morales and John Acosta for
the magic that they do, Arron Johnson,
because the legend never dies

CUSTOMER SUPPORT

Note: Please do not contact Customer Support for hints/codes/cheats; only technical issues.

Internet: <http://www.activision.com/support>

Our support section of the web has the most up-to-date information available. We update the support pages daily so please check here first for solutions.

E-Mail: support@activision.com

A response may take anywhere from 24-72 hours depending on the volume of messages we receive and the nature of your problem.

Note: Internet/e-mail support is handled in English only.

Phone: (310) 255-2050

You can call our 24-hour voice-mail system for answers to our most frequently asked questions at the above number. Contact a Customer Support representative at the same number between the hours of 9:00 am and 5:00 pm (Pacific Time), Monday through Friday, except holidays.

SOFTWARE LICENSE AGREEMENT

USE OF THIS PROGRAM IS SUBJECT TO THE SOFTWARE LICENSE TERMS SET FORTH BELOW. "PROGRAM" INCLUDES THE SOFTWARE INCLUDED WITH THIS AGREEMENT, THE ASSOCIATED MEDIA, ANY PRINTED MATERIALS, AND ANY ON-LINE OR ELECTRONIC DOCUMENTATION, AND ANY AND ALL COPIES AND DERIVATIVE WORKS OF SUCH SOFTWARE AND MATERIALS. BY OPENING THIS PACKAGE, AND/OR USING THE PROGRAM, YOU ACCEPT THE TERMS OF THIS LICENSE WITH ACTIVISION, INC. ("ACTIVISION").

LIMITED USE LICENSE. Activision grants you the non-exclusive, non-transferable, limited right and license to use one copy of this Program solely and exclusively for your personal use. All rights not specifically granted under this Agreement are reserved by Activision. This Program is licensed, not sold. Your license confers no title or ownership in this Program and should not be construed as a sale of any rights in this Program.

OWNERSHIP. All title, ownership rights and intellectual property rights in and to this Program and any and all copies thereof (including but not limited to any titles, computer code, themes, objects, characters, character names, stories, dialog, catch phrases, locations, concepts, art-work, animation, sounds, musical compositions, audio-visual effects, methods of operation, moral rights, and any related documentation, incorporated into this Program) are owned by Activision or its licensors. This Program is protected by the copyright laws of the United States, international copyright treaties and conventions and other laws. This Program contains certain licensed materials and Activision's licensors may protect their rights in the event of any violation of this Agreement.

YOU SHALL NOT:

- Exploit this Program or any of its parts commercially, including but not limited to use at a cyber cafe, computer gaming center or any other location-based site. Activision may offer a separate Site License Agreement to permit you to make this Program available for commercial use; see the contact information below.
- Sell, rent, lease, license, distribute or otherwise transfer this Program, or any copies of this Program, without the express prior written consent of Activision.
- Reverse engineer, derive source code, modify, decompile, disassemble, or create derivative works of this Program, in whole or in part.
- Remove, disable or circumvent any proprietary notices or labels contained on or within the Program.
- Export or re-export this Program or any copy or adaptation in violation of any applicable laws or regulations.

LIMITED WARRANTY. Activision warrants to the original consumer purchaser of this Program that the recording medium on which the Program is recorded will be free from defects in material and workmanship for 90 days from the date of purchase. If the recording medium is found defective within 90 days of original purchase, Activision agrees to replace, free of charge, any product discovered to be defective within such period upon its receipt of the Product, postage paid, with proof of the date of purchase, as long as the Program is still being manufactured by Activision. In the event that the Program is no longer available, Activision retains the right to substitute a similar program of equal or greater value. This warranty is limited to the recording medium containing the Program as originally provided by Activision and is not applicable to normal wear and tear. This warranty shall not be applicable and shall be void if the defect has arisen through abuse, mistreatment, or neglect. Any implied warranties prescribed by statute are expressly limited to the 90-day period described above.

EXCEPT AS SET FORTH ABOVE, THIS WARRANTY IS IN LIEU OF ALL OTHER WARRANTIES, WHETHER ORAL OR WRITTEN, EXPRESS OR IMPLIED, INCLUDING ANY WARRANTY OF MERCHANTABILITY, FITNESS FOR A PARTICULAR PURPOSE OR NON-INFRINGEMENT, AND NO OTHER REPRESENTATIONS OR CLAIMS OF ANY KIND SHALL BE BINDING ON OR OBLIGATE ACTIVISION.

When returning the Program for warranty replacement please send the original product disks only in protective packaging and include: (1) a photocopy of your dated sales receipt; (2) your name and return address typed or clearly printed; (3) a brief note describing the defect, the problem(s) you are encountering and the system on which you are running the Program; (4) if you are returning the Program after the 90-day warranty period, but within one year after the date of purchase, please include check or money order for \$20 U.S. currency per CD or floppy disk replacement. Note: Certified mail recommended.

In the U.S. send to: Warranty Replacements, Activision, Inc., P.O. Box 67713, Los Angeles, California 90067.

LIMITATION ON DAMAGES. IN NO EVENT WILL ACTIVISION BE LIABLE FOR SPECIAL, INCIDENTAL OR CONSEQUENTIAL DAMAGES RESULTING FROM POSSESSION, USE OR MALFUNCTION OF THE PROGRAM, INCLUDING DAMAGES TO PROPERTY, LOSS OF GOODWILL, COMPUTER FAILURE OR MALFUNCTION AND, TO THE EXTENT PERMITTED BY LAW, DAMAGES FOR PERSONAL INJURIES, EVEN IF ACTIVISION HAS BEEN ADVISED OF THE POSSIBILITY OF SUCH DAMAGES. ACTIVISION'S LIABILITY SHALL NOT EXCEED THE ACTUAL PRICE PAID FOR THE LICENSE TO USE THIS PROGRAM. SOME STATES/COUNTRIES DO NOT ALLOW LIMITATIONS ON HOW LONG AN IMPLIED WARRANTY LASTS AND/OR THE EXCLUSION OR LIMITATION OF INCIDENTAL OR CONSEQUENTIAL DAMAGES, SO THE ABOVE LIMITATIONS AND/OR EXCLUSION OR LIMITATION OF LIABILITY MAY NOT APPLY TO YOU. THIS WARRANTY GIVES YOU SPECIFIC LEGAL RIGHTS, AND YOU MAY HAVE OTHER RIGHTS WHICH VARY FROM JURISDICTION TO JURISDICTION.

TERMINATION. Without prejudice to any other rights of Activision, this Agreement will terminate automatically if you fail to comply with its terms and conditions. In such event, you must destroy all copies of this Program and all of its component parts.

U.S. GOVERNMENT RESTRICTED RIGHTS. The Program and documentation have been developed entirely at private expense and are provided as "Commercial Computer Software" or "restricted computer software." Use, duplication or disclosure by the U.S. Government or a U.S. Government subcontractor is subject to the restrictions set forth in subparagraph (c)(1)(ii) of the Rights in Technical Data and Computer Software clauses in DFARS 252.227-7013 or as set forth in subparagraph (c)(1) and (2) of the Commercial Computer Software Restricted Rights clauses at FAR 52.227-19, as applicable. The Contractor/ Manufacturer is Activision, Inc., 3100 Ocean Park Boulevard, Santa Monica, California 90405.

INJUNCTION. Because Activision would be irreparably damaged if the terms of this Agreement were not specifically enforced, you agree that Activision shall be entitled, without bond, other security or proof of damages, to appropriate equitable remedies with respect to breaches of this Agreement, in addition to such other remedies as Activision may otherwise have under applicable laws.

INDEMNITY. You agree to indemnify, defend and hold Activision, its partners, affiliates, contractors, officers, directors, employees and agents harmless from all damages, losses and expenses arising directly or indirectly from your acts and omissions to act in using the Product pursuant to the terms of this Agreement.

MISCELLANEOUS. This Agreement represents the complete agreement concerning this license between the parties and supersedes all prior agreements and representations between them. It may be amended only by a writing executed by both parties. If any provision of this Agreement is held to be unenforceable for any reason, such provision shall be reformed only to the extent necessary to make it enforceable and the remaining provisions of this Agreement shall not be affected. This Agreement shall be construed under California law as such law is applied to agreements between California residents entered into and to be performed within California, except as governed by federal law and you consent to the exclusive jurisdiction of the state and federal courts in Los Angeles, California.

If you have any questions concerning this license, you may contact Activision at 3100 Ocean Park Boulevard, Santa Monica, California 90405, (310) 255-2000, Attn. Business and Legal Affairs, legal@activision.com.