



THE OFFICIAL GAME



EmuMovies

MARVEL

ACTIVISION®

**WARNING: READ BEFORE USING YOUR PLAYSTATION®2 COMPUTER ENTERTAINMENT SYSTEM.**

A very small percentage of individuals may experience epileptic seizures when exposed to certain light patterns or flashing lights. Exposure to certain patterns or backgrounds on a television screen or while playing video games, including games played on the PlayStation 2 console, may induce an epileptic seizure in these individuals. Certain conditions may induce previously undetected epileptic symptoms even in persons who have no history of prior seizures or epilepsy. If you, or anyone in your family, has an epileptic condition, consult your physician prior to playing. If you experience any of the following symptoms while playing a video game – dizziness, altered vision, eye or muscle twitches, loss of awareness, disorientation, any involuntary movement, or convulsions – IMMEDIATELY discontinue use and consult your physician before resuming play.

**WARNING TO OWNERS OF PROJECTION TELEVISIONS:**

Do not connect your PlayStation 2 console to a projection TV without first consulting the user manual for your projection TV, unless it is of the LCD type. Otherwise, it may permanently damage your TV screen.

**USE OF UNAUTHORIZED PRODUCT:**

The use of software or peripherals not authorized by Sony Computer Entertainment America may damage your console and/or invalidate your warranty. Only official or licensed peripherals should be used in the controller ports or memory card slots.

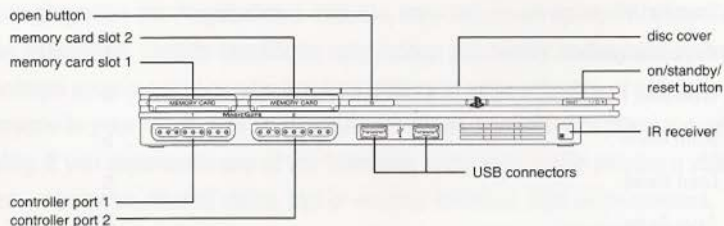
**HANDLING YOUR PLAYSTATION 2 FORMAT DISC:**

- This disc is intended for use only with PlayStation 2 consoles with the NTSC U/C designation.
- Do not bend it, crush it or submerge it in liquids.
- Do not leave it in direct sunlight or near a radiator or other source of heat.
- Be sure to take an occasional rest break during extended play.
- Keep this compact disc clean. Always hold the disc by the edges and keep it in its protective case when not in use. Clean the disc with a lint-free, soft, dry cloth, wiping in straight lines from center to outer edge. Never use solvents or abrasive cleaners.

## **Contents**

Getting Started .....	2
Starting Up .....	3
Basic Navigation .....	3
Welcome, Professor....	4
Main Menu .....	5
Load Game .....	5
Save Game .....	5
Selecting a Mission .....	6
Pause Menu .....	6
Options .....	7
The Cerebro Files (Unlockables) .....	8
Controls .....	8
On-Screen Display Icons .....	11
Mini-Map .....	12
Mutant Evolution .....	12
Gameplay Tips .....	13
Credits .....	14
Customer Support .....	18
Software License Agreement .....	21

## Getting Started



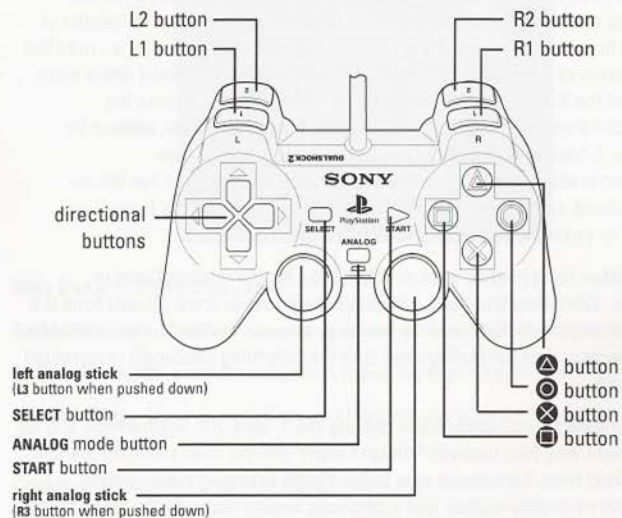
Set up your PlayStation®2 computer entertainment system according to the instructions in its Instruction Manual. Make sure the MAIN POWER switch (located on the back of the console) is turned on. Press the **RESET** button. When the power indicator lights up, press the **OPEN** button and the disc tray will open. Place the *X-Men: The Official Game* disc on the disc tray with the label side facing up. Press the **OPEN** button again and the disc tray will close. Attach game controllers and other peripherals, as appropriate. Follow on-screen instructions and refer to this manual for information on using the software.

### Memory Card (8MB) (for PlayStation®2)

To save game settings and progress, insert a memory card (8MB) (for PlayStation®2) into MEMORY CARD slot 1 of your PlayStation®2 system. You can load saved game data from the same memory card or any memory card (8MB) (for PlayStation®2) containing previously saved games.

## Starting Up

### DUALSHOCK®2 ANALOG CONTROLLER



To select menu options, use the **↑** and **↓** directional buttons to navigate. Highlight the desired option and press the **ⓧ** button to accept. To select a menu option, follow the on-screen button prompts and press the **ⓧ** button to accept and the **△** button to go back. *X-Men: The Official Game* supports the DUALSHOCK®2 analog controller. When Analog mode is on, the left analog stick works the same as the directional buttons.

### Basic Navigation

- directional buttons** (↑ ↓ ← →) – Highlight menu options.
- ⓧ button** – Select menu options.
- Ⓚ button** – Back/Previous Menu

### Basic Combat

- left analog stick** – Movement
- START** – Pause Menu
- ⓧ button** – Jump/Boost
- Ⓚ button** – Attack 1
- △ button** – Attack 2
- button** – Special
- right analog stick** – Camera

## Welcome, Professor...

Colonel William Stryker,™ in a daring raid on the Xavier School for Gifted Youngsters, acquired two core components of Cerebro, the X-Men's Mutant Tracking and their Identification System, as well as taking hostage a handful of the student body. With these components Stryker was able to create a crude but working version of Cerebro, for his own dark purposes. A combined strike force consisting of the X-Men and the Brotherhood™ were able to retrieve the kidnapped children, and halt Stryker's plans. This victory was not without its price, as the X-Men were forced to pay in the most precious coin of all. Friend, teacher, colleague and more, Jean Grey sacrificed her life so the X-Men could escape and carry on Charles Xavier's dream for human and mutantkind to peacefully coexist.

Now the X-Men must journey back to Alkali Lake for the missing Cerebro components. What they find there will shock them to their core. Ghosts from the past are still very much alive, and it's business as usual at Alkali Lake. The X-Men will soon discover that the facility itself isn't the only thing seemingly resurrected from the dead...

The battle lines are once again drawn among the X-Men, the Brotherhood and all mankind. Learn why Nightcrawler™ doesn't stand with his new allies, on the eve of their darkest hour. Experience epic Super Hero™ action, interconnecting storylines, fierce enemy battles, and a climactic ending that sets the stage for the earth-shattering events in *X-Men: The Last Stand*.



The hunt begins by creating a user profile to save your game progress. Enter a name using the directional buttons and the **X** button to select letters. Highlight and select **Create** when you've entered your desired profile name.

## Main Menu



**New Game** – Start a new game.

**Select Mission** – Continue an existing saved game or replay old missions.

**Options** – Change a variety of options, including sound and video.

**Cerebro Files** – View unlocked special features, such as the Danger Room missions.

**Credits** – Access the credits of the game.

## Load Game

To load a game, select a pre-existing profile from the Profile Select screen. Multiple profiles can be saved, so feel free to return to this screen at any time using the **A** button from the Main Menu.

## Save Game

If you wish to save, you will be prompted to do so after the completion of every level or after any of the game's options are changed.

*Note: If you Quit during a level, you will lose all gameplay data on your current level.*

## Selecting a Mission



Once you've created a profile, you can select your plan of attack. The strategy you select should be equal to your skill as a combatant and should reflect your mastery of your mutant ability. Novice, Hero and Super Hero difficulty levels are available at your discretion. In order to view a character's traits, hold the **○** button while on this screen.

## Pause Menu



Press **START** to access the Pause menu. In addition to taking a break from the action, the Pause menu allows you to access additional options, such as:

**Continue** – Return to current level and resume gameplay.


**Restart** – Restart the current level.

**Options** – View your current controller setup or change the game setup.

**Quit** – Quit the current level and return to Mission Selection.

Press **↑↓←→** on the direction buttons and the **⊗** button to highlight and select options, or just use the Pause menu to view your current objectives.

## Options



Change many of the game settings and customize your gameplay experience in the following ways:

**Gameplay**–Toggle vibration, X-Axis, Y-Axis and controller functions on/off or invert.

**Character** – Change to different costumes for each character (unlocked during gameplay).

**Controller** – View controller configurations.

**Video**–Alter video settings, like Brightness.

**Audio**–Raise or lower the music, sound F/X (SFX) and voice.

## The Cerebro Files (Unlockables)

For the most ferocious, stealthiest or coolest of X-Men, rewards await you in the Cerebro Files. Here you'll obtain new and old costumes for the X-Men, as well as Danger Room missions where they spend their weekends training. Unlock each of Cerebro's files through exceptional gameplay or by finding hidden Weapon X tokens and Sentinel Tech pieces while on your mission.

## Controls

### Wolverine

Button	Action
button	Jump
button	Quick Attack
button	Knock Back Attack
button	Heavy Attack
button	Fury
buttons	Block
button	<i>Tap:</i> Claws In/Out <i>Hold:</i> Heal
L3 button	Teammate Action
right analog stick	Moves Camera
left analog stick	Movement Control
/ Pause	Starts Game/Pause Menu

### Nightcrawler

Button	Action
button	Jump
button	Punch
button	Teleport to Enemy
button	Kick
button (Hold)	Target Lock
button	Quick Teleport
button (Hold)	Shadow Aura (Heal)
right analog stick	Moves Camera
left analog stick	Movement Control
/ Pause	Starts Game/Pause Menu
L3 button	Teammate Action

### Iceman

Button	Action
button	Boost
button	Ice Beam
button	Hailstorm
button	Frost Shield
button	180° Reverse
button	Brake
left analog stick	Movement Control
/ Pause	Starts Game/Pause Menu
button	Target Lock
button	Camera Lock
R3 button	Look Back

## Combo Moves

The X-Men have a variety of combat moves at their disposal. Be sure to use each of their talents to the fullest!

### Wolverine

Button	Action
⊗ + ◻ buttons	Jumping Light Attack
⊗ + ▲ buttons	Jumping Heavy Attack
⊗ + ○ buttons	Jumping Area Attack
◻ + ▲ buttons	2 Hit Combo
◻ + ◻ + ▲ buttons	3 Hit Combo
◻ + ◻ + ◻ + ▲ buttons	4 Hit Combo
L1 button + the left analog stick	Roll

### Nightcrawler

Button	Action
L1 + ◻ buttons	Teleport Punch
L1 + ▲ buttons	Teleport Kick
L1 + ◻ + ▲ buttons	Heavy Teleport Kick
L1 + ⊗ + ▲ buttons	Different Heavy Teleport Kick
L1 + ⊗ + ◻ buttons	Different Teleport Punch
L1 + ○ buttons	Teleporting Behind Enemy
⊗ + ⊗ button (Near enemy)	Pounce

## On-Screen Display Icons



1. **Icon Prompt** – This area will display icons when appropriate. For example, when Nightcrawler approaches a console, a ◻ button icon will appear to show that the console can be used.
2. **Health Meter** – The Health Meter shows your health status. The meter drains as you take damage and fills up as your health regenerates. The meter functions differently, however, depending on your character.
3. **Fury Meter (Wolverine)** – As Wolverine, the more you attack successfully, the faster the meter fills up. Once the meter is full, press the R2 button to activate Fury mode and unleash devastating attack combos against your enemies.

**Aura Cooldown Meter (Nightcrawler)** – When this meter is full, press the L2 button to activate the Shadow Aura, which allows Nightcrawler to heal himself.

**Boost Meter (Iceman)** – Unlike with the other two characters, this meter decreases as Iceman slows down. If Iceman is not moving fast enough, he'll become unable to attack.

**Lower Left-Hand Corner** – You'll often be aided by one of your fellow X-Men. When this happens, their Health and Energy Meters will be displayed in the lower left-hand corner of the screen. Be aware of your teammate's stats, not only are they a fellow mutant, but they're critical to the success of your mission!

**Tech and Tokens** – As you progress through the game, you'll encounter a number of collectible icons throughout the various levels. The Weapon X tokens unlock the character's street costume, while the Sentinel Tech unlocks the comic costume. For hidden items, check any breakable objects, look behind objects and in out of the way locations.

## Mini-Map



The mini-map will help keep you on track and out of trouble, pointing out the locations of both enemies and objectives in the immediate area.

**Blue Arrow** – Shows player character position and facing.

**Green Arrow** – Shows friendly character position and facing.

**Red Arrow** – Shows enemy character position and facing.

**White Arrow** – Shows direction of current objective.

**White Dot** – Shows position of current objective.

## Mutant Evolution

Based on the level of difficulty each mission is played at, different amounts of mutations are rewarded at the end of the missions. If any mutations are acquired, then you're given access to the Mutant Evolution screen. Here, press **←** **→** on the directional buttons to highlight the mutation and the **⊗** button to select it and continue to the next mission. If you make a mistake, you can use the **⊙** button to de-select the mutation.

### Wolverine

**Health** – Increases size of Health Meter.

**Strength** – Increases attack damage.

**Blocking** – Increases the amount of damage Wolverine can block before being hit.

**Healing Factor** – Increases the regeneration speed of the Health Meter.

**Fury** – Increases the duration of Wolverine's Fury.

### Nightcrawler

**Health** – Increases size of Health Meter.

**Brawling** – Increases ground attack damage.

**Precision** – Increases jump attack damage.

**Relocation** – Decreases the amount of time between Teleport Behind Enemy attacks.

**Shadow Aura** – Decreases the duration between Shadow Aura uses.

### Iceman

**Health** – Increases size of Health Meter.

**Ice Beam** – Increases Ice Beam attack damage.

**Hailstorm** – Increases Hailstorm attack damage.

**Ice Healing** – Increases the regeneration speed of the Health Meter.

**Balance** – Decreases Iceman's chances of falling.

## Gameplay Tips

- Wolverine can be very effective at knocking back large numbers of enemies by using the **⊙** button. This attack doesn't inflict a great deal of damage, but it's invaluable when fighting large groups of enemies at one time.
- If Wolverine is being attacked by long-range shooters, he can activate his Fury mode (the **R2** button) and perform a lunge move by pressing the **△** button. This allows Wolverine to essentially jump across the room and eliminate enemies who are attacking him from a distance.
- Wolverine can be very efficient at evading enemies by performing a roll. Pressing the **LT** button and a direction on the left analog stick allows Wolverine to roll in whichever direction the directional buttons are pressed, providing a useful tool when being attacked by large groups of enemies.
- Nightcrawler's best ability is teleportation. Don't be afraid to back off from an enemy just to use another teleportation attack!
- Be sure to vary Iceman's attacks. He is more effective when using his Hailstorm attacks in conjunction with his Ice Beam attacks.



# Credits

## Z-Axis Games

### Executive Producer

Scott Bandy

### Producer

Trevor Jalowitz

### Associate Producer

Josh Hendren

### Assistant Producer

Shinichiro Ohyama

### Creative Director

Jens Andersen

### Lead Game Designer

Jason Vandenbergh

### Character Designers

Brian Kaiser

Ian Slutz

Travis George

### Level Designers

Casey Holtz

Drew Mobley

June Park

Mark Girouard

Mat Kraemer

Ray Yeomans

Rob Garrett

Steve Ross

Victor S. Mercieca

### Additional Design Support

Tin Guerrero

### Development Directors

Randy Condon

Nana Wallace

### Associate

### Development Directors

Dave Wehr

Sarah Fuchs

### Technical Director

Bill Chinn

### Lead Software Engineers

Brian Morgan

Chris March

Jon Edwards

Ken Allen

Todd Growney

### Senior Software Engineers

Cédric Bermond

David Grace

Kim Power

Meilin Wong

Nicholas Fullagar

Sami Tabikh

### Software Engineers

Amir Ebrahimi

Brian "Beej" Hall

Chandra Yalangi

Dave Nelson

Elijah Taylor

Erik Purins

George Loo

Gino Mirabelli

Jenny Huang

Kang Hyun Han

Kim Farrell

Nachi (King-Wah) Lau

Romerik Rousseau

Sam Kolb

### Engine Technical Director

Paul Murray

### Engine Engineers

Diyu Liu

Edwin Hui

Flavio Bortot

Tyson Jacobs

### Tools & Technology Director

Nick Torkos

### Tools Engineers

Chalana Bezawada

Ife Olowe

Jenny Spurlock

### Art Director

Mike Kawas

### Lead Character Artist

Matt Carter

### Character Artist

Lara Stowers

### Visual FX

Adam Murguia

Ken Brose

Shawn Kawa

### Lead Environment Artists

Brian Keffer

Duncan Knarr

Greg Holt

### Environment Artists

Anthony Hon

Edmund Leo

Gi Ung Kim

Jimmy Gutierrez

Mark Girouard

Mirena Rhee

Rachel Nador

Richard Green

Scott Juliano

Sherwin Viray

### Texture Artists

Andres "Yaky" Arellano

Carlos Fuentes

Chin-Han Hsu

Juan Ortiz

Kelley Lamsens

Kevin Evans

Luis Castro

Rui Tong

Z-KO Chuang

### Lead Lighter

Musa Sayyed

### Character Technical Director

Peter Carisi de Lappe

### Technical Artist

Thomas VanVelkinburgh

### Lead Concept Artist

Harrison Fong

### Concept Artists

Ben Shafer

Dave Reyes

Gia Manh Luc

Paul Sullivan

Simón Varela

Todd Pound

### Animation Director

Andrew Guevara

### Animators

Bob Jeffery

Dave Latour

Gavin Dell

Hector Fajardo

Russ Cahalan

Shane Ushijima

Stephen Weston

### Audio & Cinematic Executive Producer

Rade Stojsavljevic

### Audio Director/Lead Sound Designer

Nick Peck

### Audio Programmer

Stewart Miles

### Sound Designers

Aren Downie

David Hughes

### Associate Audio Producer/ Sound Integration

Ira Fay

### Assistant Audio Producer/ Sound Integration

Morgan Roberts

### Composers

John Ottman

Chance Thomas

Nick Peck

Stewart Miles

### Sound Interns

Jordan Stock

Seth Chapla

### Cinematic Director

Brice G. Cox, Jr.

### Lead Cinematic Artist

Warren J. Fu

### Cinematic Artists

Chris Stillman

Larry Chandler

Phillip Metschan

Christian Alzmann

Benton Jew

Brian O'Connell

### Localization Producer

Glen Egan

Ira Fay

### Build QA

Alan Grey

Yobo Shen

### Original Story

Chris Claremont

### Screenplay

Zak Penn

### Story & Dialogue

Brice G. Cox, Jr.

Jens Andersen

### Additional Dialogue

Aldric Saucier

### VP & General Manager

Craig Alexander

### IT Manager/Facilities

Justin Bennett

### IT Administrators

Jimil Borillo

Matt Stipicevich

### Senior Recruiter

Lisa Martin

### Special Thanks

Adrian Longland

Kate Bankson, Jim Boone

Rowena Napeek, Lacey Salet

Andrew Cove, Aldric Saucier

Stephen Frost, Lynn Burke

Mark Tanner, Kevin Chesnos

Gal Roth, Ray Cosico

Peep Chaintreuil, Will Kerr

Tom Hsu, Maria Lee

Ben Poblitz, Matthew Aranda

Todd Scott, Ben Sunshine-Hill

Jiayi Chong, Jon Horsley

Greg Callahan

Chiung Lung Chiang

## Activision

### Producer

Jeff Poffenbarger

### Executive Producer

Adam Goldberg

### Associate Producers

Vince Kudirka

Chris Williams

### Production Coordinators

Chris Palmisano

Scott Berri

Doug Grutzmacher

### Production Testers

Alex Hirsch

Lynn Harrold

Nathan McCoy

Danny "Judge" Waps

David Powers

### Additional Production Support

TQ Jefferson

### Vice President

Laird Malamed

### Head of World Wide Studios

Chuck Huebner

## QUALITY ASSURANCE/CUSTOMER SUPPORT

### Project Leads

Nicholas E. Weaver

Graham Hagmaier

Randolph L. S. d'Amore

### Senior Project Leads

Evan Button

Frank So

Henry Villanueva

Paul Colbert

### Managers

John Rosser, Day Shift

Adam Hartsfield, Night Shift

Jason Levine, Third Shift

### TEST TEAM

### Floor Coordinator

Dan Ludwig

### Floor Leads

Rob Alvarez

Hugh Bach

Kris Kauthen

Byron Brazil

Kevin Dandridge

Brian Keppler

Sean Peotter

Tim Scholefield

Guy Selga

### Database Managers

Josh Chandler

Evan Wingate

Chris Dolan

Jimmy Nguyen

Tim Shanks

Brian Marvin

### Testers

James Cha

Christo Assefi

Martin Quinn

Jader Chaves

Jared Bailey

Mike Niederquell

Anthony Gordon

Musa Datti

Todd Gershon

Cody Clark

Kellin Fitzpatrick

Armand Trajano

John Kelly

Mathew Solie

Joseph Hall

Daniel Madigan

Issei Nakamura

Ronald Bonanon

Dinari Lee

Geoffery Williams

Eric Kelly

Quixari Ruffin

Charlie Barkhorn

Brian Jackson

Jeffrey Plaza

Osborne Yu

Brandon Priecido

Jay Menconi

Menas Kapitsas

Dennis Duchscher

Daniel Simoneit

Jason Corica

Jeff Mitchell

Paul Carrion

Dennis Bernardo

Viet Pham

Dave Nguyen

Royal Roshto

Francisco Diaz

Alden Paguia

Sean McGoldrick

Ronald Ruhl

Wes Stratton

Joel McWilliams

James Bogert

Nic Dilucchio

Gerardo U. De Jesus

Nathan Jordan

Ramon Ramirez

Jennifer Reed

Michael Genardry

T'Challa Dion Jackson

Jamaal R. Thomas

Tony P. Henderson

Mike Winte

Matt Ryan

D.K. Ace Gibson

Mike Mejia

Jeff Arroyo

Adam Azami

Patrick Booth

William Camacho

Nic Dilucchio

Elliot Ehlig  
Jose Gamboa  
David Gamez  
James Gobert  
Andrew Jones  
Jeff Koyama  
Charles Love  
Alex Mejia  
Nelson Ngo  
Juan Noyola  
Trevor Page  
Bryan Papa  
Adamah Taylor

**Sr. Manager, Technical Requirements Group**  
Marilena Rixford

**Sr. Lead, Technical Requirements Group**  
Sión Rodriguez y Gibson

**Project Lead, Technical Requirements Group**  
Aaron Camacho

**Senior Testers, Technical Requirements Group**  
Robert Lara  
Marc Villanueva  
Kyle Carey  
Sasan Helmi

**Testers, Technical Requirements Group**  
Brent Toda  
Christopher Keithley

Dan Nichols  
David Wilkinson  
Jason Harris  
Keith Kodama  
Teak Holley  
Tomohiro Shikami  
Kenny Treantafilos  
Dustin Carter

## LOCALIZATIONS

**Senior Localization Project Manager**  
Carlos Garcia-Shelton

**Localization Consultant**  
Stephanie O'Malley Deming

**Localization Tools & Support**  
Xloc Inc.

## CENTRAL TECHNOLOGY

**Vice President of Technology**  
Steve Pearce

**Senior Art Director**  
Alessandro Tento

**Art Director**  
Kevin Chu  
**Producer**  
Nick Falzon

## MARKETING & PR

**Global Brand Manager**  
Brad Hisey

**Associate Brand Manager**  
Geoff Carroll

**Director, Global Brand Management**  
Robert Kostich

**Vice President, Global Brand Management**  
Will Kassoy

**Senior Director, Activation Games**  
Michelle Schroder

**Senior PR Manager, Activation Games**  
Ryh-Ming Poon

**Publicists, Activation Games**  
Aaron Grant  
Tamara Sandersen

**Junior Publicist, Activation Games**  
Lindsay Morio

## PACKAGING & MANUAL DESIGN

**SPECIAL THANKS**  
Mike Griffith, Ron Doornink  
Robin Kaminsky  
Kathy Vrabec  
Omari Valentine, Matthew Paul  
Jeff Chen, Graham Fuchs  
Joby-Rome Otero, Carl Schnurr

## Marvel Entertainment, Inc.

**Vice President & Executive Producer, Interactive**  
Ames Kirshen

**President, Worldwide Consumer Products**  
Tim Rothwell

**Legal Affairs**  
Seth Lehman  
Joshua M. Silverman  
Carl Suecoff

**Special Thanks**  
Avi Arad  
Kevin Feige  
Amy Sowers-Wyckoff

## Womb Music

**Music Composition**  
Rik Schaffer  
Jeff Dodson

**Casting & Voice Direction**  
Margaret Tang

**VO TALENT**  
**Professor Xavier**  
Patrick Stewart

**Wolverine**  
Hugh Jackman  
**Nightcrawler**  
Alan Cumming

**Iceman**  
Shawn Ashmore

**Sabretooth**  
Tyler Mane

**Multiple Man**  
Eric Dane

**Magneto, Additional VO**  
Dwight Schultz

**Beast, Additional VO**  
Gregg Berger

**Storm**  
Debra Wilson

**Lady Deathstrike**  
Vyan Pham

**Pyro, Additional VO**  
Steve Van Womer

**Silver Samurai**  
Keone Young

**Colossus, Additional VO**  
Brad Abrell

**Cyclops, Additional VO**  
James Arnold Taylor

**Jason Stryker, Additional VO**  
Steven Jay Blum

**Young Jason Stryker, Additional VO**  
Grey Delisle

**Janet Grey**  
Katherine Morgan

**Kitty Pryde**  
Kim Mai Guest

**Additional VO**  
Stephen Stanton  
Dee Baker  
Robin Atkin Downes

## CRI Middleware, Ltd.

**VIDEO COMPRESSION & PLAYBACK**



Softdec

## Secret Level, Inc.

**VIDEO COMPRESSION & PLAYBACK**

**UI Designer**  
George Rodgers

**President/Sidecar Architect**  
Jeremy Gordon

**Sidecar Tool Development**  
Paul Edmondson

**Artist**  
Ben Golus

**Artist**  
Casto Vocal

**VP of Development**  
Reeve S. Thompson



## Orange Design, Inc.

**SIDECAR USER INTERFACE PROGRAMMING**

**Lead Programmer**  
Susan Surapruik

**Technical Director**  
Fearghal O'Dea

**Executive Producer**  
Fred Sharples

## Bitstream, Inc.

**IN-GAME TEXT**



BITSTREAM

## Havok, Inc.

**PHYSICS GAME ENGINE**



## Brain Zoo Studios

**CINEMATIC WORK**

**Executive Producer**  
Mohammed Davoudian

**Producer**  
Karen Dixon

**Art Director/CG Lead**  
Hyon Kim

## Tiger Hare Studios

**CINEMATIC WORK**

**Project Supervisor**  
Aaron Weldon

**Compositing Supervisor**  
Brad Gayo

**2D Animation Supervisor**  
Norris Houk III

**3D Animation Supervisor**  
Dean Fowler

**3D Environment Lead**  
Lersak Bunupuradah

**Producer**  
Kathy Abbott-Mayer

**Creative Director**  
Michael Tigar

**Creative Director**  
Dave Hare

**Executive Producer**  
Michael Crapser

## MK Productions

**CINEMATIC WORK**

**Executive Producer & Chief Executive Officer**  
Melissa Kangeter

**Director**  
Peter Hermann

## XPEC Entertainment, Inc.

**ARTWORK**

**Supervisors**  
Kevin Yang  
Binge Wang  
Warren J. Fu

## Additional Music

*Suite from X2*  
Composed by John Otman  
Courtesy of  
Twentieth Century Fox  
Film Corporation

## Customer Support

*NOTE: Please do not contact Customer Support for hints/codes/cheats; only technical issues.*

**Internet:** <http://www.activision.com/support>

Our support section of the web has the most up-to-date information available. We update the support pages daily, so please check here first for solutions. If you cannot find an answer to your issue, you can submit a question/incident to us using the online support form. A response may take anywhere from 24–72 hours depending on the volume of messages we receive and the nature of your problem.

*NOTE: Internet support is handled in English only.*

*NOTE: The multiplayer components of Activision games are handled only through Internet support.*

**Phone:** (310) 255-2050

You can call our 24-hour voice-mail system for answers to our most frequently asked questions at the above number. Contact a Customer Support representative at the same number between the hours of 9:00 am and 5:00 pm (Pacific Time), Monday through Friday, except holidays.

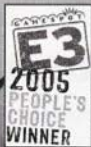
Please do not send any game returns directly to Activision without first contacting Customer Support. It is our policy that game returns/refunds must be dealt with by the retailer or online site where you purchased the product. Please see the Limited Warranty contained within our Software License Agreement for warranty replacements.

**Register your product online at [www.activision.com](http://www.activision.com)  
so we can enter you in our monthly drawing  
for a fabulous Activision prize.**



[www.bradygames.com](http://www.bradygames.com)

## Notes



**Winner, E3 People's Choice Award**  
- GameSpot.com

**"Best Spider-Man game ever"**  
- Yahoo! Video Games

**"A sight to behold"**  
- GameSpy.com

**NOW AVAILABLE ON GREATEST HITS - \$19.99**



★★★★★ **"A solid, riveting story  
combined with refined gameplay  
make this game outstanding."**  
- GamePro

**"9/10. One of the best console  
multi-player games available"**  
- GameInformer

**"Bigger and better than the original"**  
- Yahoo! Games

**MARVEL**

**ACTIVISION**

PlayStation 2

activision.com

USE OF THIS PROGRAM IS SUBJECT TO THE SOFTWARE LICENSE TERMS SET FORTH BELOW. "PROGRAM" INCLUDES THE SOFTWARE INCLUDED WITH THIS AGREEMENT, THE ASSOCIATED MEDIA, ANY PRINTED MATERIALS, AND ANY ON-LINE OR ELECTRONIC DOCUMENTATION, AND ANY AND ALL COPIES AND DERIVATIVE WORKS OF SUCH SOFTWARE AND MATERIALS. BY OPENING THIS PACKAGE, AND/OR USING THE PROGRAM, YOU ACCEPT THE TERMS OF THIS LICENSE WITH ACTIVISION, INC. ("ACTIVISION").

**LIMITED USE LICENSE.** Activision grants you the non-exclusive, non-transferable, limited right and license to use one copy of this Program solely and exclusively for your personal use. All rights not specifically granted under this Agreement are reserved by Activision. This Program is licensed, not sold. Your license confers no title or ownership in this Program and should not be construed as a sale of any rights in this Program.

**OWNERSHIP.** All title, ownership rights and intellectual property rights in and to this Program and any and all copies thereof (including but not limited to any titles, computer code, themes, objects, characters, character names, stories, dialog, catch phrases, locations, concepts, artwork, animation, sounds, musical compositions, audio-visual effects, methods of operation, moral rights, and any related documentation, incorporated into this Program) are owned by Activision or its licensors. This Program is protected by the copyright laws of the United States, international copyright treaties and conventions and other laws. This Program contains certain licensed materials and Activision's licensors may protect their rights in the event of any violation of this Agreement.

**YOU SHALL NOT:**

- Exploit this Program or any of its parts commercially, including but not limited to use at a cyber cafe, computer gaming center or any other location-based site. Activision may offer a separate Site License Agreement to permit you to make this Program available for commercial use; see the contact information below.
- Sell, rent, lease, license, distribute or otherwise transfer this Program, or any copies of this Program, without the express prior written consent of Activision.
- Reverse engineer, derive source code, modify, decompile, disassemble, or create derivative works of this Program, in whole or in part.
- Remove, disable or circumvent any proprietary notices or labels contained on or within the Program.
- Export or re-export this Program or any copy or adaptation in violation of any applicable laws or regulations.

**LIMITED WARRANTY.** Activision warrants to the original consumer purchaser of this Program that the recording medium on which the Program is recorded will be free from defects in material and workmanship for 90 days from the date of purchase. If the recording medium is found defective within 90 days of original purchase, Activision agrees to replace, free of charge, any product discovered to be defective within such period upon its receipt of the Product, postage paid, with proof of the date of purchase, as long as the Program is still being manufactured by Activision. In the event that the Program is no longer available, Activision retains the right to substitute a similar program of equal or greater value. This warranty is limited to the recording medium containing the Program as originally provided by Activision and is not applicable to normal wear and tear. This warranty shall not be applicable and shall be void if the defect has arisen through abuse, mistreatment, or neglect. Any implied warranties prescribed by statute are expressly limited to the 90-day period described above.

EXCEPT AS SET FORTH ABOVE, THIS WARRANTY IS IN LIEU OF ALL OTHER WARRANTIES, WHETHER ORAL OR WRITTEN, EXPRESS OR IMPLIED, INCLUDING ANY WARRANTY OF MERCHANTABILITY, FITNESS FOR A PARTICULAR PURPOSE OR NON-INFRINGEMENT, AND NO OTHER REPRESENTATIONS OR CLAIMS OF ANY KIND SHALL BE BINDING ON OR OBLIGATE ACTIVISION.

When returning the Program for warranty replacement please send the original product disks only in protective packaging and include: (1) a photocopy of your dated sales receipt; (2) your name and return address typed or clearly printed; (3) a brief note describing the defect, the problem(s) you are encountering and the system on which you are running the Program; (4) if you are returning the Program after the 90-day warranty period, but within one year after the date of purchase, please include check or money order for \$20 U.S. currency per disc replacement. Note: Certified mail recommended.

In the U.S. send to: Warranty Replacements, Activision, Inc., P.O. Box 67713, Los Angeles, California 90067

**LIMITATION ON DAMAGES.** IN NO EVENT WILL ACTIVISION BE LIABLE FOR SPECIAL, INCIDENTAL OR CONSEQUENTIAL DAMAGES RESULTING FROM POSSESSION, USE OR MALFUNCTION OF THE PROGRAM, INCLUDING DAMAGES TO PROPERTY, LOSS OF GOODWILL, COMPUTER FAILURE OR MALFUNCTION AND, TO THE EXTENT PERMITTED BY LAW, DAMAGES FOR PERSONAL INJURIES, EVEN IF ACTIVISION HAS BEEN ADVISED OF THE POSSIBILITY OF SUCH DAMAGES. ACTIVISION'S LIABILITY SHALL NOT EXCEED THE ACTUAL PRICE PAID FOR THE LICENSE TO USE THIS PROGRAM. SOME STATES/COUNTRIES DO NOT ALLOW LIMITATIONS ON HOW LONG AN IMPLIED WARRANTY LASTS AND/OR THE EXCLUSION OR LIMITATION OF INCIDENTAL OR CONSEQUENTIAL DAMAGES, SO THE ABOVE LIMITATIONS AND/OR EXCLUSION OR LIMITATION OF LIABILITY MAY NOT APPLY TO YOU. THIS WARRANTY GIVES YOU SPECIFIC LEGAL RIGHTS, AND YOU MAY HAVE OTHER RIGHTS WHICH VARY FROM JURISDICTION TO JURISDICTION.

**TERMINATION.** Without prejudice to any other rights of Activision, this Agreement will terminate automatically if you fail to comply with its terms and conditions. In such event, you must destroy all copies of this Program and all of its component parts.

**U.S. GOVERNMENT RESTRICTED RIGHTS.** The Program and documentation have been developed entirely at private expense and are provided as "Commercial Computer Software" or "restricted computer software." Use, duplication or disclosure by the U.S. Government or a U.S. Government subcontractor is subject to the restrictions set forth in subparagraph (c)(1)(ii) of the Rights in Technical Data and Computer Software clauses in DFARS 252.227-7013 or as set forth in subparagraph (c)(1) and (2) of the Commercial Computer Software Restricted Rights clauses at FAR 52.227-19, as applicable. The Contractor/Manufacturer is Activision, Inc., 3100 Ocean Park Boulevard, Santa Monica, California 90405.

**INJUNCTION.** Because Activision would be irreparably damaged if the terms of this Agreement were not specifically enforced, you agree that Activision shall be entitled, without bond, other security or proof of damages, to appropriate equitable remedies with respect to breaches of this Agreement, in addition to such other remedies as Activision may otherwise have under applicable laws.

**INDEMNITY.** You agree to indemnify, defend and hold Activision, its partners, affiliates, contractors, officers, directors, employees and agents harmless from all damages, losses and expenses arising directly or indirectly from your acts and omissions to act in using the Product pursuant to the terms of this Agreement.

**MISCELLANEOUS.** This Agreement represents the complete agreement concerning this license between the parties and supersedes all prior agreements and representations between them. It may be amended only by a writing executed by both parties. If any provision of this Agreement is held to be unenforceable for any reason, such provision shall be reformed only to the extent necessary to make it enforceable and the remaining provisions of this Agreement shall not be affected. This Agreement shall be construed under California law as such law is applied to agreements between California residents entered into and to be performed within California, except as governed by federal law and you consent to the exclusive jurisdiction of the state and federal courts in Los Angeles, California. If you have any questions concerning this license, you may contact Activision at 3100 Ocean Park Boulevard, Santa Monica, California 90405, (310) 255-2000, Attn: Business and Legal Affairs, legal@activision.com.



# UNLEASH THE GREATEST SUPER HERO™ ALLIANCE EVER



# ULTIMATE ALLIANCE

## COMING TO NEXT GEN FALL 2006



[activision.com](http://activision.com)

RATING PENDING



Visit [www.esrb.org](http://www.esrb.org)  
for updated rating  
information.

MARVEL, and all related character names and the distinctive likenesses thereof are trademarks of Marvel Characters, Inc., and are used with permission. Copyright © 2006 Marvel Characters, Inc. All rights reserved. [www.marvel.com](http://www.marvel.com) This Interactive game is produced under license from Marvel Characters, Inc. "Super Hero" is a co-owned registered trademark. Game © 2006 Activision Publishing, Inc. Activision is a registered trademark of Activision Publishing, Inc. All rights reserved. All other trademarks and trade names are the properties of their respective owners. The ratings icon is a registered trademark of the Entertainment Software Association. All other trademarks and trade names are the properties of their respective owners.

MARVEL, X-MEN and all related character names and the distinctive likenesses thereof are trademarks of Marvel Characters, Inc., and are used with permission. Copyright © 2006 Marvel Characters, Inc. All rights reserved. [www.marvel.com](http://www.marvel.com) This Interactive game is produced under license from Marvel Characters, Inc. X-Men The Last Stand Motion Picture and Images from Motion Picture © 2006 Twentieth Century Fox Film Corporation. All rights reserved. Game © 2006 Activision Publishing, Inc. Activision is a registered trademark of Activision Publishing, Inc. All rights reserved.

81427.226.US