

⚠ WARNING: PHOTOSENSITIVITY/EPILEPSY/SEIZURES

READ BEFORE USING YOUR PLAYSTATION®2 COMPUTER ENTERTAINMENT SYSTEM.

A very small percentage of individuals may experience epileptic seizures or blackouts when exposed to certain light patterns or flashing lights. Exposure to certain patterns or backgrounds on a television screen or when playing video games may trigger epileptic seizures or blackouts in these individuals. These conditions may trigger previously undetected epileptic symptoms or seizures in persons who have no history of prior seizures or epilepsy. If you, or anyone in your family, has an epileptic condition or has had seizures of any kind, consult your physician before playing. IMMEDIATELY DISCONTINUE use and consult your physician before resuming gameplay if you or your child experience any of the following health problems or symptoms:

- dizziness
- altered vision
- eye or muscle twitches
- loss of awareness
- disorientation
- seizures
- any involuntary movement or convulsion

RESUME GAMEPLAY ONLY ON APPROVAL OF YOUR PHYSICIAN.

Use and handling of video games to reduce the likelihood of a seizure

- Use in a well-lit area and keep as far away as possible from the television screen.
- Avoid large screen televisions. Use the smallest television screen available.
- Avoid prolonged use of the PlayStation®2 system. Take a 15-minute break during each hour of play.
- Avoid playing when you are tired or need sleep.

Stop using the system immediately if you experience any of the following symptoms: lightheadedness, nausea, or a sensation similar to motion sickness; discomfort or pain in the eyes, ears, hands, arms, or any other part of the body. If the condition persists, consult a doctor.

WARNING TO OWNERS OF PROJECTION TELEVISIONS:

Do not connect your PlayStation®2 system to a projection TV without first consulting the user manual for your projection TV, unless it is of the LCD type. Otherwise, it may permanently damage your TV screen.

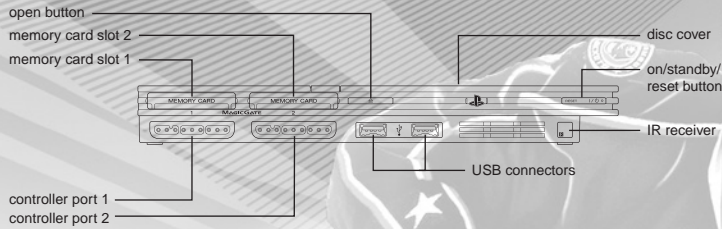
HANDLING YOUR PLAYSTATION®2 FORMAT DISC:

- This disc is intended for use only with PlayStation®2 consoles with the NTSC U/C designation.
- Do not bend it, crush it or submerge it in liquids.
- Do not leave it in direct sunlight or near a radiator or other source of heat.
- Be sure to take an occasional rest break during extended play.
- Keep this compact disc clean. Always hold the disc by the edges and keep it in its protective case when not in use. Clean the disc with a lint-free, soft, dry cloth, wiping in straight lines from center to outer edge. Never use solvents or abrasive cleaners.

CONTENTS

Getting Started	2
Controls	3
Menu Controls	3
Game Controls	3
Main Menu	7
Pause Menu.....	7
Superstar Moves.....	8
Pro Tips	9
Backwards Skating	9
Fatigue	9
Pro Stick™.....	9
Shot Blocking and Diving	9
Intense Contact Controls	9
Limited Software Warranty And License Agreement.....	10

GETTING STARTED



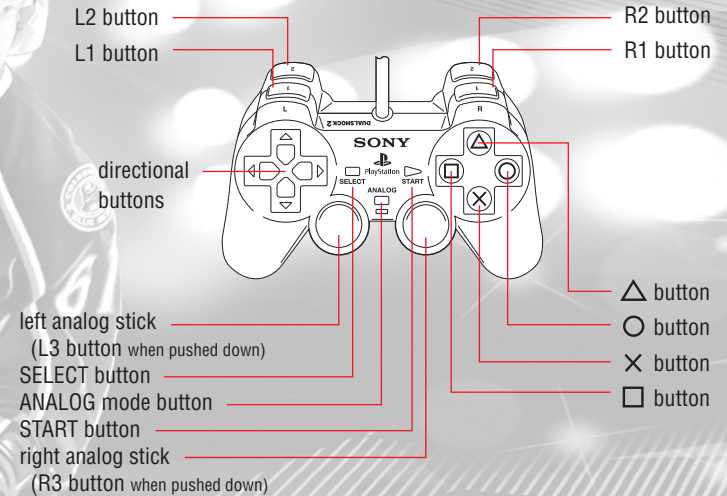
Set up your PlayStation®2 computer entertainment system according to the instructions supplied with your system. Check that the system is turned on (the on/standby indicator is green). Insert the *NHL 2K9* disc in the system with the label side facing up. Attach game controllers and other peripherals as appropriate. Follow the on-screen instructions and refer to this manual for information on using the software.

Memory Card (8MB)(for PlayStation®2)

To save game settings and progress, insert a memory card (8MB)(for PlayStation®2) into MEMORY CARD slot 1 of your PlayStation®2 system. You can load saved game data from the same memory card or any memory card (8MB)(for PlayStation®2) containing previously saved games.

CONTROLS

DUALSHOCK®2 ANALOG CONTROLLER CONFIGURATIONS































MENU CONTROLS

Navigate Menus	left analog stick
Help	○ button
Select option	× button

GAME CONTROLS

Offense With Puck	
Move player	left analog stick
Backwards Skating	L1 button + left analog stick
Pro Stick	right analog stick
On The Fly Coaching	directional button
Line Changes	L1 button + directional button
Shoot	○ button
Slap/Snap Shot	L1 button + ○ button
Player Deke	○ button
Quick Stop	L1 + ○ button
Dump	△ button

Slap Dump	L1 button +  button
Pass/Flip Pass	 button
Flip Pass	L1 button +  button
Pressure Control	L2 button
Speed Burst	R1 button
Sidestep	R2 button
Pressure Control	L2 button
Pro Control	R3 button
Superstar Moves	L3 button
Offense Without Puck	
Move player	left analog stick
Defensive Skating	L1 button + left analog stick
Intense Contact	right analog stick
Total Stick Control	L1 button + right analog stick
On The Fly Coaching	directional buttons
Line Changes	L1 button + directional button
Change Players	 button
Check / Push / Pin	 button
Hook	L1 button +  button
Poke Check	 button
One-Timer / Deflection	 button
Poke Dive	L1 button +  button
Speed Burst	R1 button
Shot Block / Knee Drop	R2 button
Select Goalie	L1 + R2 buttons
Pro Control	R3 button
Pressure Control	L2 button
Defense	
Move player	left analog stick
Defensive Skating	L1 button + left analog stick
Intense Contact	right analog stick
Total Stick Control	L1 button + right analog stick
On The Fly Coaching	directional buttons
Line Changes	L1 button + directional buttons
Change Players	 button
Check / Push / Pin	 button
Hook	L1 button +  button
Poke Check	 button
Change Players	 button

Loose Shot	 button
Poke Dive	L1 button +  button
Shot Block / Knee Drop	R2 button
Select Goalie	L1 + R2 buttons
Speed Burst	R1 button
Pressure Control	L2 button
Board Pin	
Move player	left analog stick
On The Fly Coaching	directional buttons
Line Changes	L1 button + directional buttons
Change Players	 button
Cancel Pin	 button
Push	 button
Board Pinned	
Move player	left analog stick
On The Fly Coaching	directional buttons
Line Changes	L1 button + directional buttons
Change Players	 button
Elbow	 button
Kick Puck	 button
Fighting	
Move player	left analog stick
Duck / Avoid	 button
Knock Grab	 button
Punch	 button
Uppercut	 button
Taunt Opponent	L2 button
Fake Big Punch	R2 button
Grab Using Left Arm	L1 button
Grab Using Right Arm	R1 button
Penalty Shot	
Move player	left analog stick
Protect Puck	 button
Shoot	 button
Goalie Deke	L1 + right analog stick
Select Goalie	L1 + R2 buttons
Goalie With Puck	
Move player	left analog stick
Line Changes	L1 button + directional buttons

Leave Puck	⊙ button
Clear	Ⓜ button
Pro Control	R3 button
Pass	⊗ button
Cover	△ button
Goalie Without Puck	
Move player	left analog stick
Maximum Goaltending	right analog stick
On The Fly Coaching	directional buttons
Line Changes	L1 + directional buttons
Check / Slash	⊙ button
Poke Check	Ⓜ button
Poke Dive	L1 button + Ⓜ button
Save / Best Stance	△ button
Best Stance	R1 button
Pro Control	R3 button
Goalie With Puck	
Move player	left analog stick
Line Changes	L1 + directional button
Drop Puck	⊙ button
Drop Clear	Ⓜ button
Cover	△ button
Drop Pass	⊗ button
Pro Control	R3 button
Face-Off	
Disable Action	R1 + R2 button
Take Face-off	⊙ button
Change Players	Ⓜ button
Draw Puck	⊗ button

MAIN MENU

Once the game loads, press the **START** button and select your Profile to reach the Main Menu.

Quick Game – Hop right into the action! Pick your team and head out to the ice.

Hit The Ice! – Learn all the moves in NHL 2K9 that will take your game to the next level. You can practice Superstar Moves and On the Fly Coaching, and play Shootouts or Free Skate.

Party Mode – Have fun with NHL 2K9's Extras – Battle Mode or Elimination.

Game Modes – Load or play in a new Franchise, Season, Tournament, Pond Hockey or Mini-Rink game.

The Skybox – The Skybox is where you can view your progress in the game. Check out your stats, view the challenges that you have completed, view the Stanley Cup®, view and purchase the unlockables, and see the trophies that you have earned.

Options – Set your Game Styles, Settings and Strategies; adjust controls or view the layout; set your presentation; adjust the music; and save your options.

About the Game – View the credits for the people that worked on the game.

Online – Go online and see if you can compete with some of the best players from around the world.

PAUSE MENU

Press the **START** button during the game to bring up the Pause Menu.

Resume – Get back into the game.

Replay – View the replay of the exciting action on the ice.

Stats – View the stats of the current game.

Options – Adjust your game settings, play style, and the music and sound effects volume.

Team Strategy – Adjust your team strategy to best suit your own style of play. This will help get your teammates in sync with the way you hit the ice.

Gameplay Features – View the gameplay features in the game.

Exit – Quit the game.

SUPERSTAR MOVES

NHL 2K9 gives you unprecedented control over the game of hockey, and with Superstar Moves you will see some of the greatest moves out there. From the Main Menu, select Hit The Ice! and then Superstar Moves to get a walkthrough of this feature. With a little practice, you will be making through the legs shots, one-hand reaches and more. Not all players will have each of these Superstar Moves though - what they can do depends on their Agility rating and Puck Handling skills.

Name	Combo (With L3 button)	Minimum Agility Rating	Minimum Puck Handling Rating
Fake Whiff	⊗, ⊗	50	50
Double Deke	⊗, △	75	85
Front to Backhand	⊗, □	60	75
Drag 'n' Drop	□, ⊗	88	88
Through the Legs	□, ○	75	70
Sweden '94	□, □	85	88
Shot Caller	○, ○	50	50
Batters Up	○, □	80	90

PRO TIPS

BACKWARDS SKATING

To skate backwards with the puck, hold down the L1 button. Your player will then face the net and move backwards without turning around. You can exit this mode by skating forward or using any form of speed burst. Your player will remain in this skating mode for a short period of time after you release the button, so you have time to let go of it and reach the pass and shoot controls.

FATIGUE

A good coach knows which players are going to be able to perform at 100% in the late stages of a game. Monitor your players' fatigue meters to find out who is going to have the most gas at the end of the game. Then you can edit your lines to build a better late game unit or put the right line on the ice at the end of the game.

PRO STICK™

Pro Stick™ makes its first appearance on the PlayStation 2 with NHL 2K9. Using the right analog stick, you now have the ability to stick handle left and right. You can also take a wrist shot by moving the right analog stick up, or a slap shot by moving it down, then up.

SHOT BLOCKING AND DIVING

To block a shot by kneeling or sliding in front of the puck, press the R2 button and your player will go down and sacrifice the body. In addition to blocking shots, this is a good way of blocking passes through the slot and long passes by an offensive player who is breaking out.

INTENSE CONTACT CONTROLS

These moves include hooking, slashing, spearing, and elbowing and will more often than not land you in the penalty box. Perform these by moving the right analog stick toward the opposing skater (or press and hold R3 and then move the right analog stick toward an opposing skater for maximum intensity). Be careful though - you are better off reserving use of intense contact controls for extreme situations only.

LIMITED SOFTWARE WARRANTY AND LICENSE AGREEMENT

YOUR USE OF THIS SOFTWARE IS SUBJECT TO THIS LIMITED SOFTWARE WARRANTY AND LICENSE AGREEMENT (THE "AGREEMENT") AND THE TERMS SET FORTH BELOW. THE "SOFTWARE" INCLUDES ALL SOFTWARE INCLUDED WITH THIS AGREEMENT, THE ACCOMPANYING MANUAL(S), PACKAGING AND OTHER WRITTEN, FILES, ELECTRONIC OR ON-LINE MATERIALS OR DOCUMENTATION, AND ANY AND ALL COPIES OF SUCH SOFTWARE AND ITS MATERIALS. BY OPENING THE SOFTWARE, INSTALLING, AND/OR USING THE SOFTWARE AND ANY OTHER MATERIALS INCLUDED WITH THE SOFTWARE, YOU HEREBY ACCEPT THE TERMS OF THIS AGREEMENT WITH TAKE-TWO INTERACTIVE SOFTWARE, INC.

LICENSE. Subject to this Agreement and its terms and conditions, Licensor hereby grants you the nonexclusive, non-transferable, limited right and license to use one copy of the Software for your personal use on a single console or computer (unless otherwise specified). The Software is being licensed to you and you hereby acknowledge that no title or ownership in the Software is being transferred or assigned and this Agreement should not be construed as a sale of any rights in the Software. All rights not specifically granted under this Agreement are reserved by Licensor and, as applicable, its licensors.

OWNERSHIP. Licensor retains all right, title and interest to this Software, including, but not limited to, all copyrights, trademarks, trade secrets, trade names, proprietary rights, patents, titles, computer codes, audiovisual effects, themes, characters, character names, stories, dialog, settings, artwork, sounds effects, musical works, and moral rights. The Software is protected by United States copyright and trademark law and applicable laws and treaties throughout the world. The Software may not be copied, reproduced or distributed in any manner or medium, in whole or in part, without prior written consent from Licensor. Any persons copying, reproducing or distributing all or any portion of the Software in any manner or medium, will be willfully violating the copyright laws and may be subject to civil and criminal penalties in the US or their local country. Be advised that US Copyright violations are subject to penalties of up to \$150,000 per violation. The Software contains certain licensed materials and Licensor's licensors may also protect their rights in the event of any violation of this Agreement.

LICENSE CONDITIONS

You agree not to:

- (a) Commercially exploit the Software;
- (b) Distribute, lease, license, sell, rent or otherwise transfer or assign this Software, or any copies of this Software, without the express prior written consent of Licensor;
- (c) Make copies of the Software or any part thereof;
- (d) Except as otherwise specifically provided by the Software or this Agreement, use or install the Software (or permit others to do same) on a network, for on-line use, or on more than one console at the same time;
- (e) Copy the Software onto a hard drive or other storage device in order to bypass the requirement to run the Software from the included CD-ROM or DVD-ROM (this prohibition does not apply to copies in whole or in part that may be made by the Software itself during installation in order to run more efficiently);
- (f) use or copy the Software at a computer gaming center or any other location-based site; provided, that Licensor may offer you a separate site license agreement to make the Software available for commercial use;
- (g) Reverse engineer, decompile, disassemble or otherwise modify the Software, in whole or in part;
- (h) Remove or modify any proprietary notices or labels contained on or within the Software; and
- (i) transport, export or re-export (directly or indirectly) into any country forbidden to receive such Software by

any U.S. export laws or accompanying regulations or otherwise violate such laws or regulations, that may be amended from time to time.

PRIVACY DISCLOSURE

INFORMATION COLLECTION. If you connect to the Internet when using the Software, either through PLAYSTATION Network, or any other method, Licensor may receive information from hardware manufacturers or platform hosts (such as Sony) and may automatically collect certain information from your console, handheld, computer, or other gaming platform. This information may include, but is not limited to, user IDs (such as gamer tags and screen names), game scores, game achievements, game performance, locations visited, buddylists, hardware MAC address, internet protocol address, and your usage of various game features. All information collected by Licensor is intended to be anonymous information that does not disclose your identity or constitute personal information, however, if you include personal information (such as your real name) in your user ID, then such personal information will automatically be transmitted to Licensor and used as described below.

INFORMATION USAGE. The information collected by Licensor may be posted by Licensor on publicly-accessible web sites, shared with hardware manufacturers, shared with platform hosts, shared with Licensor's marketing partners or used by Licensor for any other lawful purpose. If you do not want your information shared in this manner, then you should not use this Software.

LIMITED WARRANTY: Licensor warrants to you (if you are the initial and original purchaser of the Software) that the original storage medium holding the Software is free from defects in material and workmanship under normal use and service for 90 days from the date of purchase. If for any reason you find a defect in the storage medium during the warranty period, Licensor agrees to replace, free of charge, any Software discovered to be defective within the warranty period as long as the Software is currently being manufactured by Licensor. If the Software is no longer available, Licensor retains the right to substitute a similar Software of equal or greater value. This warranty is limited to the storage medium containing the Software as originally provided by Licensor and is not applicable to normal wear and tear. This warranty shall not be applicable and shall be void if the defect has arisen through abuse, mistreatment, or neglect. Any implied warranties prescribed by statute are expressly limited to the 90-day period described above.

Except as set forth above, this warranty is in lieu of all other warranties, whether oral or written, express or implied, including any other warranty of merchantability, fitness for a particular purpose or non-infringement, and no other representations or warranties of any kind shall be binding on Licensor.

When returning the Software subject to the limited warranty above, please send the original Software only to the Licensor address specified below and include: your name and return address; a photocopy of your dated sales receipt; and a brief note describing the defect and the system on which you are running the Software.

IN NO EVENT WILL LICENSOR BE LIABLE FOR SPECIAL, INCIDENTAL OR CONSEQUENTIAL DAMAGES RESULTING FROM POSSESSION, USE OR MALFUNCTION OF THE SOFTWARE, INCLUDING DAMAGES TO PROPERTY, LOSS OF GOODWILL, COMPUTER FAILURE OR MALFUNCTION AND, TO THE EXTENT PERMITTED BY LAW, DAMAGES FOR PERSONAL INJURIES, EVEN IF LICENSOR HAS BEEN ADVISED OF THE POSSIBILITY OF SUCH DAMAGES. LICENSOR'S LIABILITY SHALL NOT EXCEED THE ACTUAL PRICE PAID FOR USE OF THE SOFTWARE.

SOME STATES/COUNTRIES DO NOT ALLOW LIMITATIONS ON HOW LONG AN IMPLIED WARRANTY LASTS AND/OR THE EXCLUSION OR LIMITATION OF INCIDENTAL OR CONSEQUENTIAL DAMAGES, SO THE ABOVE LIMITATIONS AND/OR EXCLUSION OR LIMITATION OF LIABILITY MAY NOT APPLY TO YOU. THIS WARRANTY GIVES YOU SPECIFIC LEGAL RIGHTS, AND YOU MAY HAVE OTHER RIGHTS THAT VARY FROM JURISDICTION TO JURISDICTION.

TERMINATION: This Agreement will terminate automatically if you fail to comply with its terms and conditions. In such event, you must destroy all copies of the Software and all of its component parts. You can also end this Agreement by destroying the Software and all copies and reproductions of the Software and deleting and permanently purging the Software from any client server or computer on which it has been installed.

U.S. GOVERNMENT RESTRICTED RIGHTS: The Software and documentation have been developed entirely at private expense and are provided as "Commercial Computer Software" or "restricted computer software." Use, duplication or disclosure by the U.S. Government or a U.S. Government subcontractor is subject to the restrictions set forth in subparagraph (c)(1)(ii) of the Rights in Technical Data and Computer Software clauses in DFARS 252.227-7013 or as set forth in subparagraph (c)(1) and (2) of the Commercial Computer Software Restricted Rights clauses at FAR 52.227-19, as applicable. The Contractor/ Manufacturer is the Licensor at the location listed below.

EQUITABLE REMEDIES: You hereby agree that if the terms of this Agreement are not specifically enforced, Licensor will be irreparably damaged, and therefore you agree that Licensor shall be entitled, without bond, other security, proof of damages, to appropriate equitable remedies with respect any of this Agreement, in addition to any other available remedies.

INDEMNITY: You agree to indemnify, defend and hold Licensor, its partners, licensors, affiliates, contractors, officers, directors, employees and agents harmless from all damages, losses and expenses arising directly or indirectly from your acts and omissions to act in using the Software pursuant to the terms of the Agreement.

MISCELLANEOUS: This Agreement represents the complete agreement concerning this license between the parties and supersedes all prior agreements and representations between them. It may be amended only by a writing executed by both parties. If any provision of this Agreement is held to be unenforceable for any reason, such provision shall be reformed only to the extent necessary to make it enforceable and the remaining provisions of this Agreement shall not be affected. This Agreement shall be construed under New York law as such law is applied to agreements between New York residents entered into and to be performed within New York, except as governed by federal law and you consent to the exclusive jurisdiction of the state and federal courts in New York, New York.

IF YOU HAVE ANY QUESTIONS CONCERNING THIS LICENSE, YOU MAY CONTACT IN WRITING
TAKE-TWO INTERACTIVE SOFTWARE, INC. 622 BROADWAY, NEW YORK, NY 10012.

OBTAINING TECHNICAL SUPPORT/SERVICE

To receive additional support, including troubleshooting assistance, please contact:

- web site <http://2Ksports.com/>
- e-mail customerservice@2Ksports.com
- telephone 1-415-507-7750

WARRANTY

2K Sports, a subsidiary of Take-Two Interactive Software, Inc., warrants to the purchaser only that the disc provided with this manual and the software Software coded on it will perform in accordance with the description in this manual when used with the specified equipment, for a period of 90 days from the date of purchase.

If this Software is found to be defective within 90 days of purchase, it will be replaced. Simply return the disc to 2K Sports or its authorized dealer along with a dated proof of purchase. Replacement of the disc, free of charge to the original purchaser (except for the cost to return the disc) is the full extent of our liability.

THIS WARRANTY IS IN LIEU OF ALL OTHER WARRANTIES, WHETHER ORAL OR WRITTEN, EXPRESSED OR IMPLIED. ALL IMPLIED WARRANTIES, INCLUDING THOSE OF MERCHANTABILITY AND FITNESS FOR A PARTICULAR PURPOSE, IF APPLICABLE ARE LIMITED IN DURATION TO 90 DAYS FROM THE DATE OF PURCHASE OF THIS PRODUCT.

2K Sports shall not be liable for incidental and/or consequential damages for the breach of any express or implied warranty including damage to property and, to the extent permitted by law, damage for personal injury, even if 2K Sports has been advised of the possibility of such damages. Some states do not allow the exclusion or limitation of any incidental or consequential damages or limitations on how long an implied warranty lasts, so the above limitations or exclusions may not apply to you. This warranty shall not be applicable to the extent that any provision of this warranty is prohibited by any federal, state, or municipal law, which cannot be pre-empted. This warranty gives you specific legal rights and may also have other rights, which may vary from state to state.

You may not reproduce, prepare derivative work based on, distribute copies of, offer for sale, sell, transfer ownership of, rent, lease, or lend to others the Software or accompanying documentation, or any portion or component of the Software or accompanying documentation; provided, however, that you may transfer the entire Software and accompanying documentation on a permanent basis as long as you retain no copies (including archival or backup copies) of the Software, accompanying documentation, or any portion or component of the Software accompanying documentation, and the receipt agrees to the terms of the agreement. Further you may not modify, reverse engineer, disassemble, decompile or translate the Software or accompanying documentation, or any portion or component of the Software or accompanying documentation, nor may you make any copies of the Software modules for use with other Softwares. This Software is intended for private use only.

Developed by Visual Concepts. © 2008 Take-Two Interactive Software and its subsidiaries. All rights reserved. 2K Sports, the 2K Sports logo, and Take-Two Interactive Software are all trademarks and/or registered trademarks of Take-Two Interactive Software, Inc. NHL and the NHL Shield are registered trademarks of the National Hockey League. All NHL logos and marks and team logos and marks depicted herein are the property of the NHL and the respective teams and may not be reproduced without prior written consent of NHL Enterprises, L.P. © 2008. All rights reserved. ©NHLPA. NHL 2K9 is an Officially Licensed Product of the NHLPA. NHLPA, National Hockey League Players' Association and the NHLPA Logo are trademarks of the NHLPA and are used under license by 2K Sports.

RSA BSAFE® SSL-C and Crypto-C software from RSA Security Inc. have been installed. RSA is a registered trademark of RSA Security Inc. BSAFE is a registered trademark of RSA Security Inc. in the United States and other countries. RSA Security Inc. All rights reserved.

This software uses "DNAS" (Dynamic Network Authentication System), a proprietary authentication system created by Sony Computer Entertainment Inc. to provide security and to help protect copyrighted content. The unauthorized transfer, exhibition, export, import or transmission of programs and devices circumventing its authentication scheme may be prohibited by law. For additional information, see www.us.playstation.com/DNAS.

For soundtrack, artist and label information please visit: www.2ksports.com/games/nhl2K9/

