

# Tak

and the Power of Juju



www.takgame.com



WWW.THQ.COM

EmuMovies

PlayStation 2



THQ INC. 27801 Agoura Rd., Suite 270, Calabasas Hills, CA 91301

SpongeBob SquarePants - Game and Software © 2000 THQ Inc. Developed by Heavy Iron Studios®. Portions of this software are Copyright 1998 - 2000 Criterion Software Ltd. and its Licensees. Created by Stephen Hillenburg. Tak and the Power of Juju - © 2000 Avalanche Software LLC. Developed by Avalanche Software. Avalanche Software and its logo are trademarks of Avalanche Software LLC. © 2000 Viacom International Inc. All rights reserved. Nickelodeon, SpongeBob SquarePants, Tak and the Power of Juju, and related titles, logos, and characters are trademarks of Viacom International Inc. Exclusively published and licensed by THQ Inc. THQ, Heavy Iron Studios and their respective logos are trademarks and/or registered trademarks of THQ Inc. All rights reserved. All other trademarks, logos and copyrights are property of their respective owners.



Non-stick  
**SpongeBob SquarePants**

Battle for Bikini Bottom



INSTRUCTION MANUAL **THQ**

**WARNING: READ BEFORE USING YOUR PLAYSTATION®2 COMPUTER ENTERTAINMENT SYSTEM.**

A very small percentage of individuals may experience epileptic seizures when exposed to certain light patterns or flashing lights. Exposure to certain patterns or backgrounds on a television screen or while playing video games, including games played on the PlayStation 2 console, may induce an epileptic seizure in these individuals. Certain conditions may induce previously undetected epileptic symptoms even in persons who have no history of prior seizures or epilepsy. If you, or anyone in your family, has an epileptic condition, consult your physician prior to playing. If you experience any of the following symptoms while playing a video game — dizziness, altered vision, eye or muscle twitches, loss of awareness, disorientation, any involuntary movement, or convulsions — **IMMEDIATELY** discontinue use and consult your physician before resuming play.

**WARNING TO OWNERS OF PROJECTION TELEVISIONS:**

Do not connect your PlayStation 2 console to a projection TV without first consulting the user manual for your projection TV, unless it is of the LCD type. Otherwise, it may permanently damage your TV screen.

**USE OF UNAUTHORIZED PRODUCT:**

The use of software or peripherals not authorized by Sony Computer Entertainment America may damage your console and/or invalidate your warranty. Only official or licensed peripherals should be used in the controller ports or memory card slots.

**HANDLING YOUR PLAYSTATION 2 FORMAT DISC:**

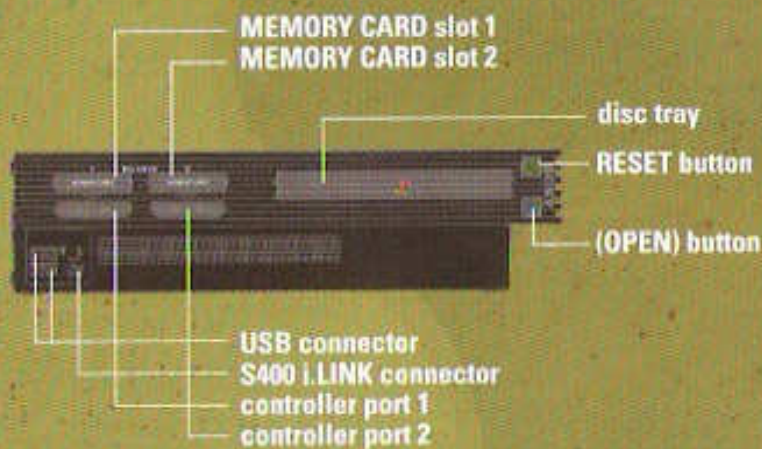
- This disc is intended for use only with PlayStation 2 consoles with the NTSC U/C designation.
- Do not bend it, crush it or submerge it in liquids.
- Do not leave it in direct sunlight or near a radiator or other source of heat.
- Be sure to take an occasional rest break during extended play.
- Keep this compact disc clean. Always hold the disc by the edges and keep it in its protective case when not in use. Clean the disc with a lint-free, soft, dry cloth, wiping in straight lines from center to outer edge. Never use solvents or abrasive cleaners.

**CONTENTS**

<b>GETTING STARTED</b>	2
<b>CONTROLS</b>	3
<b>PAUSE MENU</b>	4
<b>MAIN MENU</b>	5
<b>WHEN YOU WISH UPON A SHELL</b>	6
<b>INTRODUCING... OUR HEROES</b>	6
<b>ITEMS</b>	7
<b>LEVELS</b>	9
<b>BIKINI BOTTOM</b>	9
<b>JELLYFISH FIELDS</b>	9
<b>DOWNTOWN BIKINI BOTTOM</b>	9
<b>GOO LAGOON</b>	10
<b>POSEIDOME</b>	10
<b>ROCK BOTTOM</b>	10
<b>MERMALAIR</b>	11
<b>SAND MOUNTAIN</b>	11
<b>INDUSTRIAL PARK</b>	11
<b>KELP FOREST</b>	12
<b>FLYING DUTCHMAN'S GRAVEYARD</b>	12
<b>SPONGEBOB'S DREAM</b>	12
<b>CHUM BUCKET LAB</b>	13
<b>CREDITS</b>	14
<b>LIMITED WARRANTY</b>	21




## GETTING STARTED



Set up your PlayStation®2 computer entertainment system according to the directions in its instruction manual. Make sure the MAIN POWER switch (located in the back of the console) is turned on. Press the RESET button. When the power indicator light comes on, press the open button and the disc tray will open. Place the *SpongeBob SquarePants™ - Battle for Bikini Bottom* disc on the disc tray with the label side facing up. Press the open button again and the disc tray will close. Attach game controllers and other peripherals, as appropriate. Follow on-screen instructions and refer to this manual for information on using the software.

### SAVING

To save your game in progress, insert a Memory card (8 MB) (for PlayStation®2) into the MEMORY CARD slot 1 of the PlayStation 2 console before starting play. You can load your saved games from the same memory card or from any memory card with previously saved *SpongeBob SquarePants™ - Battle for Bikini Bottom* games.



## CONTROLS

### DUALSHOCK®2 ANALOG CONTROLLER CONFIGURATION



### BUTTON

directional buttons

- ⊗ button
- ⊕ button
- button

△ button

L1 button

R1 button

R2 button

Depress right analog stick

right analog stick

left analog stick

START button

### ACTION

Move Character

Jump (press twice to double jump)

Attack

SpongeBob - Bubble Bounce or Bubble Bowl

Patrick - Throw

Sandy - Lasso

Bubble Bash (SpongeBob only)

Secret Weapon (you'll find out about this later)

Talk to Characters or Read Signs

(also exits or enters levels)

Toggle Heads-up display

Change Camera View

Move Camera

Move Character

Pause Menu

## PAUSE MENU






When you pause the game, the following choices become available:



### RETURN TO GAME

The  button lets you Return to Game which returns you... back to the game!

### OPTIONS

The  button selects Options which allows you to Adjust Settings, Save Game (your game will auto save at some major points over your existing saved game, just in case you forget to save your progress), or Quit Game. Use the  button to confirm your choice or the  button to return back to the Pause Menu.

### TAKE THE TAXI

The  button lets you Take the Taxi, which takes you to parts of the game you've played before. Before you Take the Taxi, use the left analog stick to adjust the Jellyfish meter to the level you want to play on. Moving the left analog stick up or down will cycle through the levels. Moving the left analog stick left or right will cycle you through various sections of that level. If you see a question mark instead of a picture, it means you haven't been there yet. Once you've found the place you want to go to, press the  button to Take the Taxi.

## MAIN MENU

After the power is turned on, the title screen appears. Press the START button to go to the Main Menu screen. The Main Menu has the following five choices:

### NEW GAME

From here, players can start a New Game.

### LOAD GAME

To load a saved game, select one of the games in the save files.

### OPTIONS

From here, the following items can be adjusted:

- Sound Mode (Stereo or Mono)
- Vibration On/Off
- Music Volume
- SFX Volume

### CREDITS

Find out who worked on *SpongeBob SquarePants™ - Battle for Bikini Bottom*.

### EXTRAS

This section is filled with trailers for other new videogames and home videos from Nickelodeon!



## WHEN YOU WISH UPON A SHELL

Patrick and SpongeBob are playing with their toy robots, but they are getting bored. SpongeBob has the great idea to wish upon a magic wishing shell for real robots! They wake up the next morning to discover their wish has come true, but not exactly as they had hoped. An army of mindless robots is destroying Bikini Bottom and it is all SpongeBob's fault! What is he going to do?

Or maybe...

The night before, the evil Plankton put into motion his most diabolical plot ever. He created an army of robots using his new insidious device called the Duplicatotron 3000. The only problem is that he forgot to turn on the "obey Plankton" switch and now his robot army is running amok in Bikini Bottom.

So it is not SpongeBob's fault, but he does not know that...

What is a sponge to do?

## INTRODUCING... OUR HEROES

"As long as these pants are square and this sponge is Bob, I will not let Bikini Bottom down!"

Welcome to Bikini Bottom! Let's meet our three heroes, the ones who are going to save Bikini Bottom (at least we hope so!):




Maybe he's not the strongest, or even the handiest, but SpongeBob SquarePants has something no one else has - Bubble Blowing! From Bubble Viking Helmets to spinning Bubble Wands, SpongeBob's bubbly creations are unique.



Patrick, Happy Patrick. Patrick is very strong. He may not have Bubble Blowing or Lassoes but he's strong enough to pick up small robots and throw them long distances. Watch those robots fly!

6

## INTRODUCING... OUR HEROES



Sandy is our all-around action gal. With her trusty Lasso by her side, she can traverse long gaps, swing over hazards, or tie up those bad robots before they even get close. And let's not forget her squirrel Karate!

## ITEMS



Need to get to another part of Bikini Bottom? First, SpongeBob or his friends will have to earn Golden Spatulas by completing tasks.



Shiny Objects are used as currency. SpongeBob can use them to purchase Golden Spatulas or to gain access to some off-limit areas.



Nothing makes SpongeBob feel more like a new Sponge than a pair of clean underwear! Every time SpongeBob takes damage, he'll lose a pair so don't lose them all or you will return to the last check point! If you want SpongeBob to have even more underwear than he normally owns, find a pair of Golden Underwear. They're difficult to find, but oh so worth it.



Whenever you see this icon, walk SpongeBob over to it to turn into SpongeBall SquarePants. SpongeBob will roll himself into a ball!



Throw Fruits are found throughout the world and look like watermelons! Patrick can use them to destroy robots, fix things and to hit far away objects.



Texas Trailer Hitches can be found floating in mid-air. Sandy uses her Lasso to attach herself to these and launch herself over large gaps, or even move rapidly from one end of a level to the other.

7

## ITEMS



**Wood Tiki** - These are the most common Tikis in Bikini Bottom, and the easiest to break open.



**Floating Tiki** - Unlike other Tikis, these Tikis float around. Patrick's Throw moves come in handy when trying to open one of these.



**Shhh Tiki** - Shhhs are the shyest Tikis of the bunch. Using their big ears, these Tikis hide when someone approaches, only reappearing when the coast is clear. If you are playing as SpongeBob, try to sneak up to them quietly!



**Thunder Tiki** - Tread lightly around this grumpy Tiki. The slightest touch triggers a thunderous explosion a few seconds later. This explosion destroys surrounding Tikis and reduces health of whoever's nearby.



**Stone Tiki** - Constructed of solid rock, the stoic Stone Tiki is impervious to most attacks. Only SpongeBob's Cruise Bubble can break a Stone Tiki.



You must collect enough Shing Objects to pay the Clam to open up additional gameplay areas.



Taxi Stands will take SpongeBob to new levels once he has collected enough Golden Spatulas.



Use the Bus Stops to switch between playing SpongeBob, Patrick and Sandy.



Patrick's socks have been stolen by the menacing robots. Return Pat's socks to him, and he will reward SpongeBob with Golden Spatulas.



Information Signs give SpongeBob helpful tips along his adventure.

## LEVELS


### BIKINI BOTTOM



Hey SpongeBob! It's time to roust the neighbors and get some help! Of course, collecting Shing Objects and Golden Spatulas is a good thing too!

**Tip:** Want to know if you can talk to something? Look for the Floating **TALK** button icon.


### JELLYFISH FIELDS



Squidward's been stung by jellyfish! To help him, SpongeBob embarks on a dangerous journey to the top of Spork Mountain to collect King Jellyfish Jelly, the only known cure for severe jellyfish stings. The only problem is that King Jellyfish is up there and he's not interested in sharing.

**Tip:** If you need to swap out characters, look for a Bus Stop.

### DOWNTOWN BIKINI BOTTOM



There's trouble brewing in Downtown Bikini Bottom - robot trouble. SpongeBob heads there to find out what the word on the streets is and how he can help.



**Tip:** Sandy throws her Lasso at whatever the big pointing hand is, well ... pointing at.

## LEVELS

### GOO LAGOON



After Downtown, SpongeBob takes a minute to relax out at Goo Lagoon. The problem is the robots aren't taking it easy. Larry the Lobster needs SpongeBob's help - and fast!

Tip: If you need Patrick to pick up something, hit the  button once. If you want him to throw it, hit the  button again.

### POSEIDOME



Bikini Bottom's ultimate sporting venue has been infested with robots! King Neptune demands that SpongeBob and Patrick rid him of the robot menace.

### ROCK BOTTOM



Mrs. Puff tells SpongeBob that the robots are ransacking the Rock Bottom Museum! Can he find a way in and stop them before it's... gulp... too late?!


Tip: Having a problem spotting something? Try rotating your camera around to get a better look.

## LEVELS

### MERMALAIR



Gaspl! The wily robots have even invaded Mermaidman and Barnaclebob's secret lair! Can SpongeBob shut down the security system, disable the robots, and -shudder- defeat the evil of PRAWN before Mermaidman and Barnaclebob get back from their doctor appointments?

Tip: Want a little more zip in that bubble bowl? Just hold on to the  button a little longer... longer... yeah! That's about right!


### SAND MOUNTAIN



It's time for some tongue-boarding... Texas style! And if you jump down into a deep, dark, dank pit, Plankton will give you a Golden Spatula!

Tip: If you tap the  button three times, Sandy can use her Lasso like a helicopter.

### INDUSTRIAL PARK




Yuck! Nothing like liquid industrial waste to give an absorbent SpongeBob the shivers. And why does that giant robot you're fighting look so familiar?



## LEVELS

### KELP FOREST



It's dark. It's spooky. Must be the Kelp Forest. Be careful, or you might not be able to "leave."

**Tip:** For a nice bonus or two, try going back to previous levels as different characters. You might find a few hidden treasures that were left behind.

### FLYING DUTCHMAN'S GRAVEYARD



The Flying Dutchman's ghost is so upset he can't even work up the nerve to scare anyone. Those dastardly robots have commandeered his ship and are using it to battle each other. Can SpongeBob get the ship back?

**Tip:** Try talking to everyone you can. That's right! Everyone! They might know something you don't. Or they might have something for you to do. Or they might be lonely. Poor lonely people!

### SPONGEBOB'S DREAM



So sleepy... It's a SpongeBob dream! With Dream Bubbles! And Golden Spatulas! Well, it's just a dream. It can't hurt to grab a few things, can it?

**Tip:** For warping around levels, nothing beats a quick trip to the Pause Menu.

## LEVELS

### CHUM BUCKET LAB



Aha! Plankton's scheme has been unravelled and it's time to teach him a thing or two about gratuitous robot renewals, but some unexpected surprises still await SpongeBob.





# CREDITS

## Developer - HEAVY IRON

### Project Director

Shiraz Akmal

### Executive Producer

Lyle J. Hall

### Lead Programmer

Jason Hoehner

### Programmers

Dan Kallinorpen  
Mark Popp  
Amit Dharwadkar  
Neil Kaapuni  
Ryan A. Mapea  
Philo Howell  
Justin Wilder

### Lead Game Designer

Joel Goodsell

### Level Designers

Gary Sarout  
Matt Conhill  
Matt Ekins  
Keith Nakamura

### Art Director

Jeff Berting

### Lead Artist

Scott Chia

### Principal Artist

St. John Colon

### Artists

Joffery Black  
Thomas Breaden  
Alex Carbonero  
Alex Chavez  
Dorothy Chen  
Herbell Ilustru  
Edward Tott  
Thomas Olson

### Animation Director/

### Lead Animator

Gregory Ecklund

### Animators

Vivien Chang  
Daniel Flake  
Kyle Kirby  
Saurav Sarkar

### Assistant Producer

Kristian Davila

### Lead Tester

### Tester

Jess Glen

### Support Programming

Travis McIntosh  
Daniel Sims  
Svetoslav Todorov

### Additional Programming

Tim Doyle  
David Hart

### Additional Level Design

Justin Norr  
Kirk Tome

### Additional Artwork

Sina Sen

### System Administrator

Joschim Thuazu

### Operations Manager

Colin Walter

### Director of Technology

Shiraz Akmal

### General Manager

Lyle J. Hall

### Sound Design by

Hacienda Post

### Sound Supervision

Timothy J. Borquez  
Mark Howlett

### Sound Designers/Editors

Jeff Hutchins  
Tom Syxle  
Bobby Crew  
Matt Brown  
Charlie King

### Re-recording Mixers

Eric Freeman  
Timothy J. Borquez

### Recording Engineers

Dan Cabert  
Morgan Bernhard

### Sound Assistant

Tony Orozco

### MUSIC DESIGN BY

SABRE MUSIC

### Music Design & Supervision

Timothy J. Borquez

### Composers

Jimmy Levine  
Bobby Crew  
Alex Wilkinson

### Cast

#### Tom Kenny

SpongeBob, French Narrator, Gary

#### Bill Fagerbakke

Patrick

#### Carolyn Lawrence

Sandy Cheeks, Mermaid Computer

#### Doug Lawrence (Mr. Lawrence)

Plankton, Larry the Labster,  
Prawn, Fish Announcer

#### Rodger Bumpass

Squidward

#### Mary Jo Catlett

Mrs. Puff

#### Joe Whyte

Mermaidman, Mr. Krabs

#### Tim Conway

Barnacleboy

#### Brian Doyle-Murray

Rying Dutchman

#### John O'Hurley

King Neptune

#### Brad Arbell

Bubbie Buddy

### THQ

#### Project Manager

Keith Pope

#### Creative Manager

Petro Pisacek

#### Technical Director

Marcel Samek

#### Production Services

Jenae Pash  
Heather Leonard

#### Director, Project Management

Duncan Kershaw

### Vice President - Product Development

Philip Holt

### Test Leads

Ryan Canhu  
Alex "Sancho" Howlett  
Jason De Heras

### Testers

Enrique Castro  
Rebecca Andrews  
Jesse "Tree-Way" Austin  
Lorena Villa  
Bryan Williams  
Dennis Cezar  
Alejandro Pulido  
Anielle Jayme  
Walter Doyonant  
Erysin Kuhnke  
Victoria Lemar  
Brad Link  
Spencer Smilnick  
Jeffrey Perola  
Jerry Cortes  
Sean Cunningham  
Arthur Leo  
Robert Shaw  
Marcus Lee  
Dioscoro Rochino  
Greg Schwartz  
Nicole Gilbert  
Chris Joseph  
Tina Stevenson

### First Party Supervisors

Evan Icenbice  
Keith Michaelis  
Ian Sedensky

### First Party Specialists

Aidan Abrant  
Lon Arrowood  
Mark Aviles  
Joel Dapang  
Marc Durran  
Antonio Herrera  
Scott Ritchie  
Robin Scofield  
Jason Toni

### QA Technical Supervisor

Mona Weibel

### Database Applications Engineer

Jason Roberts

### Director of Quality Assurance

Monica Vallejo

# CREDITS

### Senior Vice President - Worldwide Marketing

Peter Dille

### Director, Global Brand Management

John Ardell

### Senior Product Marketing Manager

Daniela Conte

### Product Marketing Manager

Paul Neftalis

### Director, Creative Services

Howard Liebeskind

### Senior Manager, Creative Services

Kathy Helgason

### Associate Creative Services Manager

Melissa Both

### Manual Writer

Bill Maxwell

### Packaging Layout & Design

Chad Stroven - Baseline Group

### Director, International Brand Management

Michael Pattison

### Senior International Marketing & Services Manager

Sarah Biedtke

### Director of Localization

Suzanne Dieck

### Localization Engineer

Bernd Kurtz

### Senior Project Manager Art

Till Enzmann

### Special Thanks

Brian Farrell  
Jack Sorenson  
Tiffany Ternan  
Germaine Gioia  
Leslie Brown  
Terri Schiek  
Brandy A. Carrillo  
Tami Averna  
Emerson Escobar  
Shinal Patal  
Maurice Wilson

Joel Smith  
Liesel Varay  
Ben McClare

### Nickelodeon

VP of Media Products  
Nickelodeon Consumer Products  
Steve Youngwood

Director of Licensing Interactive,  
Home Video & Consumer  
Electronic  
Stacey Lane

Director of Production &  
Development for Interactive and  
Home Video  
Aly Sylvester

Manager Development and  
Production  
Erica "E" Ortiz

Marketing Coordinator  
Erica David

Production Assistant  
Jack Daley

### Nickelodeon Thanks

Leigh Anne Brodsky  
Eric Coleman  
Russell Hicks  
Chris Horton  
Deb Krasner  
Rob Leman  
Caleb Meurer  
Linnette Pastori  
Joe Sandbrook  
Brian Smith  
Lori Sauchman  
Stavt Young

Special thanks to  
Stephen Hillenborg


# BE CAREFUL WHAT YOU WISH FOR!

**Old Parents!**

# WISH FOR!

AVAILABLE NOW!

## BREAKIN' DA RULES



PlayStation 2



www.thq.com

© 2003 THQ Inc. © 2003 Vivendi International Inc. All rights reserved. Nickelodeon, The Adventures of Jimmy Neutron and all related items, logos, and characters are trademarks of Viacom International Inc. Created by Jimmy Neutron. Exclusively published by THQ Inc. THQ and the THQ logo are trademarks and/or registered trademarks of THQ Inc. All rights reserved. All other trademarks, logos and copyrights are the property of their respective owners. "PlayStation" and the "PS" Family logo are registered trademarks of Sony Computer Entertainment Inc. "Jet Fusion" and the "JF" Family logo are registered trademarks of THQ Inc.

# GOTTA JET!



AVAILABLE NOW!



PlayStation 2



www.nick.com






www.thq.com



© 2003 THQ Inc. © 2003 Vivendi International Inc. All rights reserved. Nickelodeon, The Adventures of Jimmy Neutron Boy Genius and all related items, logos, and characters are trademarks of Viacom International Inc. Exclusively published by THQ Inc. THQ and the THQ logo are trademarks and/or registered trademarks of THQ Inc. All rights reserved. All other trademarks, logos and copyrights are the property of their respective owners. "PlayStation" and the "PS" Family logo are registered trademarks of Sony Computer Entertainment Inc.



# Soak up the adventures!



**SpongeBob SquarePants books from Simon Spotlight, available wherever books are sold!**



Simon & Schuster Children's Publishing  
www.SimonSaysKids.com  
A Viacom Company

© 2003 Viacom International Inc. All Rights Reserved. Nickelodeon, SpongeBob SquarePants and all related titles, logos and characters are trademarks of Viacom International Inc. Created by Stephen Hillenburg.



## SPONGEBOB SQUAREPANTS GAME

**A wacky race to the Krusty Krab!**

Race around Bikini Bottom with SpongeBob, Patrick, Sandy and Squidward as you try and collect enough coins to get your favorite SpongeBob character into the Krusty Krab. It's Fast, Frenetic, super-absorbent excitement that'll have you "bringing it around town" before you know it.



Toy#43493

## SPONGEBOB SQUAREPANTS SPLASH-N-ROLL™ GAME

**A rolling, rollicking game that stands SpongeBob on his head.**

Roll zany pairs with your SpongeBob Dice then move your jellyfish. First one to SpongeBob's pineapple wins!



Toy#B0824

©2003 Mattel, Inc., El Segundo, CA 90245 U.S.A. All Rights Reserved.

©2003 Viacom International Inc. All Rights Reserved. Nickelodeon, SpongeBob SquarePants and all related titles, logos and characters are trademarks of Viacom International Inc. Created by Stephen Hillenburg.

\*Each sold separately and subject to availability.

# Check this out!

All new activity books featuring  
your favorite **NICKELODEON** shows!



These aren't  
your ordinary  
activity books!

You can look for these and other Nickelodeon activity titles wherever books are sold.

[www.goldenbooks.com](http://www.goldenbooks.com)  
[www.randomhouse.com/kids](http://www.randomhouse.com/kids)



© 2003 VIACOM INTERNATIONAL, INC. All Rights Reserved. NICKELODEON, SPONGEBOB SQUAREPANTS, JIMMY NEUTRON, ROCKET POWER, and all related titles, logos, and characters are trademarks of Viacom International Inc. Golden Books® and related trademarks and service marks are the property of Random House, Inc. © 2003 Random House, Inc.

## LIMITED WARRANTY

### Warranty and Service Information

In the unlikely event of a problem with your product ("Product"), you may only need simple instructions to correct the problem. Please contact the THQ Inc. ("THQ") Customer Service Department at (818) 888-0456 or on the web at <http://www.thq.com> before returning the Product to a retailer. Live Customer Service Representatives are available to help you Monday through Friday from 9am to 5pm PST or you can use our automated systems by phone or on the web 24 hours a day, 7 days a week. Please do not send any Product to THQ without contacting us first. Your 5-digit Product Code is **46037**. Please use this code to identify your Product when contacting us.

### Limited Warranty

THQ warrants to the best of THQ's ability to the original consumer purchaser of the Product that the medium on which the Product is recorded shall be free from defects in materials and workmanship for a period of ninety (90) days from the original date of purchase. The Product is sold "as is," without express or implied warranty of any kind, and THQ is not responsible for any losses or damages of any kind resulting from use of this Product. If a defect occurs during this ninety (90) day warranty period, THQ will either repair or replace, at THQ's option, the Product free of charge. In the event that the Product is no longer available, THQ may, in its sole discretion, replace the Product with a Product of comparable value. The original purchaser is entitled to this warranty only if the date of purchase is registered at point of sale or the consumer can demonstrate, to THQ's satisfaction, that the product was purchased within the last ninety (90) days.

### To receive warranty service:

Notify the THQ Customer Service Department of the problem requiring warranty service by calling (818) 888-0456 or on the web at <http://www.thq.com>. If the THQ service technician is unable to solve the problem by phone or on the web via e-mail, he will authorize you to return the Product, at your risk of damage, freight and insurance prepaid by you, together with your dated sales slip or similar proof of purchase within the ninety (90) day warranty period to:

THQ Inc.  
Customer Service Department  
2701 Agoura Road, Suite 230  
Calabasas Hills, CA 91301

THQ is not responsible for unauthorized returns of Product and reserves the right to send such unauthorized returns back to customers.

This warranty shall not be applicable and shall be void if: (a) the defect in the Product has arisen through abuse, unreasonable use, misreatment or neglect; (b) the Product is used with products not sold or licensed by Sony Computer Entertainment America or THQ including but not limited to, non-licensed game enhancement and copier devices, adaptors and power supplies; (c) the Product is used for commercial purposes (including rental); (d) the Product is modified or tampered with; (e) the Product's serial number has been altered, defaced or removed.

### Repairs after Expiration of Warranty

After the ninety (90) day warranty period, defective Product may be replaced in the United States and Canada for US\$25.00. The original purchaser is entitled to the replacement of defective Product for a fee, only if proof of purchase is provided to THQ. Make checks payable to THQ Inc. and return the product along with the original proof of purchase to the address listed above.

### Warranty Limitations

THIS WARRANTY IS IN LIEU OF ALL OTHER WARRANTIES AND REPRESENTATIONS. NO OTHER WARRANTIES OR REPRESENTATIONS OR CLAIMS OF ANY NATURE SHALL BE BINDING ON OR OBLIGATE THQ. ANY APPLICABLE IMPLIED WARRANTIES OR REPRESENTATIONS, INCLUDING WARRANTIES OF MERCHANTABILITY AND FITNESS FOR A PARTICULAR PURPOSE ARE HEREBY LIMITED TO NINETY (90) DAYS FROM THE DATE OF PURCHASE AND ARE SUBJECT TO THE CONDITIONS SET FORTH HEREIN. IN NO EVENT SHALL THQ BE LIABLE FOR CONSEQUENTIAL OR INCIDENTAL DAMAGES RESULTING FROM THE BREACH OF ANY EXPRESS OR IMPLIED WARRANTIES.

The provisions of this warranty are valid in the United States only. Some states do not allow limitations on how long an implied warranty lasts or exclusion of consequential or incidental damages, so the above limitations and exclusions may not apply to you. This warranty gives you specific legal rights, and you may also have other rights, which may vary from state to state.

### Warning

Copying of this Product or any of its contents or elements is illegal and is prohibited by United States and international copyright laws. Back-up or archival copies of this Product or any of its contents or elements are not authorized and are not necessary to protect your Product. United States and international copyright laws also protect this manual and other printed matter accompanying this Product. Violators will be prosecuted.