

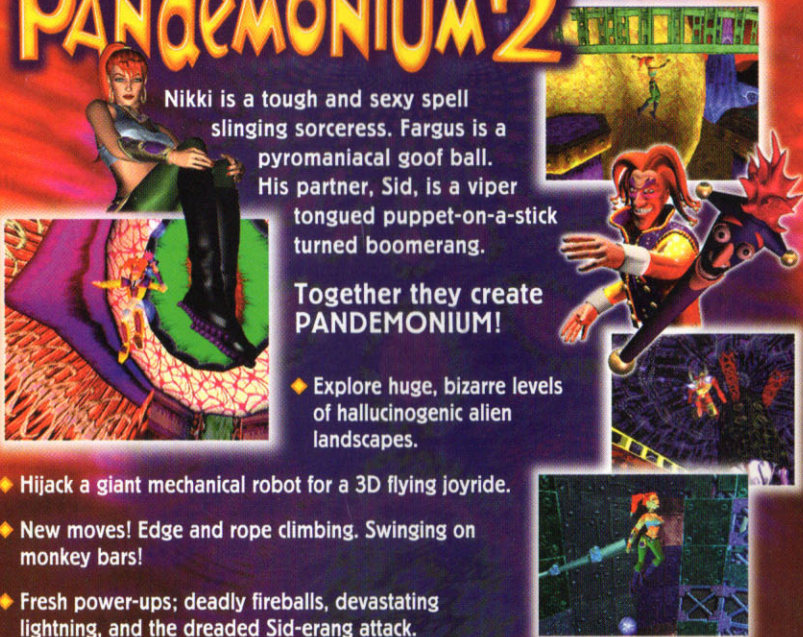
PANDEMONIUM 2™

Nikki is a tough and sexy spell slinging sorceress. Fargus is a pyromaniacal goof ball. His partner, Sid, is a viper tongued puppet-on-a-stick turned boomerang.

Together they create PANDEMONIUM!

◆ Explore huge, bizarre levels of hallucinogenic alien landscapes.

- ◆ Hijack a giant mechanical robot for a 3D flying joyride.
- ◆ New moves! Edge and rope climbing. Swinging on monkey bars!
- ◆ Fresh power-ups; deadly fireballs, devastating lightning, and the dreaded Sid-erang attack.



freegamemanuals.com

Crystal Dynamics, Pandemonium, Midway, and use with the trademarks of Sony Computer Entertainment Inc. of the Interactive Digital Software Association. U.S.A. THIS SOFTWARE IS COMPATIBLE WITH PLAYSTATION 2™ WITH THE NTSC U/C DESIGNATION. U.S. AND FOREIGN PATENTS PENDING.



NTSC U/C

PlayStation™

KIDS TO ADULTS



CONTENT RATED BY ESRB

SLUS-00598

GEX™

ENTER THE GECKO



WARNING: READ BEFORE USING YOUR PLAYSTATION™ GAME CONSOLE:

A very small percentage of individuals may experience epileptic seizures when exposed to certain light patterns or flashing lights. Exposure to certain patterns or backgrounds on a television screen or while playing video games, including games played on the PlayStation game console, may induce an epileptic seizure in these individuals. Certain conditions may induce previously undetected epileptic symptoms even in persons who have no history of prior seizures or epilepsy. If you, or anyone in your family, has an epileptic condition, consult your physician prior to playing. If you experience any of the following symptoms while playing a video game – dizziness, altered vision, eye or muscle twitches, loss of awareness, disorientation, any involuntary movement, or convulsions – IMMEDIATELY discontinue use and consult your physician before resuming play.

WARNING TO OWNERS OF PROJECTION TELEVISIONS:

Do not connect your PlayStation game console to a projection TV without first consulting the user manual for your projection TV, unless it is of the LCD type. Otherwise, it may permanently damage your TV screen.

HANDLING YOUR PLAYSTATION™ DISC:

- This compact disc is for use only with the PlayStation™ game console.
- Do not bend it, crush it, or submerge it in liquids.
- Do not leave it in direct sunlight or near a radiator or other source of heat.
- Be sure to take an occasional rest break during extended play.
- Keep this compact disc clean. Always hold the disc by the edges and keep it in its protective case when not in use. Clean the disc with a lint-free, soft, dry cloth, wiping in straight lines from center to outer edge. Never use solvents or abrasive cleaners.

OPERATION:



Setting Up	2	Screen Icons	13
Controls	3	Power-Ups	14
Camera Control	4	Collectibles	15
Mission Briefing	5	TV Remotes & Extra Rounds	16
Start Game	8	Pause Screens	17
Jeopardy!	10	Official Strategy Guide	18
TV Rejects	11	Responsible Parties	19
This Gecko Moves	12		

Need more GEX: ENTER THE GECKO game hints?

Call 1-900-737-4SOS (4767)

\$0.85/minute - 18+ - Touch Tone Only

Experienced game counselors available M-F 9:00 am - 5:00 pm PST.

Recorded hints available 24 hours a day.

For tech support, call 1-650-473-3434.

For warranty information, call 1-903-874-5092.

Published by Crystal Dynamics, Menlo Park, California.

Distributed by Midway Home Entertainment.

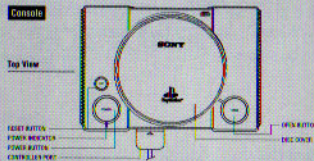
GEX and the GEX character are trademarks of Crystal Dynamics

©1998 Crystal Dynamics. All rights reserved

SETTING UP

PLAYSTATION GAME CONSOLE

1. Set up your PlayStation™ game console according to the instructions in its Instruction Manual.
2. Make sure the power is off before inserting or removing the CD.
3. Insert the **GEX: ENTER THE GECKO** CD and close the disc cover.
4. Insert game controllers and turn on the PlayStation™ game console.
5. Follow on-screen instructions to start a game.

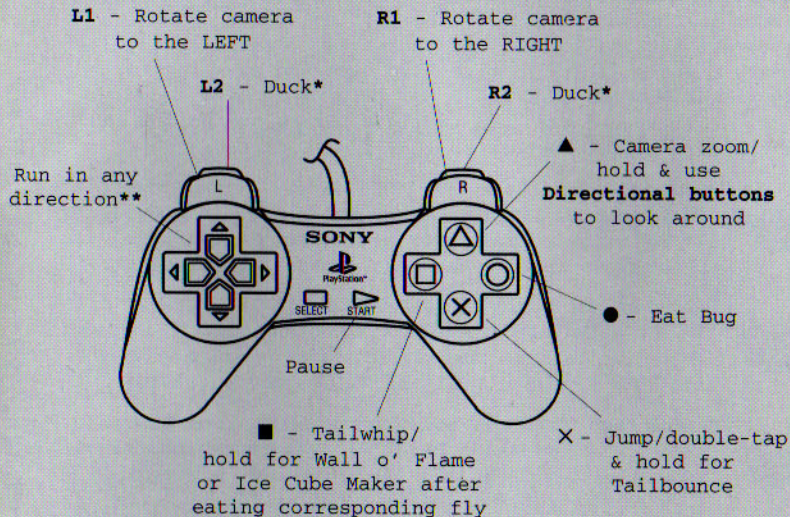


MEMORY CARDS

You can save games at their current level of progress onto memory cards, and resume play on previously saved games. Insert one or two memory cards (sold separately) into the PlayStation game console before starting play.

Important: Do not remove a memory card while saving or loading games; doing so could damage the game data.

CONTROLS



*Run + hold L2 or R2 + X = Karate Kick/Long Jump

**For the Sony Dual Analog Controller, the left thumb pad can be used in place of the Directional buttons when the red or green light is on.

TOP SECRET - EYES ONLY - CLASSIFIED - CONFIDENTIAL

TOP SECRET - EYES ONLY - CLASSIFIED - CONFIDENTIAL

CAMERA CONTROL

GEX: ENTER THE GECKO has three different camera settings. An icon in the bottom right corner of the screen shows the camera setting in use. You can change cameras at any time by pressing **Start** to pause the game and pressing the **Directional buttons** LEFT/RIGHT. During play, tap **▲** to move in or out through three zoom settings. Press and hold **▲** and use the **Directional buttons** to look in all directions.



Semi-Auto Cam (default): This camera automatically moves behind GEX when he stops moving. In general, it's the best camera for beginners. To override, press **L1** or **R1** to rotate the camera left or right.



Auto Cam: This camera follows behind GEX, always pointing in the direction GEX is looking. It is most effective in open spaces. You cannot manually override Auto Cam (i.e., **L1** and **R1** are not activated).



Manual Cam: This setting gives you complete camera control. By pressing **L1** or **R1**, you can swing the camera's view in a full 360° rotation, positioning it wherever you want. Manual Cam is the favorite of experienced players who want minimum computer assistance. Try using it when lining up technical jumps.

Note: Sometimes the game defaults to a fixed camera for a short period of time to assist you through difficult areas.

TOP SECRET - EYES ONLY - CLASSIFIED - CONFIDENTIAL

MISSION BRIEFING

It was such an easy life. Uneventful and fulfilling. A far cry from the paparazzi frenzy of a few years ago. Thinking back to those days brought a dull ache to GEX's forehead. Remembering the horrible press conference with the President, the mobs of groupies, the TV interviews as well as those compromising photos in *The International Inquirer* only made the pain worse.

Since GEX's retirement from the public eye in 1996, television held the only enjoyment in this young gecko's existence. GEX resigned himself to a life of solitude, tucked away in the Maui hillside with his life partner, a big-screen TV. And what a partnership they had. GEX was never bothered for an autograph, never needed to cuddle, and could shut his new friend up with a push of a remote control. His TV was GEX's true soul mate.

For two years, GEX started his day sharing a cup of coffee with Kung Fu Theater, a donut with his favorite cartoons and a bag of chips with His Majesty's Secret Service. Days, then weeks, blurred into one long television marathon. Never leaving the house without first checking with Dionne Warwick's psychic friends, GEX found himself on the verge of insanity.



TOP SECRET - EYES ONLY - CLASSIFIED - CONFIDENTIAL

MISSION BRIEFING CONT'D

And then things start getting interesting . . .



These two goons appear at his side, flash badges, and tell GEX that they work for a secret government agency. They need his assistance regarding an old acquaintance. GEX tells them that *The Inquirer* had it all wrong, that he only met Farrah that one night, and wishes she would stop bothering him. They tell him it's not about her, it's about Rez.

Ahh, Rez. The old tin can has returned and he's after the world's TV channels. Again. They want GEX to go back in and fix that. GEX tells them to find some other fool. He's saved the universe once already. Call in some other sucker, he's missing Colt Seavers reruns and he just loves Colt's gullible sidekick. But the skinny agent grabs him by the shoulders and then asks really nicely if GEX will help them out. GEX still says no.

The men tell him they understand, then smash him over the head with a blunt object. When GEX regains consciousness, he finds himself in an interrogation-style room, sitting on a chair under a single harsh light. He asks them how long he's been out. They tell him ever since the crowbar impacted the side of his skull.

MISSION BRIEFING CONT'D

The fat agent asks him what he knows about Rez. GEX tells them everything he knows, and once again, the men insist he help them. Suddenly the skinny guy reaches under a table and opens up a briefcase full of cold, hard cash. GEX takes one look at the pile and replies, "Now WHAT was it you wanted me to do?"




As GEX thumbs through the bills, the agents start taking his measurements. The goons throw in a secret agent suit - GEX knows how the ladies love a gecko in uniform. The fat agent starts to talk . . .

GEX's mission is to save television and make Rez "disappear." Plain and simple. The agents give GEX a map and instruct him to hide the body between Jimmy Hoffa's and Spuds Mackenzie's.

GEX replays the mission in his head as he leaves the building to get into his waiting limo. As he nears the car, a beautiful female agent walks up to him, introduces herself as Special Agent EXTRA and wishes him good luck in his mission to rescue television. She really loves television, she says with a giggle. As GEX steps into the limo he smiles and says to himself, "All right, Rez, it's tail time."

START GAME



1. The Main Menu appears at the start of a game.
2. Use the **Directional buttons** to highlight a selection, and press X to accept.
3. To return to the Main Menu during a game, press **Start** from the map screen, highlight QUIT and press X and then highlight OKAY and press X.

MAIN MENU OPTIONS

START: Start a new game from the Media Dimension Map.

LOAD: View options for loading and deleting games from the memory card. On the screen that appears, highlight MEMORY CARD and press X to choose card 1 or card 2. Highlight a saved game and press the indicated button to:

- X **LOAD** the saved game and resume playing it.
- **DELETE** the saved game.
- ▲ **EXIT** to the Main Menu.


START GAME CONT'D

OPTIONS: View options for adjusting CONTROLLER and SPEAKER settings. Press the indicated button to select:

- **SPEAKERS:** Adjust the volume of the game's SFX, MUSIC and VOICE. Press the **Directional buttons** LEFT/RIGHT to select a speaker, UP/DOWN to increase/decrease volume. Press: X to turn sound OFF; ● to change from stereo to mono; ▲ to exit.
- **CONTROLLER:** Remap the button controls for Jump, Tailwhip and Eat Bug. Press: X to change the actions of the button controls; ▲ to exit.

PASSWORD: Use passwords to begin new games at later levels, skipping levels already completed. On the Password screen, tap the controller's action buttons to

enter a password, and press X when the ACCEPT TV is highlighted. If the password is invalid, recheck it, use the **Directional buttons** to move the flashing cursor to a specific field, and make the correction. Choose ACCEPT and press X to re-enter the password. Press ▲ to exit to the Main Menu when ACCEPT is highlighted.



Note: Passwords are earned by completing game levels.

TOP SECRET - EYES ONLY - CLASSIFIED - CONFIDENTIAL

TOP SECRET - EYES ONLY - CLASSIFIED - CONFIDENTIAL

JEOPARDY!

NAVIGATING THE MEDIA DIMENSION MAP

1. Use the **Directional buttons** to move GEX to any TV on the map.
2. Jump onto the green button located in front of each TV and warp into the level. GEX must collect enough red remotes to gain access to static filled TVs.
3. Jump on floating platforms to fly to new map areas.

LEVEL MISSION HINTS

1. When GEX enters a level, a list of missions appears.
2. Press the **Directional buttons** UP/DOWN to highlight a mission and press X.
3. A hint will be revealed on how to obtain that mission's Red Remote (see page 16).



TOP SECRET - EYES ONLY - CLASSIFIED - CONFIDENTIAL

TV REJECTS

PRE-HISTORY CHANNEL

Go back to your distant roots when reptiles ruled the world and . . . yada, yada, yada. Hey, that guy could almost buy beer with my ID.

SCREAM TV

Who's ready to turn a headless 12-year-old knife-wielding brat into bratwurst? Hey, the little zombie has a discipline problem, OK? Meet a guy who lost his soul and other body parts. Check out some artwork that's worth dismembering. You gonna choose what's behind Door #1, Door #2 or Door #200?

CIRCUIT CENTRAL

Pay homage to all those strange Sci-Fi shows that snatched control of your TV set. Grab a charge and hit the launchers.

ROCKET CHANNEL

There are billions and billions of ways to get the intergalactic shaft here. GEXIE needs air!

TOON TV

It's open season on rabbits but you're a lizard, right? Beware of flowers bearing mallets. Drop into a hutch for a makeover. Those ears are just you!

KUNG-FU THEATER

Grab some take-out and then turn some guy into Kung Fu Chicken. Pulling out chest hair is no fair.

REZOPOLIS

Look out for Copafeelbots. After you see what Rez has to offer, you'll run to Rupert begging for shelter.

TOP SECRET - EYES ONLY - CLASSIFIED - CONFIDENTIAL

THIS GECKO MOVES

JUMP (DEFAULT X)

Use to reach high platforms.

TAILBOUNCE (DEFAULT X)

Tap the button twice and hold for AIR GEX.

TAILWHIP (DEFAULT ■)

Use to dismember enemies and destroy objects. Some monsters love punishment; they will hold out for several whacks before disintegrating.

EAT BUG (DEFAULT ●)

Use tongue to grab flies into your mouth and down the hatch.

WALL CLIMBING

Jump while pressing the **Directional buttons** toward a wall or ceiling. GEX will stick with true gecko grit.

Note: GEX's suction-cup paws can only stick to certain surfaces.

KARATE KICK

Run, hold down **L2** or **R2**, and when ready, press Jump to leap huge spans and kick some hairy monster butt.

CHECKPOINTS

Although GEX loves reruns, replaying the same area over and over can be frustrating.

To make your TV trippin' a little easier, in some of the larger levels GEX will come across Checkpoint TVs containing checkered flags. Run past one of these TVs and hit it with a Tailwhip to "mark your spot" in the level. Then if GEX loses a life, you will restart the level from that spot instead of from the beginning.

SCREEN ICONS




LIVES

When GEX gains or loses a Life, his number of Lives Remaining appears. GEX starts out with five Lives. Run out of Lives and your show is cancelled.



HIT PAWS

Hit Paws appear when GEX gains or loses a hit point. GEX can have up to four Hit Paws.



COLLECTIBLE COUNT

This number and a corresponding Collectible icon appear when you pick up that type of Collectible, to show how many you have so far. (For info on how Collectibles add up and what they're for, see page 15.)

TOP SECRET - EYES ONLY - CLASSIFIED - CONFIDENTIAL

TOP SECRET - EYES ONLY - CLASSIFIED - CONFIDENTIAL

POWER-UPS

Feed ME TV is on the air, and televisions are tuned in throughout the worlds. Tailwhip any boob-tube to crack it open and release a delicious fly. Snap up the fly with tongue action to collect power-ups or extra powers (good for a limited time only).*

GREEN HEALTH FLY

Add a Hit Paw. By eating Green Flies, GEX can gain up to a maximum of four Hit Paws at one time.

BLUE ICE FLY

"Ice Cube Maker." Freeze monsters by holding down Tailwhip and running around them. Release Tailwhip to cause the big chill. GEX is invincible for a limited period while chillin'. Contact with fire melts the power prematurely.



RED FIRE FLY

"Wall o' Flame." Fry enemies by holding down Tailwhip and running around them.

Release Tailwhip to deliver the damage.

GEX is invincible for a limited period while

buzzed on this power. Contact with water douses the effect early on.

PURPLE LIFE FLY

Gain one extra Life.

***Bonus:** Letting any fly circle GEX adds an extra Hit Paw.

COLLECTIBLES



Each GEX world has its own set of riveting TV Collectibles. These are divided into three "tiers" per world. You must collect a certain number of items in each tier before you can advance to the next tier (and eventually collect the Silver Remote).

COLLECTIBLES NEEDED TO ADVANCE

TIER 1	30
TIER 2	40
TIER 3	50

- In tiers 1 and 2, you receive an extra Life when you complete the tier.
- In tier 3, when you collect 50 items, you receive a Silver Remote. You also gain an extra Life for every additional 50 items (over the first 50) you collect.
- A Collectible icon and the number you have so far appear at the top right of the screen when you acquire an item.



TOP SECRET - EYES ONLY - CLASSIFIED - CONFIDENTIAL

TOP SECRET - EYES ONLY - CLASSIFIED - CONFIDENTIAL

TV REMOTES & EXTRA ROUNDS



Win entry into extra rounds by collecting TV Remotes.

RED REMOTES (Open New Levels)

Red Remotes reveal more channels for GEX to explore in the Media Dimension. Obtain Red Remotes by completing various missions in each world. Collect all the Red Remotes and be granted a surprise secret ending.

SILVER REMOTES (Open Bonus Levels)

Two Silver Remotes are stashed in each world. One is hidden somewhere and YOU have to find it. The other Silver Remote is yours when you acquire the Collectibles from all three tiers in that world (see page 15). When you collect three Silver Remotes, you gain entry to a Bonus Round.

GOLD REMOTES (Open Secret Levels)

Once in a Bonus Round, you have a set time limit to grab a random number of items. The Bonus Time Countdown and the Collectibles Countdown appear at the bottom of the screen. Make your quota in the allotted time and win a Gold Remote. Defeating a boss is another way to gain a Gold Remote plus access to new areas. Collect four Gold Remotes to gain access to a rare Secret Level.

Note: Press **Select** on the Media Dimension Map to see your current game stats. Press the "DIRECTIONAL BUTTONS" Left/Right to scroll through each level's stats.

PAUSE SCREENS

IN-LEVEL PAUSE

1. During a game, press **Start** to pause.
2. On the Pause menu, press the **Directional buttons** UP/DOWN to highlight your selection, and press X.

RESUME: Return to the game. (Pressing **Start** also unpauses the game.)

QUIT: Exit the current level and return to the Media Dimension Map by choosing Quit and selecting Okay.

MEDIA DIMENSION MAP PAUSE

1. See In-Level Pause above for instructions.

Note: The Quit option on the Media Dimension Map will exit to the Main Menu.

2. Press **Select** to bring up the following menu:

SAVE GAME: Preserve your current game as a new saved game.

RESUME PLAY: Resume the game you just exited, continuing on the map screen. (Pressing **Start** also unpauses the game.)

SEE PASSWORD: Display the password for your current game. Copy down the password and use it later to begin a game where you left off.

TOP SECRET - EYES ONLY - CLASSIFIED - CONFIDENTIAL

TOP SECRET - EYES ONLY - CLASSIFIED - CONFIDENTIAL

NOW THAT YOU'VE GOT THE GAME, ARM YOURSELF WITH THE POWER OF KNOWLEDGE!

Look for GEX: ENTER THE GECKO — THE OFFICIAL STRATEGY GUIDE at your local software or book retailer. Buy the book, send in the subscription card, and get a free 3 month subscription to PSExtreme, the unofficial monthly PlayStation magazine.

DIMENSION
P • U • B • L • I • S • H • I • N • G

To order direct call:

650-372-9787



3 Free issues offer valid only for U.S. residents. Crystal Dynamics, the Crystal Dynamics logo, GEX, and the GEX character are trademarks of Crystal Dynamics. ©1998 Crystal Dynamics. All rights reserved. PlayStation and the PlayStation logos are trademarks of Sony Computer Entertainment Inc. The ratings icon is a trademark of the Interactive Digital Software Association.



RESPONSIBLE PARTIES

DIRECTOR
Glen A. Schofield

PRODUCER
Jeffrey Zwelling

EXECUTIVE PRODUCER
Jonathan Miller

LEAD DESIGN
Evan Wells

LEAD PROGRAMMING
Adrian Longland
Panny Chan

PROGRAMMERS
Meilin Wong
Robert Calfee
Evan Wells

SENIOR DESIGNERS
Richard Lemarchand
Jim Stiefelmaier

DESIGNERS
Quinlan Richards
Bret Robbins
Dave Robinson
Bruce Straley
Samuel Villanueva

ARTISTS
Scott Anderson
Amy Bond
Bruce Straley
Chris Thompson

ANIMATORS
Eric Elliot
Spencer Hale
Jim Houska

STUNT PROGRAMMERS
Charles Martin
Jon Miller
Jonah Stieh

ADDITIONAL SUPPORT
Pan Arey
Jeff Bloom
Jeremy Bredow
Mark Miller
Kenny Reeves
Josh Rose
Steve Ross
Sheatli Sarao
Sunspark
Matthew Tittlebaum

LEAD AUDIO/VIDEO
Steve Papoutsis

SOUND PROGRAMMING
Fred Mack

SOUND & MUSIC
Ted Allen
Kurt Harland
Jim Hedges

TOP SECRET - EYES ONLY - CLASSIFIED - CONFIDENTIAL

RESPONSIBLE PARTIES CONT'D

PRODUCT MARKETING MANAGER

Chip Blondell

MARKETING

Scott Steinberg (VP)

Brian Silva

Jim Curry

Steve Groll

INTRO & OUTRO

Keyframe Digital Productions

ORIGINAL GEX CHARACTER

Lyle Hall

VOICE OF GEX

Dana Gould

VOICE OF GEX (U.K.)

Leslie Phillips

VOICE OF REZ

Bruce Robertson

BACKSTORY & SCRIPT

Rob Cohen

Ken Daly

Dana Gould

Scott Steinberg

TEST MANAGER

Alex "UnaPooper" Ness

LEAD TESTER

Billy "Cooter" Mitchell

TESTERS

Jeffrey Bloom

Jeremy "J-Dogg" Bredow

Christopher "Hippie" Bruno

James "Double O.G." Cabot

Rolf "Lee Majors" Conlan

Casey "Where is he?" Craig

Rick Cummings

David "Orion" Dao

Damien "Aussie" Lacey

Doug "El Guapo" Leslie

Todd "Pro Tip" Malone

Daniel "Z Cents" Miley

Christopher "X-Ton" Pappalardo

Matt "CMP" Prescott

Alex Simonian

Tony "The Tiger" Townsend

Matt "Muttnew" Young

MANUAL

Hanshaw Ink & Image

SPECIAL THANKS

Katie Bolich

Chuck Eyler

Will Faust

Troy Gillette

Laura Grieve

Tate Mosesian

Tim Roberts

Mike Slisko

TOP SECRET - EYES ONLY - CLASSIFIED - CONFIDENTIAL

MIDWAY HOME ENTERTAINMENT INC. warrants to the original purchaser of this Midway Home Entertainment Inc. software product that the medium on which this computer program is recorded is free from defects in materials and workmanship for a period of ninety (90) days from the date of purchase. This Midway Home Entertainment Inc. software program is sold "as is," without express or implied warranty damages of any kind, and Midway Home Entertainment Inc. is not liable for any losses or damages of any kind resulting from the use of this program. Midway Home Entertainment Inc. agrees for a period of ninety (90) days to either repair or replace, at its option, free of charge, any Midway Home Entertainment Inc. software product, postage paid, with proof of purchase, at its Factory Service Center.

This warranty is not applicable to normal wear and tear. This warranty shall not be applicable and shall be void if the defect in the Midway Home Entertainment Inc. software product has arisen through abuse, unreasonable use, mistreatment or neglect. THIS WARRANTY IS IN LIEU OF ALL OTHER WARRANTIES AND NO OTHER REPRESENTATIONS OR CLAIMS OF ANY NATURE SHALL BE BINDING ON OR OBLIGATE MIDWAY HOME ENTERTAINMENT INC. ANY IMPLIED WARRANTIES APPLICABLE TO THIS SOFTWARE PRODUCT, INCLUDING WARRANTIES OF MERCHANTABILITY AND FITNESS FOR A PARTICULAR PURPOSE, ARE LIMITED TO THE NINETY (90) DAY PERIOD DESCRIBED ABOVE. IN NO EVENT WILL MIDWAY HOME ENTERTAINMENT INC. BE LIABLE FOR ANY SPECIAL, INCIDENTAL, OR CONSEQUENTIAL DAMAGES RESULTING FROM POSSESSION, USE OR MALFUNCTION OF THIS MIDWAY HOME ENTERTAINMENT INC. SOFTWARE PRODUCT.

Some states do not allow limitations as to how long an implied warranty lasts and/or exclusions or limitations of incidental or consequential damages so the above limitations and/or exclusions of liability may not apply to you. This warranty gives you specific rights, and you may also have other rights which vary from state to state.

MIDWAY HOME ENTERTAINMENT INC.

P.O. Box 2097

CORSICANA, TX 75151-2097

www.midway.com

MIDWAY CUSTOMER SUPPORT

903 874-5092

10:00AM - 6:30PM / CENTRAL TIME

MONDAY - FRIDAY

AUTOMATED HELP LINE OPEN 24 HOURS A DAY