

# WORMS

## WORLD PARTY™

AVAILABLE NOW!



[freegamemanuals.com](http://freegamemanuals.com)

©2002 Ubi Soft, Inc. Ubi Soft and the Ubi Soft Entertainment logo are registered trademarks of Ubi Soft, Inc. All rights reserved. Worms World Party ©2002 Team17 Software. Team17 Software and Worms are registered trademarks of Team17 Software Limited. Published under license by Ubi Soft Entertainment. Original Concept Andy Davidson. All rights reserved.

Licensed by Sony Computer Entertainment America for use with the PlayStation game console. PlayStation and the PlayStation logo are registered trademarks of Sony Computer Entertainment Inc. The ratings icon is a trademark of the Interactive Digital Software Association. Manufactured and printed in the U.S.A. THIS SOFTWARE IS COMPATIBLE WITH PLAYSTATION GAME CONSOLES WITH THE NTSC U/C DESIGNATION. U.S. AND FOREIGN PATENTS PENDING.

EVERYONE  
**E**  
CONTENT RATED BY  
ESRB

TEAM17  
www.team17.com

Ubi Soft  
www.ubisoft.com




NTSC U/C

PlayStation®

EVERYONE  
**E**  
CONTENT RATED BY  
ESRB

SLUS-01445



# POWER PLAY™ SPORTS TRIVIA

Ubi Soft  
www.ubisoft.com

# TABLE OF CONTENTS

## **WARNING: READ BEFORE USING YOUR PLAYSTATION® GAME CONSOLE.**

A very small percentage of individuals may experience epileptic seizures when exposed to certain light patterns or flashing lights. Exposure to certain patterns or backgrounds on a television screen or while playing video games, including games played on the PlayStation® game console, may induce an epileptic seizure in these individuals. Certain conditions may induce previously undetected epileptic symptoms even in persons who have no history of prior seizures or epilepsy. If you, or anyone in your family, has an epileptic condition, consult your physician prior to playing. If you experience any of the following symptoms while playing a video game – dizziness, altered vision, eye or muscle twitches, loss of awareness, disorientation, any involuntary movement, or convulsions – IMMEDIATELY discontinue use and consult your physician before resuming play.

## **USE OF UNOFFICIAL PRODUCT**

The use of unofficial products and peripherals may damage your PlayStation® game console and invalidate your console warranty.

## **WARNING TO OWNERS OF PROJECTION TELEVISIONS:**

Do not connect your PlayStation® game console to a projection TV without first consulting the user manual for your projection TV, unless it is of the LCD type. Otherwise, it may permanently damage your TV screen.

## **HANDLING YOUR PLAYSTATION® DISC:**

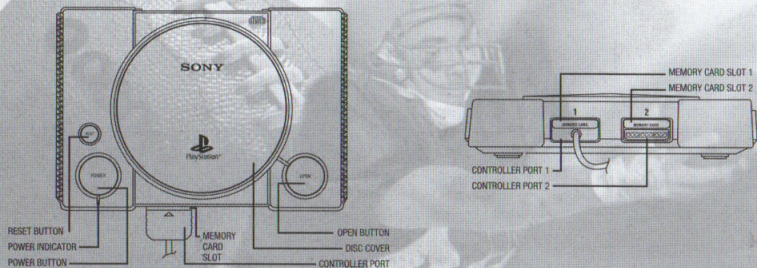
- This compact disc is intended for use only with the PlayStation® game console.
- Do not bend it, crush it or submerge it in liquids.
- Do not leave it in direct sunlight or near a heater or other source of heat.
- Be sure to take an occasional rest break during extended play.
- Keep this compact disc clean. Always hold the disc by the edges and keep it in its protective case when not in use. Clean the disc with a lint-free, soft, dry cloth, wiping in straight lines from center to outer edge. Never use solvents or abrasive cleaners.

## **ESRB RATING:**

This product has been rated by the Entertainment Software Rating Board. For information about the ESRB ratings, or to comment about the appropriateness of the rating, please contact ESRB at 1-800-771-3772.

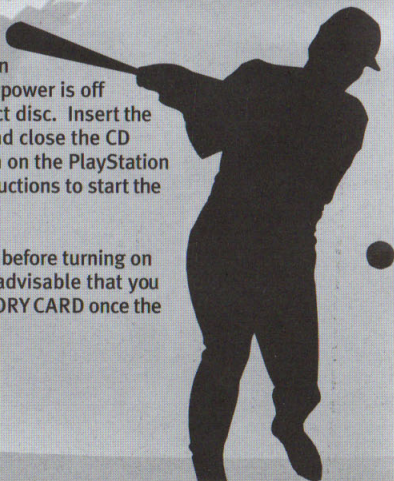
Getting Started .....	2
Controls.....	3
Starting POWER PLAY: SPORTS TRIVIA .....	4
Game Types .....	5
Playing A Game .....	7
After The Game .....	8
POWER PLAY: SPORTS TRIVIA Credits.....	9
Customer Service, Sales And Support .....	11
Limited Warranties And Copyrights .....	12

# GETTING STARTED



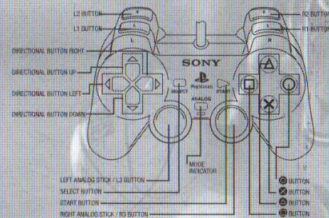
Set up your PlayStation game console according to the instructions in its Instruction Manual. Make sure the power is off before inserting or removing a compact disc. Insert the POWER PLAY: SPORTS TRIVIA disc and close the CD door. Insert game controllers and turn on the PlayStation game console. Follow on-screen instructions to start the game.

If you have a MEMORY CARD, insert it before turning on the PlayStation® game console. It is advisable that you do not remove controllers or the MEMORY CARD once the power has been turned on.

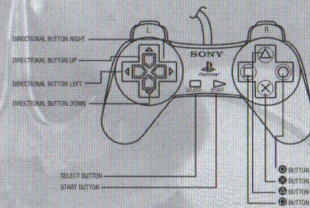


# CONTROLS

## Dualshock® analog controller



## Digital Controller



The L1/L2 and R1/R2 buttons are your buzzers for the game. If you are playing a multi-player Tournament game, you will need to hit any one of these buttons to buzz in to answer the questions.

Use the symbol buttons to advance through the menus and to select an answer to the multiple-choice questions.

- BUTTON: ANSWER 1**
- BUTTON: ANSWER 2**
- BUTTON: ANSWER 3**
- BUTTON: ANSWER 4**

Use the directional buttons (, , , ) to change selections in the menus.

Pause during the game by pressing the START button. From the pause screen, you have the option of turning DUAL SHOCK® analog controller vibration on or off, quitting or resuming the game. You can also resume play by pressing the START button again.

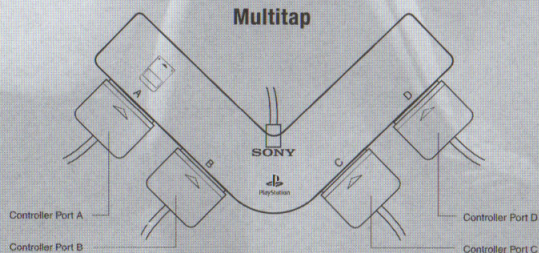
# STARTING POWER PLAY: SPORTS TRIVIA

**POWER PLAY:** SPORTS TRIVIA can be played by one to four players.

When the game starts, you will be prompted to select a theme. Are you an expert in BASKETBALL, BASEBALL, HOCKEY or FOOTBALL trivia? Or are you a guru of ALL sports knowledge? After you make your selection, you will be given a choice of two different types of games: TOURNAMENT and LAST MAN STANDING (see page 6).

After you've chosen the game type, you will be asked how many players will be participating. There must be a controller plugged in for each player. Use a MULTITAP to add more than two controllers. You'll be shown which controller each player has been assigned.

Each player then gets to enter a name and select an icon – just to help you keep straight who's who.



# GAME TYPES

**POWER PLAY:** SPORTS TRIVIA has two kinds of games: TOURNAMENT and LAST MAN STANDING. The first is a quick sprint to the trivia Hall of Fame, and the other is an endurance contest for only the hardest stat-masters.

## Tournament Game

A Tournament game is a simple battle between players for trivia supremacy. You'll be presented with ten questions that get increasingly more difficult. Each question is worth 100, 200 or 300 points. Answer a question correctly and you'll be awarded points; answer incorrectly and you'll lose points. Get a streak going by answering successive questions correctly – you'll be awarded the question's point value multiplied by your current streak count! The winner is the player with the most points at the end of the game.

So what kind of trivia master are you? For each correct answer, you'll move up in rank – from Pee-Wee to Legend!

## Last Man Standing Game

Remember playing that schoolyard game called HORSE? As in that game, players in a Last Man Standing game take turns answering questions. No need to buzz in here, because only one player is active at a time. If you answer your question correctly, you'll be awarded the question's point value and maybe a bonus based on your streak count. If you answer incorrectly or not at all, you'll lose points and your miss count goes up.

When a player's miss count reaches the maximum, that player gets benched while the rest continue playing. The winner is the last remaining player! (In a single-player Last Man Standing game, you play until you miss the maximum allowed.)

You can select the allowable number of missed questions after you select the game type.



## PLAYING A GAME

To play POWER PLAY: SPORTS TRIVIA, you've got to be smart and you've got to be quick. In a multi-player Tournament game, the first player to buzz in gets first crack at the question. Choose the correct answer and you get points. Choose a wrong answer (or fail to choose after buzzing in) and you lose points.

All questions are timed. Buzz in before the timer runs out – no stalling allowed in this game.

Here's an example of a question:

What is the MLB single-season record for wins by a pitcher?

- 36
- 29
- 41
- 32

If you think you know the answer to this question, hit your buzzer key quickly and then choose your answer by pressing the Triangle, Square, Circle or X buttons.

# AFTER THE GAME


## Medal Ceremony

Every game finishes with the presentation of gold, silver and bronze medallions to the first, second and third place winners. After a tournament game, you'll also see your final sports trivia ranking.

Don't be surprised to see the gold medal go to a player knocked-out of a Last Man Standing game before the last remaining player. That just means the gold medallist got a good streak going and made out big-time with the bonus points!

## Hall of Fame

Every player -- winner or not -- is eligible for the high score list, but only the top scorers can be inducted in the Hall of Fame. Two lists are maintained, one for Tournament players and the other for Last Man Standing players. The lists on a MEMORY CARD are used if one is inserted.



# POWER PLAY: SPORTS TRIVIA CREDITS

## FOR STARSHERE INTERACTIVE, INC.

Producer.....David Crain

Programmers .....David Crain  
Chris Strickland

Artists .....Charles Hu  
Laura Markarian

Executive Producer .....Henrik Markarian

Special Thanks to.....Tom Howell  
Andrew Iverson

Original Music and SFX By.....Joseph Kolkovich

Trivia Questions Researched and Prepared By  
OUTSET MEDIA CORPORATION

## FOR UBI SOFT ENTERTAINMENT, INC.

Marketing.....	Jay Cohen Karen Conroe Sarah Ohring Willie Wareham Randy Gordon
Producer.....	Matt Wagner
Packaging Design.....	Menotti Creative Group, Inc.
Quality Assurance, Lead Tester.....	Emmanuel-Yvan Ofoé
Quality Assurance, Tester .....	Bruno St-Laurent

This game is for entertainment purposes only. The facts expressed in **POWER PLAY: SPORTS TRIVIA** were researched and found to be correct at the time of publication.

## Technical Support

### Contact us over the internet

This is the best way to contact us. Our website is open 24 hours a day 7 days a week and it contains the most up to date Technical Support information available. We update the Support pages on a daily basis so please check here first for solutions to your problems <http://www.ubi.com/support>

### Contact us by phone

You can also contact us by phone by calling (919) 460-9778. Note that this number is for technical assistance only. No hints or tips are given over the Technical Support line. When calling our Technical Support line, please make sure you are in front of your computer and have all of the necessary information listed above at hand.

Be advised that our Technical Support Representatives are available to help you Monday-Friday from 9 am- 9 pm (Eastern Standard Time).

### Contact us by standard mail

If all else fails you can write to us at:

Ubi Soft Technical Support  
2000 Aerial Center  
Suite 110  
Morrisville, NC 27560

### Return policy

Please do not send any game returns directly to Ubi Soft Entertainment. It is our policy that game returns must be dealt with by the retailer or online site where you purchased the product. If you have a damaged Cartridge or scratched CD, please visit our FAQ listing for your game and get the latest replacement policy and pricing.

## Ubi Soft Limited Warranty

Ubi Soft warrants to the original purchaser of its products that the products would be free from defects in materials and workmanship for a period of ninety (90) days from the date of purchase. Ubi Soft products are sold "as is", without any expressed or implied warranties of any kind, and Ubi Soft is not liable for any losses or damages of any kind resulting from use of its products. Ubi Soft agrees for a period of ninety (90) days to either replace defective product free of charge provided you return the defective item with dated proof of purchase to the store from which the product was originally purchased or repair or replace the defective product at its option free of charge, when accompanied with a proof of purchase and sent to our offices postage prepaid. This warranty is not applicable to normal wear and tear, and shall be void if the defect in the product is found to be as a result of abuse, unreasonable use, mistreatment or neglect of the product.

### Limitations

This warranty is in lieu of all other warranties and no other representations or claims of any nature shall be binding on, or obligate Ubi Soft. Any implied warranties applicable to Ubi Soft products, including warranties of merchantability and fitness for a particular purpose, are limited to the ninety (90) day period described above. In no event will Ubi Soft be liable for any special, incidental, or consequential damages resulting from possession, use, or malfunction of Ubi Soft products. Some states do not allow limitations as to how long an implied warranty lasts and/or exclusions or limitations of incidental or consequential damages. So the above limitations and/or exclusions of liability may not apply to you. This warranty gives you specific rights, and you may also have other rights that vary from state to state.

### Notice

Ubi Soft reserves the right to make improvements in its products at any time and without notice.

### Refunds

Ubi Soft cannot provide refunds or otherwise process returns for credit of any kind other than an identical product replacement. Any product refund request must occur at the place of purchase, as the individual retail outlets set their own refund policy. This policy covers identical product replacements only.

## Product / Documentation Replacements

Please contact Ubi Soft Technical Support before sending your product to us. In many cases, a replacement is not the best solution. Our support representatives will help you determine if a replacement is necessary or available.

### *Within the 90-day warranty period:*

Please return the product (media only) along with a copy of the original sales receipt, showing the date of purchase, a brief description of the difficulty you are experiencing including your name, address and phone number to the address below. If the product was damaged through misuse or accident, or if you do not have a dated sales receipt, then this 90-day warranty is rendered void and you will need to follow the instructions for returns after the 90-day warranty period.

### *After the 90-day warranty period:*

Please return the product (media only) along with a check or money order for the amount corresponding to your product (see replacement fees below) made payable to Ubi Soft, a brief description of the difficulty you are experiencing including your name, address and phone number to the address below.

## Replacement Fees

Our most recent replacement fee schedule is available online. Please visit the support section of <http://www.ubisoft.com> for an updated price list

## Warranty Address and Contact Information

Email: [replacements@ubisoft.com](mailto:replacements@ubisoft.com)

Phone: 919-460-9778

Hours: 9am – 9pm (EST), M-F

### Address:

Ubi Soft Replacements  
2000 Aerial Center Pkwy, Ste 110  
Morrisville, NC 27560

*Please use a traceable delivery method when sending products to Ubi Soft.*