




NTSC U/C

PlayStation



SLUS-00913
PMN-5044-151

ARMY MEN AIR ATTACK



REAL COMBAT.
PLASTIC MEN™

3DO

THE 3DO COMPANY - END-USER LICENSE AGREEMENT

IMPORTANT-READ CAREFULLY. IF YOU ARE UNDER THE AGE OF EIGHTEEN (18), PLEASE HAVE A PARENT/GUARDIAN READ THE ENTIRE EULA PRIOR TO USING THE PROGRAM IN ANY MANNER. This End-User License Agreement (the "EULA") is a legal agreement between you, the original consumer purchaser or subsequent transferee of this 3DO software product ("You") and The 3DO Company, a California corporation ("3DO"). As used herein, the term "Program" includes the computer software and associated audiovisual works, the related media, any printed materials, any electronic or "on-line" documentation materials, and any and all copies and derivative works of such software and materials, regarding this 3DO software product. By opening this package and using the Program, You accept and agree to abide by all of the terms and conditions of this EULA.

1. **LICENSE GRANT.** 3DO hereby grants You a non-exclusive, personal license to use the Program solely in accordance with the terms and subject to the conditions of this EULA. The Program incorporates various intellectual property rights, including copyrights, trademarks, trade secrets and other proprietary rights (collectively, the "Intellectual Property Rights"). While You are entitled to own the physical media on which the Program is distributed, 3DO retains all rights, title and interests in and to the computer software and documentation materials comprising the Program and all Intellectual Property Rights embodied therein.

2. **RIGHTS AND RESTRICTIONS.** The Program is protected by U.S. and foreign copyright laws and international copyright treaties, as well as by other such intellectual property laws and treaties. The Program is licensed (and not sold) to You, and any and all rights not expressly granted to You herein are reserved by 3DO.

o You may use one copy of the Program with your game console. Except as expressly set forth in the user manual for this 3DO software product, the Program may not be shared or otherwise used simultaneously on more than one computer.

o The Program is licensed for use as a single, integrated product. You agree not to separate the component parts of the Program for use in any other application, product or service.

o You agree not to publicly perform, rent, lease, loan, or sublicense the Program (or any portion thereof), or to otherwise provide any third party with access to and/or the opportunity to copy or otherwise use the Program.

o You agree not to adapt or otherwise modify, create any derivative work, or decompile, disassemble, reverse engineer, or otherwise attempt to derive any source code from, the Program (or any portion thereof) except and only to the extent that, notwithstanding such restrictions, such activity is expressly permitted by applicable law.

o You may permanently transfer all of your rights under this EULA, provided that (i) You transfer the entire Program, including any and all components thereof and all versions of the Program licensed to You hereunder; (ii) You retain no copy or copies of the Program; and (iii) the transferee agrees to all of the terms and conditions of this EULA.

3. **SUPPORT SERVICES.** 3DO may provide You with support services relating to the Program (collectively, "Support Services"). Your use of any such Support Services shall be subject to 3DO's then-applicable policies and programs as described in the end-user manual for the Program, in "on-line" documentation (if any), and/or in other such materials published by 3DO. All supplemental computer software and documentation materials, if any, provided by 3DO as part of its Support Services or otherwise shall be considered part of the Program for all intents and purposes and shall be governed by the provisions of this EULA. Any information that You disclose or provide in connection with the Support Services may be used by 3DO for its business purposes, including, but not limited to, product development and support.

4. **U.S. GOVERNMENT RESTRICTED RIGHTS.** The Program and all components and versions thereof are provided with restricted rights. Use, duplication, or disclosure by the U.S. Government or any U.S. Government subcontractor is subject to restrictions as set forth in subparagraph (c)(1)(ii) of the Rights in Technical Data and Computer Software clause at DFARS 252.227-7013 or subparagraphs (c)(1) and (2) of the Commercial Computer Software-Restricted Rights clauses at 48 CFR 52.227-19, as applicable. "Manufacturer", as such term is used therein, is The 3DO Company, 600 Galveston Drive, Redwood City, California, 94063, U.S.A.

5. **EXPORT LIABILITY ASSURANCES.** You agree that the Program will not be exported outside the United States except as authorized and/or permitted by the laws and regulations of the United States. If You have rightfully obtained the Program outside the United States, You agree not to re-export the Program except as permitted by the laws and regulations of the United States and the laws and regulations of the jurisdiction in which you obtained the Program.

6. **TERMINATION.** Without prejudice to any of 3DO's other rights and remedies under applicable law, 3DO may, at its sole discretion, terminate this EULA if You fail to comply with any of the terms or conditions of this EULA. In the event this EULA is terminated, You must destroy all copies of the Program, including, but not limited to, all components and versions thereof licensed to You hereunder.

7. **GOVERNING LAW.** This EULA shall be governed by and construed under the laws of the State of California, excluding that body of law related to choice of laws, and of the United States of America.

8. **ENTIRE AGREEMENT.** This EULA constitutes the entire agreement and understanding of the parties relating to the subject matter hereof. If any provision or portion of this EULA is determined by a court of competent jurisdiction to be void, invalid or otherwise unenforceable, such provision or portion shall be deemed deleted from this EULA, while the remaining provisions of this EULA shall continue in full force and effect. No failure or delay by 3DO in exercising any right, power or remedy under this EULA shall operate as a waiver of any such right, power or remedy.

WARNING: READ BEFORE USING YOUR PLAYSTATION® GAME CONSOLE.

A very small percentage of individuals may experience epileptic seizures when exposed to certain light patterns or flashing lights. Exposure to certain patterns or backgrounds on a television screen or while playing video games, including games played on the PlayStation game console, may induce an epileptic seizure in these individuals. Certain conditions may induce previously undetected epileptic symptoms even in persons who have no history of prior seizures or epilepsy. If you, or anyone in your family, has an epileptic condition, consult your physician prior to playing. If you experience any of the following symptoms while playing a video game – dizziness, altered vision, eye or muscle twitches, loss of awareness, disorientation, any involuntary movement, or convulsions – IMMEDIATELY discontinue use and consult your physician before resuming play.

WARNING TO OWNERS OF PROJECTION TELEVISIONS:

Do not connect your PlayStation game console to a projection TV without first consulting the user manual for your projection TV, unless it is of the LCD type. Otherwise, it may permanently damage your TV screen.

USE OF UNOFFICIAL PRODUCT:

The use of unofficial products and peripherals may damage your PlayStation game console and invalidate your console warranty.

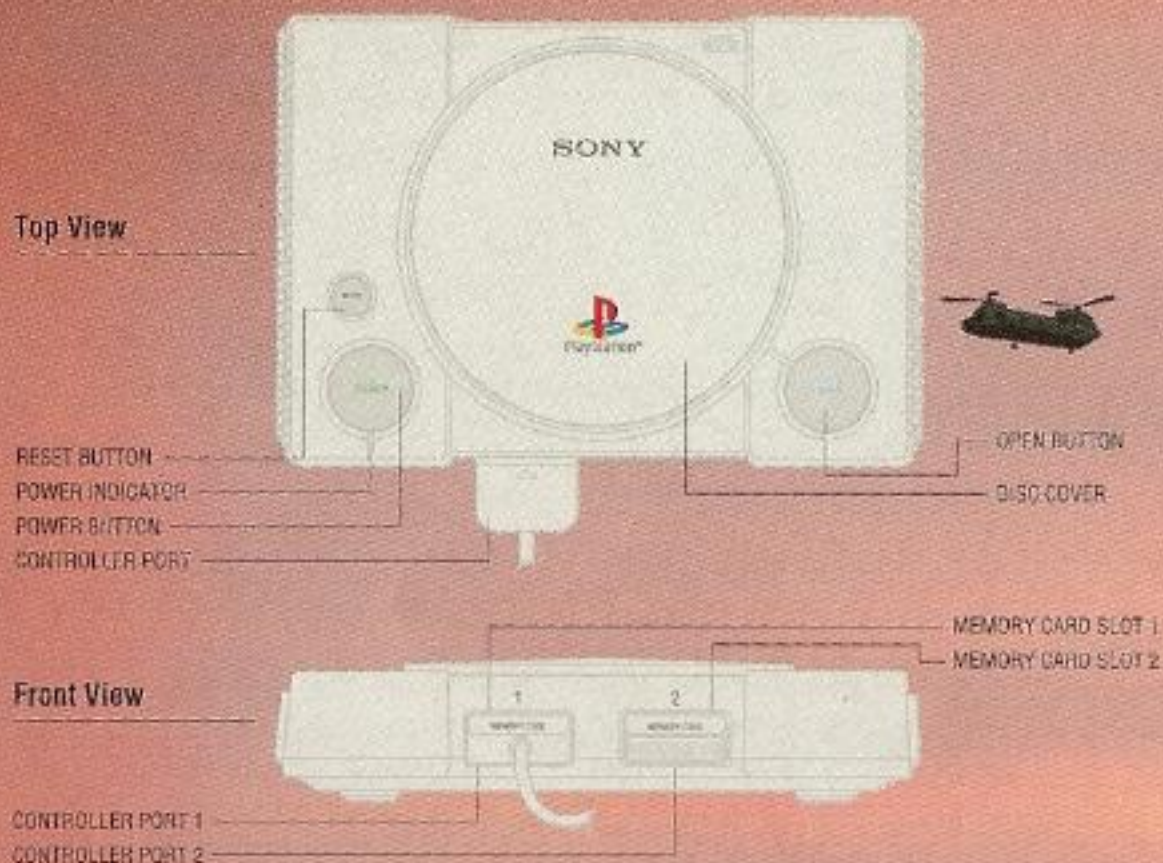
HANDLING YOUR PLAYSTATION DISC:

- This compact disc is intended for use only with the PlayStation game console.
- Do not bend it, crush it or submerge it in liquids
- Do not leave it in direct sunlight or near a radiator or other source of heat.
- Be sure to take an occasional rest break during extended play.
- Keep this compact disc clean. Always hold the disc by the edges and keep it in its protective case when not in use. Clean the disc with a lint-free, soft, dry cloth, wiping in straight lines from center to outer edge. Never use solvents or abrasive cleaners.

CONTENTS

GAME SETUP	2
'COPTER CONTROLS	3
GREEN PLASTIC NEWS	4
FACES OF WAR	6
CO-PILOTS	7
GETTING STARTED	8
GAME MODES	12
YOUR 'COPTERS	13
THE HEADS UP DISPLAY	14
THE WINCH	15
'COPTER WEAPONS	16
PORTALS	17
POWER-UPS	18
ENEMY UNITS	20
CLASSIFIED FILES	22

AIR ATTACK GAME SETUP



Set up your PlayStation® game console according to the instructions in its Instruction Manual. Make sure the power is off before inserting or removing a compact disc. Insert the Army Men™ - Air Attack™ disc and close the Disc Cover. Insert game controllers and turn on the PlayStation game console. Follow the on-screen instructions to start a game.

If you wish to load or save information during play, insert a memory card with at least 1 free memory card block in memory card slot 1. See the 'Getting Started' section on page 8 for more details. It is advised that you do not insert or remove peripherals or memory cards once the power has been turned on.



AIR ATTACK

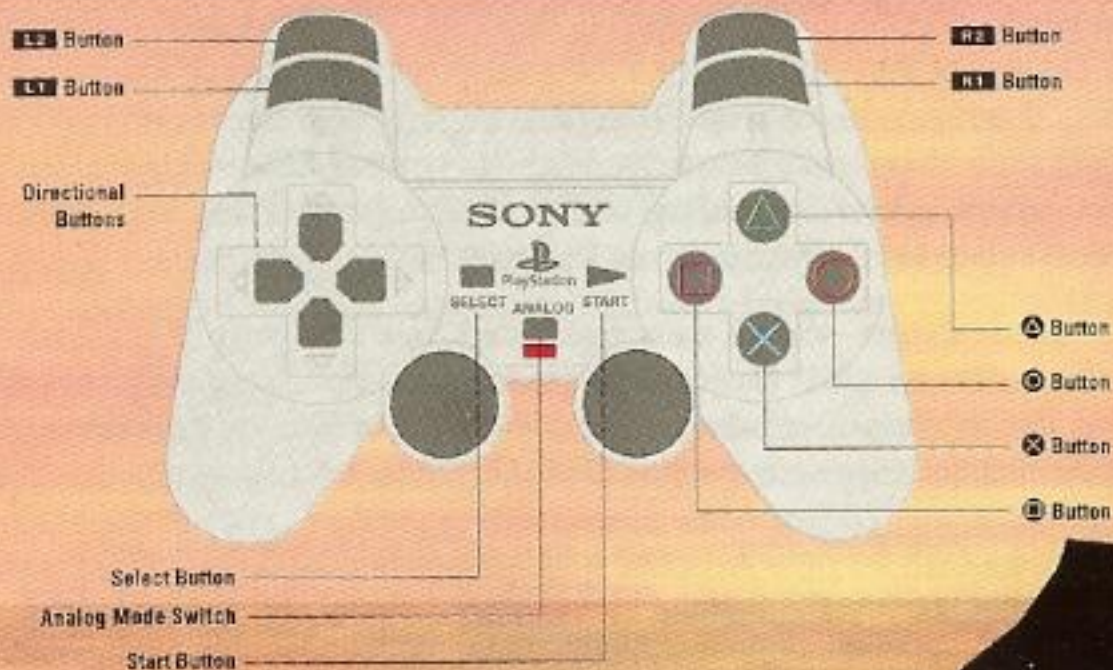
'COPTER CONTROLS

ARMY MEN™ - AIR ATTACK™ DEFAULT CONTROLS

↑ = MOVE FORWARD	△ = NEXT WEAPON
↓ = MOVE BACKWARD	× = FIRE MACHINE GUNS
← = TURN LEFT	□ = FIRE SECONDARY WEAPONS
→ = TURN RIGHT	○ = USE WINCH
L1 = STRAFE LEFT	R1 = STRAFE RIGHT
L2 = OVERHEAD MAP	R2 = PREVIOUS WEAPON
SELECT = OVERHEAD MAP	START = PAUSE GAME

NOTE:

You can choose from 3 different preset button configurations or customize your own controls. See 'Getting Started' for more details.



GREEN PLASTIC NEWS



Col. Grimm says
WAR
is unavoidable ®

“Hello fellow Green Plastic citizens. We are sorry to interrupt your regularly scheduled programming, but this is a special GPN report just in from the front lines of the Green Army. A massive plot

constructed by the evil General Plastro of the Tan Army has been uncovered by our Military Intelligence Division. A major offensive of the Tan Army is planning to push through and seize our borders. War is unavoidable. Once again, we must step up to the task of crushing the evil Tan forces. We will now take you live to one of our reporters on the front line.”

“Hello ladies and gentlemen. From what I can see here, we are only moments away from war with the Tan Army. Col. Grimm is just now unveiling the new Alpha Wolf Battalion and preparing to make a speech to rally the boys for what looks to be a very intense battle. Let’s see what Col. Grimm has to say.”

“All right, listen up soldiers! The Tan aggressors are on the move and we’re gonna stop ‘em dead in their tracks. We have sent several scouts out to gather recon on the Tans’ movements. So far, none have returned. We can only hope those scouts aren’t danglin’ over a candle right now.





The Evil General

PLASTRO'S

Tan Army on our front!

The Alpha Wolf Battalion is the most lethal force ever assembled. You have been hand picked for this task because we know you're the best of the best. Your orders are simple, find the enemy and blow the living tar out of every last one of them! Am I making myself clear, soldiers?! Let's go melt some plastic!"

(background cheers) "YEAH!!!"

"Those were some strong words from Col. Grimm. With me now is Captain William Blade, leader of the Alpha Wolf Battalion. Captain, can you tell me exactly what is going on?"

"Well sir, many of the details about this operation are classified. What I can tell you is, those Tan are in for one heck of a fight. We plan to do whatever it takes to win this thing and put an end to the Tan Army once and for all."

"Spoken like a strong plastic soldier. We understand you're the son of a highly decorated officer.

"Yes sir, my father fought in this army. He fought hard and he fought proud. He served the Green Army with honor until the day he was shot down by one of those Tan scum. His body has never been found. I believe that he is still out there... somewhere... waiting to be rescued. I won't rest until the day all those tan-colored slime balls are eradicated from the face of the planet!"

"Truly a heartfelt statement... thank you for your time, Captain. We could use a lot more soldiers like you. We wish you the best of luck in the field. We wish all of the troops in the Green Army well. Hopefully, they can destroy the Tan menace once and for all, keeping the world safe for Green Plastic people forever. We'll keep following the progress and inform you of any new developments. We now take you back to your regularly scheduled programming."



AIR ATTACK

FACES OF WAR

CAPTAIN WILLIAM (BILL) BLADE

The son of an officer, Blade has flying in his blood. He joined the Air Cavalry Squadron after graduating at the top of his class. He fights for what he believes in and will do whatever is necessary to accomplish his mission. He is one of the bravest men ever to serve in the Green Army. Living for the thrill of victory, Captain Blade is always optimistic and will take chances when necessary, especially to save Green lives. He knows he's the best at what he does and is willing to prove it.

COLONEL GRIMM

He is the leader of the Green Forces. He knows the glory and pain of battle.



SERGEANT HAWK A.K.A. "SARGE"

He is the Bravo Company Commando's unquestioned leader. He's an experienced soldier who has seen it all.



GENERAL PLASTRO

Plastro is the Tan Army's sadistic leader. He rules with an iron hand and a cold heart.



**NESS WITH THE
BEST AND MELT
LIKE THE BEST**



AIR ATTACK CO-PILOTS

CO-PILOTS

Your co-pilot is your right hand, and is responsible for winch operation and aiming the guns. With this band of capable co-pilots, your job of taking out the Tan Army will be a lot easier. There are three different co-pilots from which to choose. You will get the chance to choose a different co-pilot at the beginning of every mission (on the Mission Briefing Screen). Each co-pilot uniquely affects your abilities and performance on each mission.

JOHN LAWLESS - A.K.A. "HARDCORE"

Hardcore is cocky and head strong. He often focuses on the fighting while ignoring his other duties. He loves the Homing Rockets because they're "Hardcore".



DAVE PARKER - A.K.A. "RAWHIDE"

Rawhide is as comfortable behind a Rocket launcher as he is on a cattle drive. Riding in a helicopter is easy compared to taming a bucking bronco. Rawhide loves the straight forward simplicity of the Rockets.



JAMES MARSHALL - A.K.A. "WOODSTOCK"

Don't let his nickname fool you — peace and love are definitely not his bag. His experiences in the jungle wars of the 60's have made him a madman on the Machine Guns.



AIR ATTACK

GETTING STARTED

MAIN MENU

Within all menu screens, use the directional buttons \uparrow/\downarrow to highlight an option and press the \times button to select an option. Selections are as follows:



START GAME

Select this option to begin playing the game with the current default configuration. You can choose between One Player or Two Player. See the section, "Game Modes", on page 12 for more information.

LOAD GAME

Select this option to load a previously saved game from the memory card. You will be able to save games from the Mission Debriefing Screen.

PASSWORD

Select this option to begin a game at a higher level by entering a password. Use the \square , \triangle , \circ , \times , and directional buttons to enter the password, the **L1** button to backspace over incorrect entries, and the **START** button to begin the game designated by the password entered. Passwords can be obtained from the Mission Debriefing Screen.



OPTIONS

See "Options Menu" on page 9 for more information.





OPTIONS MENU

Select this option to customize sound levels, controller setup or view the credits.



SOUND

Select this option to customize all music and sound effects settings. Use the directional buttons \uparrow/\downarrow to highlight an option and \leftarrow/\rightarrow to adjust the settings.



CONTROLLER SETUP

Select this option to customize all controller settings. Use the directional buttons \uparrow/\downarrow to highlight an option and the \otimes button to select an option.



CONTROL STYLE

Available for both Player 1 and Player 2, this option allows each player to choose from three sets of default controls or to customize their controller setup.





ANALOG CALIBRATION

Allows each player to calibrate their analog controller. This option is only available if an analog controller is plugged in.

DUAL SHOCK™ ANALOG CONTROLLER VIBRATION

Allows each player to turn their DUAL SHOCK analog controller vibration setting ON or OFF. This option is only available if a DUAL SHOCK analog controller is plugged in.



CREDITS


Select this option to view all game credits.





PAUSE MENU

Pressing the START button during gameplay brings up the Pause Menu. Use the directional buttons \uparrow/\downarrow to highlight an option, the \otimes button to select an option, and the directional buttons \leftarrow/\rightarrow to change the setting of an option.



RESUME

Select this option to return to gameplay.

MUSIC VOLUME

Select this option to increase or decrease the Music Volume.

SFX (SOUND EFFECTS) VOLUME

Select this option to increase or decrease the Sound Effects Volume.



QUIT

Select this option to exit your current game and return to the Mission Debriefing Screen.



AIR ATTACK GAME MODES

All right Captain, are you ready for some action!?
These are the different game modes you can choose from.

ONE PLAYER MODE

The One Player mode involves battling through the entire Air Attack campaign, from start to finish, completing multiple and varied mission objectives per level. You must make the tactical decisions necessary to defeat the Tan enemy.



TWO PLAYER MODE

In Two Player, you and another player can pit your skills against each other or the computer. You can engage in either Cooperative or Flag Nab-it.



COOPERATIVE MODE

In Cooperative mode, you and a teammate can combine your tactical skill and fire power in eradicating the evil Tan Army!

FLAG NAB-IT

In Flag Nab-it mode, you and another player compete on an occupied map: one side occupied by the Green (Player 1) and the other side by the Tan (Player 2). The object of the game is to infiltrate the enemy lines, find their flag, and transport it back to your base.

AIR ATTACK YOUR 'COPTERS



HUEY

The Huey is one of the fastest moving and most agile of the helicopters available to the Alpha Wolf Battalion. While its speed is greatly affected when carrying heavy loads, an unencumbered Huey can dodge enemy projectiles with relative ease.



CHINOOK

The Chinook is not the fastest of helicopters, but it can carry a heavy load and take a vicious beating. Its armaments are a bit more powerful than that of the Huey to compensate for its loss of agility.



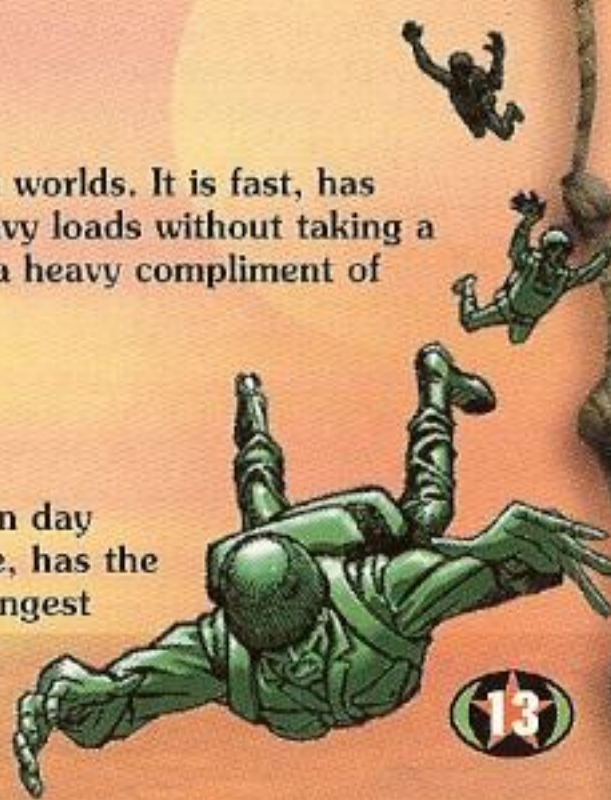
SUPER STALLION

The Super Stallion is the best of both worlds. It is fast, has powerful weaponry and can carry heavy loads without taking a huge performance hit. It comes with a heavy compliment of armor as well.



APACHE

The Apache is the ultimate in modern day helicopter technology. It is fast, agile, has the most powerful weapons and the strongest armor. It can carry heavy loads with little affect on its speed. This is no bargain bin toy.



AIR ATTACK

THE HEADS UP DISPLAY

YOUR 'COPTER INTERFACE

Even though your 'Copter is an advanced piece of plastic, its interface is simple to use and understand.

OVERHEAD MAP

The Overhead Map appears on the top left of the Heads Up Display (HUD) by pressing the SELECT button. Your location is marked with a green arrow pointing the direction your 'Copter is facing.

NAVIGATIONAL BEACON

The Navigational Beacon appears on the overhead map as a purple icon. It gives the exact location of the nearest target or objective.

WEAPON SELECT

The Weapon Select icon shows the current Secondary weapon selected and how much ammo for that weapon remains. Use the 'Next Weapon' button to cycle through available weapons. When you run out of ammo for a certain weapon, you will automatically switch to the next available weapon.

COMPASS

The compass indicates the direction your 'Copter is heading. It also indicates the direction of mission objectives with purple marks.

SHIELD METER

The Shield Meter indicates your 'Copter's remaining shield power. When your shields are gone, you can kiss that shiny plastic medal goodbye!



AIR ATTACK THE WINCH



The winch is a Cable at the bottom of all of the helicopters that allows you to get Power-ups and pick up, carry and drop off certain objects. There are three types of objects that you can winch:

- Power-ups
- Mission-specific characters
- World objects

POWER-UPS

Simply press the winch button to extend the winch of your 'Copter and fly over the Power-up item. The winch will automatically lift the Power-up to your 'Copter.

PICKING UP GROUND TROOPS

In some missions, the winch can also be used to pick up certain ground troops. When you fly your 'Copter over such a unit, press the winch button to lower the winch and pick the unit up. It's just like picking up a Power-up. You can only winch ground units that the mission specifies. You can't use the winch to grab vehicles.

PICKING UP WORLD OBJECTS

To winch world objects, such as pieces of food or pine cones, you must position your 'Copter over the object and press the winch button to winch it up. You can drop the object you are carrying by re-pressing the winch button. Units and other objects can be destroyed by dropping objects on them. Objects can be lifted, placed and then re-lifted as many times as you want.





AIR ATTACK

'COPTER WEAPONS

The Alpha Wolf Battalion's 'Copters carry the most advanced pieces of pyrotechnic weaponry in the Green Army. Familiarize yourself with the different weapons at your disposal.

MACHINE GUNS

The Machine Gun is your workhorse, and has unlimited ammo. It is aimed by your co-pilot and isn't all that strong, but works just fine for mowing down lines of infantry men.

"If they're running, I shoot 'em, if they're not running, they should be."

— James "Woodstock" Marshall

ROCKETS

The basic straight firing Rocket is a very fast, straight-shooting weapon that packs a wallop but can be difficult to aim.

"Let 'em loose and watch the show."

— Dave "Rawhide" Parker

HOMING ROCKETS

The guided Homing Rocket is extremely accurate. Once it is launched, it almost never misses its target.

"It's not the size of your Rocket, it's how you use it."

— John "Hardcore" Lawless

SWARM ROCKET

The Swarm Rocket is another tracking weapon. The sheer volume of these powerful rockets makes this the ideal weapon for crowd control.

"There's nowhere to hide, maggots!"

— Sarge

NAPALM

Shooting Napalm bombs causes a series of explosions across a large area of terrain as the effect of the jellied explosives spread across the land.

"I just love the smell of Napalm in the morning!!"

— Felicity "Bombshell" Wannamaker

FLARES

Firing a flare calls in reinforcement ground units. Two paratrooper M-80 Infantry men will drop from passing planes.

"Some people like to think jumping out of a airplane at 15ft, with high explosives strapped to your back is crazy. Ha, Wusses..."

— Lieutenant Darrell A.K.A. "Wily Coyote"

AIR ATTACK PORTALS



PORTALS

These mysterious gateways allow travel between "Our World" (the world of the human giants) and "Their World" (the Army Men world). General Plastro discovered these strange portals and has been using them ever since to carry weapons of mass destruction between the two universes. Many of your missions will involve transporting inanimate objects from "Our World" and bringing them to life in the battle against the Tan in "Their World". Keep an eye open for these portals.





AIR ATTACK POWER-UPS

Power-ups are boxes that sit on the ground and give you ammo or special abilities for your 'Copter. To activate a Power-up, just simply fly over it. As you pass over the Power-up, extend your winch and it will attach itself to the Power-up and hoist it to your 'Copter. There are three types of Power-ups: Timed, Armor and Ammo Power-ups.

TIMED POWER-UPS

Timed Power-ups will enhance your specific abilities for a limited time. The list is as follows:



ARMOR PIERCING (INCREASED DAMAGE)

This Power-up temporarily increases the damage effect of any and all of your currently stocked weapons.



SUPER WEAPON JAMMER (INVULNERABILITY)

This Power-up temporarily renders the 'Copter invulnerable.



TURBO BOOSTERS (INCREASED SPEED)

This Power-up temporarily increases the maximum speed of the 'Copter.

ARMOR POWER-UPS



Armor Power-ups will restore your depleted shields in 25%, 50%, or 100% increments.



AMMO POWER-UPS

Ammo Power-ups add ammo to your 'Copter's ammo reserve for a specific weapon. For example, getting the Rocket Power-up would add missiles to the 'Copters current Rocket total.



ROCKETS

This adds Rockets to the 'Copter's current Rocket ammo reserve.



HOMING ROCKETS

This adds Homing Rockets to the 'Copter's current Homing Rocket ammo reserve.



SWARM ROCKETS

This adds Swarm Rocket salvos to the 'Copter's current Swarm Rocket ammo reserve.



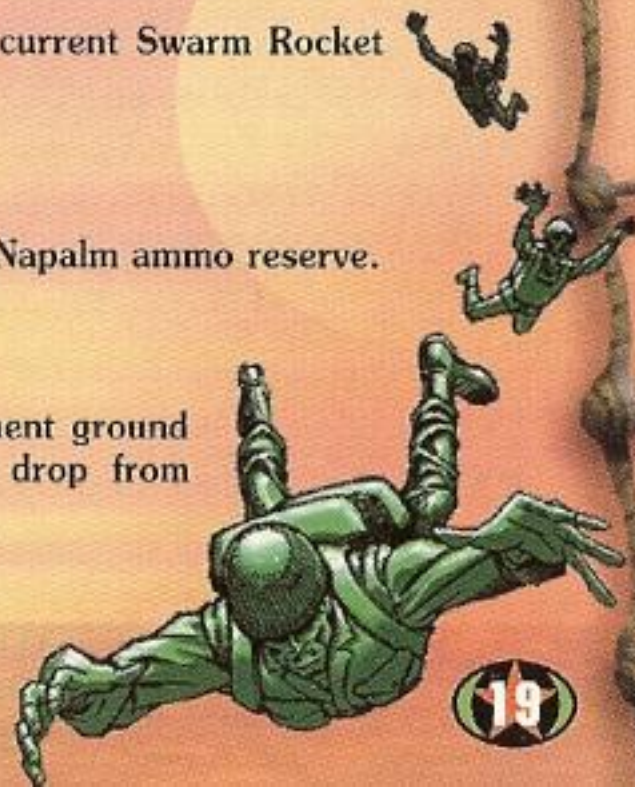
NAPALM

This adds Napalm bombs to the 'Copter's current Napalm ammo reserve.



FLARES

Fire the Flare near an enemy to call in reinforcement ground units. Two paratrooper M-80 Infantry men will drop from passing planes and attack enemy units.





AIR ATTACK

ENEMY UNITS

The Tan threat will be invading at full force. Every type of unit is destructive to the Green way of life. Intelligence has heard rumors of some sort of Tan secret technology, so be on the lookout. Here is a compiling of the Tan units of which we have knowledge.

INFANTRY

The Tan elite guard, while easily killed, are just as easily replaced on the battlefield. The Tan scum have no shame and will even draft new members into their military ranks only hours after they are made.

RIFLEMEN

Riflemen are the grunts of the ground. They are the most expendable units that the Tan have to offer. They may not be the strongest force on the ground, but they should not be underestimated.

FLAMETHROWERS

Flamethrowers, armed with cannons capable of spewing flaming death on any poor soul that crosses their path, are one of the most feared of all enemy units. Does anyone need a light?

BAZOOKA MEN

Bazooka Men are Tan soldiers armed with portable rocket launchers. Not the best shots in the Tan Army, but they have been known to take out the occasional plane or 'Copter. Better safe than sorry, you should probably take 'em out whenever they cross your path.

"Uhhh guys... can somebody help me find the grenade that goes to this pin!?"

— Anon. Tan Unit R.I.P.

MILITARY VEHICLES

The Tan Army, while not as well-trained as the Alpha Wolf Battalion, is still a force to be reckoned with. They have stockpiled a formidable assortment of damage-inflicting vehicles. Here's a list of what to watch out for:

JEEPS

These jeeps are fully loaded with an automatic machine gun to clear out any Green forces. Not only are they fast, but lethal as well.

TANKS

Tan tanks are a destructive bunch, capable of taking out just about any type of Green unit. They are slow moving, however, making them susceptible to attack. Watch out! They are deadly against your 'Copters, infantry, tanks, and structures.

HELICOPTERS

Also known as the rogues of the air, helicopters have the ability to creep up on enemy units and stop them dead in their tracks. Helicopters are armed with a heavy arsenal and are used very strategically.

HALF-TRACKS

These vehicles are a hybrid of a tank and a truck. Not only do half-tracks have the power of a tank, but the speed of a truck, all in one vehicle.

PT BOATS

These pint-sized boats are used for recon missions and small-scale assaults. They have the ability to sneak up on you and attack with little warning.

BATTLESHIPS

They are the titans of the sea and pack a very destructive punch. They have heavy armor and superior firepower. They are usually used for defensive or first-strike situations.

BLUE SPIES

The Blue spies are mercenaries that make better sneaks than soldiers. We've learned that they have been stealing supplies. Take one of these boys out to get them back.





CLASSIFIED FILES — TOP SECRET BATTLE INFORMATION!

- **Insects are friends of neither Green nor Tan. Given the right motivation, they will attack either side.**
- **Dropping world objects like rocks and apples to crush your enemies not only saves ammo, but is lots of fun.**
- **Choose your co-pilot wisely. Each co-pilot has a weapon specialty which helps complete specific mission types.**
- **Use your overhead map to locate enemy units and objectives quickly.**
- **Pay close attention to the in-game hints given to you by your co-pilots, Sarge and Col. Grimm. They often provide valuable information on how to complete the mission.**
- **Learn the strengths and weaknesses of each 'Copter, as each will be better suited for different types of missions.**
- **Blue units work for the Tan Army carrying supplies. Taking them out will often allow you to collect their cargo.**

Need help progressing through the game? Close to finishing, but need a tip to get you across the line? Call the 3DO Hint Line: 1-900-CALL-3DO (1-900-225-5336)

Calls to the Hint Line cost \$0.99/minute for recorded hints and tips. If you are under 18 years of age, you must get your parents' permission before calling.

CUSTOMER SUPPORT

Visit our support web site at www.3do.com/support to get late-breaking news and information, answers to Frequently Asked Questions (FAQ's), links to hardware manufacturers' web sites and the latest product updates.

If you want to ask a specific technical question, you can use the online e-mail form available at our web site.

If you would prefer to call us, our Customer Support phone number is (650) 261-3454. Our hours of operation are Monday through Friday, 9:00am - 12:00 noon and 2:00pm - 5:00pm, Pacific Time.

You can also send us a fax at (650) 261-3419. If you prefer U.S. mail, please use the following address:

**Customer Support, The 3DO Company
600 Galveston Drive
Redwood City, CA 94063**

If you wish to purchase additional copies or other titles from The 3DO Company please call:

3DO Direct Sales — (800) 336-3506 in U.S.

(650) 261-3227 outside U.S.

World Wide Web — <http://www.3do.com>

Customer Support e-mail address — customer-support@3do.com



WARRANTY AND SERVICE INFORMATION

THE 3DO COMPANY LIMITED 90-DAY WARRANTY

The 3DO Company ("3DO") warrants to the original consumer purchaser of this 3DO software product that the game cartridge on which the underlying computer program is recorded is free from defects in materials and workmanship under normal, recommended use for ninety (90) days from the date of purchase. The 3DO software program recorded on such a medium is sold on an "as is" basis, without any warranty or condition of any kind, and 3DO shall not be liable for any losses or damage of any kind or nature resulting from the use or inability to use such program.

3DO's entire liability and the original consumer purchaser's exclusive remedy for breach of any warranty (express or implied) shall be, at 3DO's option, either: (a) to replace, free of charge, this 3DO software product, or (b) to return to the original consumer purchaser the price paid for this 3DO software product. The preceding warranty shall not be applicable and 3DO shall not be obligated to replace this 3DO software product or to return any such sum to the original consumer unless this 3DO software product is returned within the 90-day warranty period, postage pre-paid with proof of purchase to The 3DO Company, 600 Galveston Drive, Redwood City, CA 94063, Attn.: Customer Support Dept., and the preceding warranty shall be void if any defect in this 3DO software product arises through accident, negligence, use in any application for which this 3DO software product was not designed or intended, modification without the prior consent of 3DO, any cause external to the product (e.g., heat), or by any other cause unrelated to defective materials or workmanship.

EXCEPT FOR THE LIMITED WARRANTY SET FORTH ABOVE, ALL OTHER REPRESENTATIONS, WARRANTIES, CONDITIONS, TERMS AND OBLIGATIONS, WHETHER EXPRESSED OR IMPLIED, INCLUDING, BUT NOT LIMITED TO, ANY IMPLIED WARRANTIES OF MERCHANTABILITY, FITNESS FOR ANY PARTICULAR PURPOSE AND/OR NON-INFRINGEMENT REGARDING THIS 3DO SOFTWARE PRODUCT (RELATING TO EITHER THE GAME CARTRIDGE, THE SOFTWARE OR OTHERWISE) ARE EXCLUDED TO THE MAXIMUM EXTENT ALLOWED BY APPLICABLE LAW.

3DO neither assumes nor authorizes any other person or entity to assume for 3DO (or any related or affiliated entity) any other liability in connection with this 3DO software product.

IN NO EVENT SHALL 3DO BE LIABLE FOR ANY INCIDENTAL, CONSEQUENTIAL (INCLUDING LOSS OF PROFITS), SPECIAL AND/OR OTHER DAMAGES OF ANY KIND OR NATURE RESULTING FROM THE PURCHASE, POSSESSION, USE, OR INABILITY TO USE THIS 3DO SOFTWARE PRODUCT, EVEN IF 3DO HAS BEEN ADVISED OF THE POSSIBILITY OF SUCH DAMAGES OR LOSS. IN NO EVENT SHALL 3DO'S LIABILITY TO THE ORIGINAL CONSUMER PURCHASER EXCEED THE AMOUNT ACTUALLY PAID FOR THIS 3DO SOFTWARE PRODUCT. SOME STATES/COUNTRIES DO NOT ALLOW LIMITATIONS ON HOW LONG AN IMPLIED WARRANTY LASTS AND/OR THE EXCLUSION OR LIMITATION OF INCIDENTAL OR CONSEQUENTIAL DAMAGES, SO THE ABOVE LIMITATIONS AND/OR EXCLUSION OR LIMITATION OF LIABILITY MAY NOT APPLY TO YOU. THIS WARRANTY GIVES YOU SPECIFIC LEGAL RIGHTS AND YOU MAY ALSO HAVE OTHER RIGHTS WHICH VARY FROM JURISDICTION TO JURISDICTION.

3DO has endeavored to ensure that the end user manual and promotional materials regarding this 3DO software product accurately reference the product. However, because of ongoing improvements and updating of 3DO software products, 3DO cannot guarantee the accuracy of printed materials after the date of publication, and 3DO disclaims any loss, liability and/or damages, whether in contract, tort or otherwise, arising out of or resulting from the manual and promotional materials, including, without limitation, any loss or liability resulting from changes, errors or omissions with respect to any of such items.

ARMY MEN™ SARGE'S HEROES™

ANOTHER
GREAT GAME
FROM 3DO



REAL COMBAT. PLASTIC MEN.™

The 3DO Company 600 Galveston Drive, Redwood City, CA 94063

© 1999 The 3DO Company. All Rights Reserved. 3DO, Army Men, Air Attack, Sarge's Heroes, Real Combat, Plastic Men., and their respective logos, are trademarks and/or service marks of The 3DO Company in the U.S. and other countries. All other trademarks belong to their respective owners.

Licensed by Sony Computer Entertainment America for use with the PlayStation game console. PlayStation and the PlayStation logos are registered trademarks of Sony Computer Entertainment Inc. The ratings icon is a trademark of the Interactive Digital Software Association. Manufactured and printed in the U.S.A. THIS SOFTWARE IS COMPATIBLE WITH PLAYSTATION GAME CONSOLES WITH THE NTSC U/C DESIGNATION. U.S. AND FOREIGN PATENTS PENDING.



3DO™

© 1999 Electronic Arts Inc. All rights reserved. Printed in the U.S.A. EA GAMES

ARMY MEN AIR ATTACK

3DO™
The 3DO Company
Presents Air Attack, the 3DO Company's
first interactive 3DO™ game. Air Attack
is a 3D strategy game for the PlayStation
and the 3DO Interactive Multi-Disc™.
The 3DO Company is a service mark of
other countries. All other trademarks
belong to their respective owners.



NTSC U/C



SLUS-00913
PCD-5044-151



3DO is a trademark of the Interactive Computer Software Association. Interactive Multi-Disc is a trademark of Electronic Arts Inc.

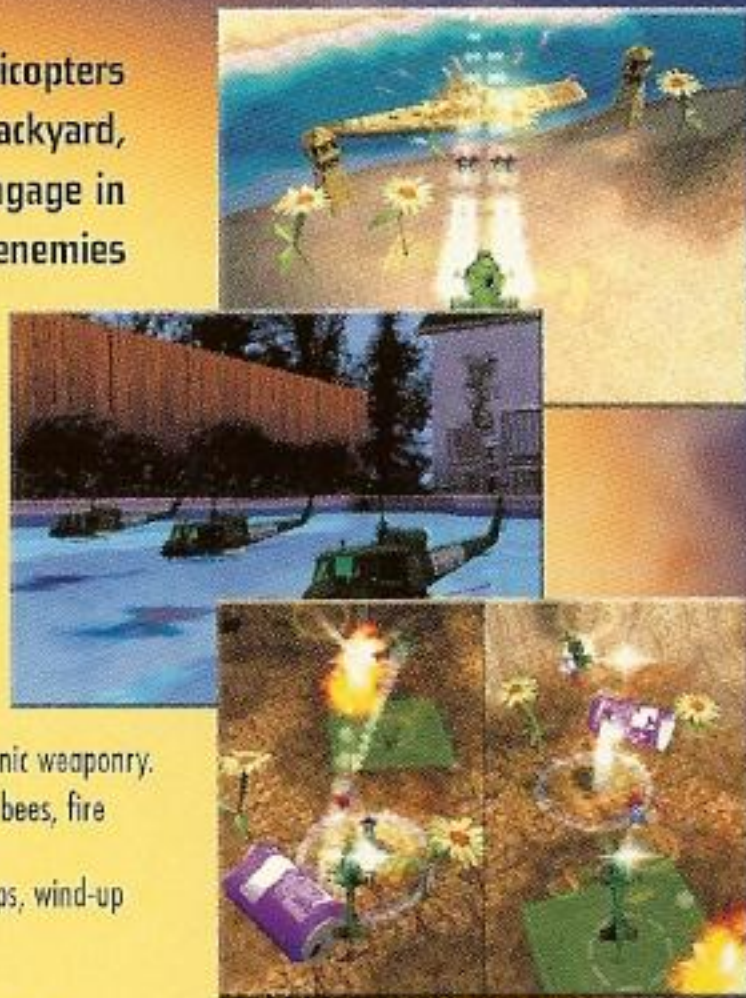
Electronic Arts Inc. is a registered trademark of Electronic Arts Inc. EA GAMES is a registered trademark of Electronic Arts Inc. Air Attack is a registered trademark of Electronic Arts Inc. The 3DO Company is a registered trademark of the 3DO Company. All other trademarks belong to their respective owners.

Toy Soldiers Take To The Skies

Pilot one of four helicopters through the treacherous terrain of the backyard, picnic areas, and nearby beaches. Engage in Air-to-Air and Air-to-Ground combat with enemies ranging from battleships to butterflies. Utilize the unique abilities of each airship to capture giant Teddy Bears, blow up sand castles, and save Sarge from being melted by kids with a magnifying glass. Real Combat. Plastic Men.™

FEATURES:

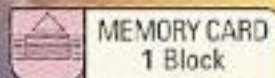
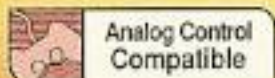
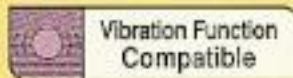
- Control 4 different toy helicopters armed with an arsenal of pyrotechnic weaponry.
- Battle Tan soldiers and a variety of real-world enemies such as killer bees, fire ants, and the dreaded lawn sprinkler.
- Take on a full complement of plastic toy units: tanks, helicopters, jeeps, wind-up robots, ground troops and UFOs!
- Conquer 16 one-player missions of bloodless, toy violence.
- Team up in the split-screen Cooperative Mode or battle head-to-head in the competitive two-player mode.



5044-01-015



7 90561 50445 0

1 or 2
PlayersMEMORY CARD
1 BlockAnalog Control
CompatibleVibration Function
Compatible

The 3DO Company 600 Galveston Drive, Redwood City, CA 94063

© 1999 The 3DO Company. All Rights Reserved. 3DO, Army Men, Air Attack, Real Combat, Plastic Men, Dividers of Might and Magic, and their respective logos, are trademarks and/or service marks of The 3DO Company in the U.S. and other countries. All other trademarks belong to their respective owners.

Licensed by Sony Computer Entertainment America for use with the PlayStation game console. PlayStation and the PlayStation logos are registered trademarks of Sony Computer Entertainment Inc. The ratings icon is a trademark of the Interactive Digital Software Association. Manufactured and printed in the U.S.A. THIS SOFTWARE IS COMPATIBLE WITH PLAYSTATION GAME CONSOLES WITH THE NTSC U/C DESIGNATION. U.S. AND FOREIGN PATENTS PENDING.

3DO™
www.armymen.com

TEEN**ANIMATED VIOLENCE**

Visit www.esrb.org or call
1-800-771-3772 for Rating information.