


NON-STOP MELEE & SPELL COMBAT

The battle is to the death. You are the world's last hope.

PlayStation
TEEN
ESRB
CONTENT RATED BY
ESRB



Customer Support (650) 385-3193
customer-support@3DO.com
Monday-Friday: 9am-12pm, 2pm-5pm Pacific Time

The 3DO Company, 100 Cardinal Way, Redwood City, CA 94063

© 2001 The 3DO Company. All Rights Reserved. 3DO, Army Men, Real Combat, Plastic Men, Warriors of Might and Magic, and their respective logos, are trademarks or registered trademarks of The 3DO Company in the U.S. and other countries. All other trademarks belong to their respective owners.

Licensed by Sony Computer Entertainment America for use with the PlayStation game console. PlayStation and the PlayStation logos are registered trademarks of Sony Computer Entertainment Inc. The ratings icon is a trademark of the Interactive Digital Software Association. Manufactured and printed in the U.S.A. THIS SOFTWARE IS COMPATIBLE WITH PLAYSTATION GAME CONSOLES WITH THE NTSC U/C DESIGNATION. U.S. AND FOREIGN PATENTS PENDING.

EmuMovies

3DO
www.3DO.com



NTSC U/C

PlayStation



SLUS-01435
PMN-5241-151

ARMY MEN

WORLD WAR

TEAM ASSAULT

REAL COMBAT. PLASTIC MEN.

3DO

WARNING: READ BEFORE USING YOUR PLAYSTATION® GAME CONSOLE.

A very small percentage of individuals may experience epileptic seizures when exposed to certain light patterns or flashing lights. Exposure to certain patterns or backgrounds on a television screen or while playing video games, including games played on the PlayStation game console, may induce an epileptic seizure in these individuals. Certain conditions may induce previously undetected epileptic symptoms even in persons who have no history of prior seizures or epilepsy. If you, or anyone in your family, has an epileptic condition, consult your physician prior to playing. If you experience any of the following symptoms while playing a video game – dizziness, altered vision, eye or muscle twitches, loss of awareness, disorientation, any involuntary movement, or convulsions – IMMEDIATELY discontinue use and consult your physician before resuming play.

WARNING TO OWNERS OF PROJECTION TELEVISIONS:

Do not connect your PlayStation game console to a projection TV without first consulting the user manual for your projection TV, unless it is of the LCD type. Otherwise, it may permanently damage your TV screen.

USE OF UNOFFICIAL PRODUCT:

The use of unofficial products and peripherals may damage your PlayStation game console and invalidate your console warranty.

HANDLING YOUR PLAYSTATION DISC:

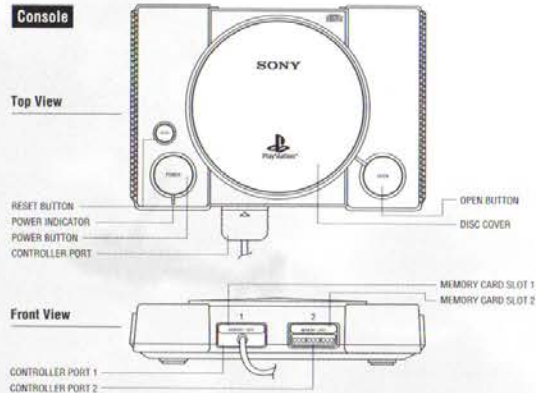
- This compact disc is intended for use only with the PlayStation game console.
- Do not bend it, crush it or submerge it in liquids.
- Do not leave it in direct sunlight or near a radiator or other source of heat.
- Be sure to take an occasional rest break during extended play.
- Keep this compact disc clean. Always hold the disc by the edges and keep it in its protective case when not in use. Clean the disc with a lint-free, soft, dry cloth, wiping in straight lines from center to outer edge. Never use solvents or abrasive cleaners.

**TABLE OF CONTENTS**

STARTUP INFORMATION	2
DUALSHOCK® ANALOG CONTROLLER	3
GAME CONTROLS	4
ARMY MEN®: WORLD WAR - TEAM ASSAULT	7
CHARACTERS	8
GAME MENUS	12
GAME SCREEN	14
MULTIPLAYER GAMES	14
CUSTOMER SUPPORT	15
END USER LICENSE AGREEMENT	16
LIMITED 90-DAY WARRANTY	17



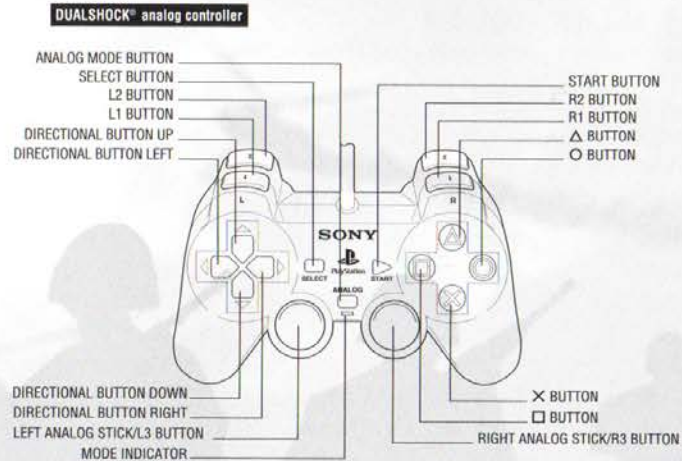
STARTUP INFORMATION



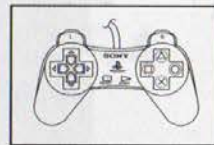
Set up your PlayStation game console according to the instructions in its Instruction Manual. Make sure the power is off before inserting or removing a compact disc. Insert the *Army Men®: World War-Team Assault* disc and close the Disc Cover. Insert game controllers and turn on the PlayStation game console. Follow on-screen instructions to start a game.

If you wish to load or save information during play, insert a MEMORY CARD, with at least 1 free MEMORY CARD block into MEMORY CARD slot 1. It is advised that you do not insert or remove peripherals or MEMORY CARDS once the power has been turned on.

DUALSHOCK® ANALOG CONTROLLER



NOTE: You may have a controller that looks like this, if so please follow the digital instructions outlined above.



GAME CONTROLS

FIVE GAME MODES

Get ready for the adventure that takes you through gritty duck-and-cover combat, thundering across the plains behind a powerful turret, piloting a powerful sub through enemy waters, and high in the sky for death-defying dogfights. Each battle type has its own unique set of controls. In each mode, press the START button to Pause the game.

DUCK-AND-COVER CONTROLS

directional button/right stick/left stick

△ button

○ button

× button

□ button

L1 button + **↑** / **↓** / **←** / **→** directional button

L2 button + **↑** / **↓** / **←** / **→** directional button

R1 button

R2 button

R2 button + **↑** directional button

↑ / **↓** directional buttons while prone

↑ / **↓** directional button (When Kneeling)

SELECT button (Hold)

Move

Get in Heavy Weapon

Switch Character

Fire Weapon

Cycle Inventory

Walk/Side Step

Roll

Stand

Crouch

Dive

Crawl

Stand Up

Map

VEHICLE CONTROLS

directional buttons/right stick/left stick

△ button

○ button + **←** / **→** directional button

× button

□ button

L1 button

L2 button

R1 button

R2 button

SELECT button (Hold)

Move

N/A

Fast Turn

Fire Weapon

N/A

Look Back

N/A

Raise Gun

Lower Gun

Map

GUNNER CONTROLS

directional buttons/right stick/left stick

△ button

○ button

× button

□ button

L1 button

L2 button

R1 button

R2 button

SELECT button (Hold)

Aim Turret

N/A

N/A

Fire Weapon

Switch Gun Positions

N/A

N/A

N/A

N/A

Map

SUBMARINE CONTROLS

directional buttons/right stick/left stick

△ button

⊙ button + ← / → directional button

⊗ button

▣ button

L1 button

L2 button

R1 button

R2 button

SELECT button (Hold)

TANK CONTROLS

directional buttons/right stick/left stick

△ button

⊙ button

⊗ button

▣ button

L1 button

L2 button

R1 button

R2 button

SELECT button (Hold)

Move

N/A

Hard Turn

Fire Weapon

N/A

Look Back

N/A

Climb

Dive

Map

Aim Turret

N/A

N/A

Fire Weapon

Switch Weapon

Left Track Forward

Left Track Back

Right Track Forward

Right Track Back

Map

ARMY MEN: WORLD WAR-TEAM ASSAULT

The plastic war is now at a standstill. The Green and Tan armies are locked in a stalemate. Seeking to gain the advantage in this conflict, the Tan have succeeded in developing long-range missiles that will ultimately spell doom for the Green forces. Intelligence agents had determined that these long-range missiles exist, but they had not discovered their location. Until now...

A Green intelligence agent had a lead on the possible whereabouts of these harbingers of doom. Unfortunately, the agent was discovered before he was able to reveal the location of the missile base. In an attempt to rescue this agent and ultimately destroy the hidden base, a crack team of Green commandos has been assembled. Each member of this team is a specialist in a variety of fields ranging from heavy weaponry to linguistics. The fate of the free world depends on the successful completion of this mission. If these brave soldiers fail, the Green Nation will have no defense against this seemingly invincible menace.

BASICS

Most missions will require the expertise of two of the six elite squad members. Choose your two squad members carefully, because successfully completing each mission relies heavily on their specific skills!

As you work your way through each mission, you must switch back and forth between both team members to advance through the level. Both team members must survive and reach each mission's goal in order to succeed.

CHARACTERS

CHARACTER ATTRIBUTES

- ★ **HIT POINTS** – The character's total health.
- ★ **SPEED** – The character's speed within the game from a slow, loping run to a sprint.
- ★ **STEALTH** – The character's ability to go undetected by the enemy.

SPECIAL SKILLS

Each of the characters have two special skills. You must choose two members from the team of six to complete each mission level.

- ★ **COMMUNICATIONS** – Use communications devices and decipher codes.
- ★ **MECHANIC** – Repair vehicles and heavy equipment.
- ★ **HEAVY WEAPONS** – Use heavy weapons such as bazookas.
- ★ **LINGUIST** – Decipher various languages and war disguises.
- ★ **DEMOLITIONS** – Place, arm, detonate and disarm explosives.
- ★ **SNIPER** – Target and shoot the enemy from a long distance.



SPEED
400
STEALTH
500
HIT POINTS
1000

NAME: XHADO

AGE: N/A

HT: N/A

WT: N/A

SPECIAL SKILLS: Sniper, Mechanic



Not much information can be compiled about this wagger of quiet aggression. Silent and deadly, Xhado's expertise as a hunter means that his targets will most likely never know what hit them.



SPEED
400
STEALTH
500
HIT POINTS
1000

NAME: DANTE HERNANDEZ

AGE: 28

HT: 6'3"

WT: 225 lbs.

SPECIAL SKILLS: Mechanic, Heavy Weapons



Dante's keen savvy on how anything mechanical works means that there isn't an engine in the world that he can't fix...with the right tools. Long days spent overhauling huge tank engines have also given him an imposing physical presence with outstanding strength and endurance.



SPEED
STEALTH
HIT POINTS

NAME: ARMAND "FLAMBÉ" NESTOR

AGE: 24

HT: 5'11"

WT: 165 lbs.

SPECIAL SKILLS: Explosives, Communications



Armand Nestor learned his trade from his family at the young age of eleven. The Nestor Demolition Company is world renowned, and has an impressive wake of dust and debris behind it. Armand's clear understanding of his "art form" (as he describes it) and his confidence in his abilities is often mistaken for a disregard for his own life.



SPEED
STEALTH
HIT POINTS

NAME: BJORN "BOOMER" THORSON

AGE: 26

HT: 5'8"

WT: 175 lbs.

SPECIAL SKILLS: Linguist, Explosives



Bjorn Thorson was born to an ambassador and into a household where different languages were spoken daily. This being the case, Bjorn has an aptitude for language. He studied demolitions when he joined the service and often finds himself at odds with his compatriot, Armand, who prefers his instincts to Bjorn's by-the-book approach. This attitude also permeates Thorson's views on personal appearance and social behavior.



SPEED
STEALTH
HIT POINTS

NAME: GIB "SQUIRREL" FARRELL

AGE: 21


HT: 5'9"

WT: 165 lbs.

SPECIAL SKILLS: Sniper, Communications



Gib is a self-confessed klutz, except when it comes to his job. "Squirrel", as he is commonly referred to, is a crack shot. However, he'll fumble through everything else he comes in contact with and probably make a lot of noise along the way. He is a competent communications officer, but don't ask him to juggle.



SPEED
STEALTH
HIT POINTS

NAME: TYKE "THE TANK" MORGAN

AGE: 28

HT: 7'2"

WT: 302 lbs.

SPECIAL SKILLS: Heavy Weapons, Linguist



Tyke enjoys poetry and long walks on the beach, and you'd do well not to make fun of that fact. Tyke's obvious physical prowess makes him an easy candidate to handle "the heavy stuff". However, he'd prefer a good book to a howitzer any day. Because of this adoration for the written word, "The Tank" has dedicated much of his time to studying foreign languages in order to read these works in their native tongue. When in battle, Tyke wastes little time dispatching the enemy so he can concentrate on "the finer things".

GAME MENUS

MAIN MENU

NEW GAME

Begin a new game.

TRAINING

Enter Training mode to practice your combat skills and try out each team member's special ability.

BOOT CAMP

Boot Camp offers each team member an opportunity to practice using his special skills. Try out Xhado's sniper skills at the Target Range, or Squirrel's communications expertise at the Communications Station. There are no enemies to contend with in Boot Camp.

ADVANCED BASIC TRAINING

Choose two team members for this test of your combat skills. The object is to guide both team members safely through an enemy-infested base to steal their flag. This introduction to mission-based gameplay requires sharp shooting and careful maneuvering. Just be aware that if either team member dies, you must begin the mission again.

SAVED GAME

Load a previously Saved Game.

OPTIONS

Select Options to modify the Audio settings, game Difficulty, and Controller configurations.

TWO PLAYERS

See page 14 for a complete description of Multi-player.

PAUSE MENU

Pause the game during any mission for this game menu.

RESUME

Select this option to resume gameplay.

MISSION BRIEFING

Review the goal of the current mission.

OPTIONS

Change the Audio or Controller Vibration settings.

RESTART

Restart the current mission.

QUIT

Quit the game.

GAME SCREEN

The following information is shown on the game screen.

CURRENT WEAPON

This icon indicates the weapon your character is currently using.

CHARACTER

The name of the character you are currently using appears here.

RADAR

Keep an eye on the Map to see where the nearest enemy is and the layout of the terrain. The blue dot is the mission objective.

MULTIPLAYER GAMES

CAPTURE THE FLAG

The race is to steal the other team's flag! Just be sure you keep an eye on your team's flag...

GRUDGE MATCH

The grudge match or "to the death" mode pits one player against the other in one-on-one combat or tank vs. tank combat.

CUSTOMER SUPPORT

Web Site

Visit www.3DO.com for late-breaking news and information, answers to Frequently Asked Questions (FAQ's), links to hardware manufacturers' web sites, and the latest product updates.

If you want to ask a specific technical question, you can use the online email form available at our web site or send mail directly to: customer-support@3DO.com

Phone / Fax:

Call (650) 385-3193, Monday through Friday, 9:00am - 12:00 noon and 2:00pm - 5:00pm, Pacific Time; or fax us at (650) 385-3181.

U.S. Mail

Customer Support
The 3DO Company
100 Cardinal Way
Redwood City, CA 94063

Buy Direct

If you wish to purchase additional copies or other titles from The 3DO Company, please visit the 3DO Direct Online Store at <http://store.3DO.com> or call:

3DO Direct Sales (800) 336-3506 in the United States
(650) 385-3187 in Canada and Mexico

World Wide Web

<http://www.3DO.com>

Hints And Tips

Call 1-900-CALL-3DO (1-900-225-5336) for pre-recorded hints, tips, and clues. Calls to the Hint Line cost \$0.99 per minute for recorded hints and tips; calls must be made from a Touch Tone Phone. If you are under 18 years of age, you must get your parents' permission before calling.

THE 3DO COMPANY

End-User License Agreement

IMPORTANT—PLEASE READ CAREFULLY. IF YOU ARE UNDER THE AGE OF EIGHTEEN (18), PLEASE HAVE A PARENT OR GUARDIAN READ THE ENTIRE END-USER LICENSE AGREEMENT (THE "EULA") PRIOR TO USING THIS 3DO PRODUCT IN ANY MANNER. The EULA is a legal agreement between you, the original consumer purchaser or subsequent transferee of this 3DO software product ("You") and The 3DO Company, a California corporation ("3DO"). As used herein, the term "Program" includes the computer software and associated audiovisual works, the related media, any printed materials, and any electronic or "on-line" documentation materials regarding this 3DO software product. By opening this package and/or using the Program, You accept and agree to abide by all of the terms and conditions of this EULA.

- 1. LICENSE GRANT.** 3DO hereby grants You a non-exclusive, personal license to use the Program solely in accordance with the terms and subject to the conditions of this EULA. The Program incorporates various intellectual property rights, that may include, without limitation, copyrights, trademarks, patents, trade secrets and other proprietary rights (collectively, the "Intellectual Property Rights"). While You are entitled to own the physical media on which the Program is distributed, 3DO retains all rights, title and interests in and to the computer software, audiovisual works, and other materials comprising the Program and all Intellectual Property Rights relating thereto.
- 2. RIGHTS AND RESTRICTIONS.** The Program is protected by U.S. and foreign copyright laws and international copyright treaties, as well as by other such intellectual property laws and treaties. The Program is licensed (and not sold) to You, and any and all rights not expressly granted to You herein are reserved by 3DO.
 - You may use one copy of the Program on your game console. Except as expressly set forth in the user manual for this 3DO software product, the Program may not be shared or otherwise used simultaneously on more than one game console.
 - The Program is licensed for use as a single integrated product, and You agree not to separate the component parts of the Program for use in any other application, product or service.
 - You agree not to publicly perform, rent, lease, loan, or sublicense the Program (or any portion thereof), or to otherwise provide any third party with access to and/or the opportunity to copy or otherwise use the Program.
 - You agree not to adapt or otherwise modify, create any derivative work, or decompile, disassemble, reverse engineer, or otherwise attempt to derive any source code from, the Program (or any portion thereof), except and only to the extent that, notwithstanding such restrictions, such activity is expressly permitted by applicable law.
 - You may permanently transfer all of your rights under this EULA, provided that (i) You transfer the entire Program, including any and all components thereof and all versions of the Program licensed to You hereunder; (ii) You retain no copy or copies of the Program; and (iii) the transferee agrees to all of the terms and conditions of this EULA.
- 3. SUPPORT SERVICES.** 3DO may provide You with support services relating to the Program (collectively, "Support Services"). Your use of any such Support Services shall be subject to 3DO's then-applicable policies and programs as described in the end-user manual for the Program, in "on-line" documentation (if any), and/or in other such materials published by 3DO. All supplemental computer software and documentation materials (if any) provided by 3DO as part of its Support Services or otherwise shall all be considered part of the Program for all intents and purposes and shall be governed by the provisions of this EULA. Any information that You disclose or provide in connection with the Support Services may be used by 3DO for any of its business purposes, including, but not limited to, product development and support.
- 4. U.S. GOVERNMENT RESTRICTED RIGHTS.** The Program and all components and versions thereof are provided with restricted rights. Use, duplication, or disclosure by the U.S. Government or any U.S. Government subcontractor is subject to restrictions as set forth in subparagraph (c)(1)(ii) of the Rights in Technical Data and Computer Software clauses at DFARS 252.227-7013 or subparagraphs (c)(1) and (2) of the Commercial Computer Software-Restricted Rights clauses at 48 CFR 52.227-19, as applicable. "Manufacturer", as such term is used therein, is The 3DO Company, 100 Cardinal Way, Redwood City, California, 94063, U.S.A.
- 5. EXPORT LIABILITY ASSURANCES.** You agree that the Program will not be exported outside the United States except as authorized and/or permitted by the laws and regulations of the United States. If You have rightfully obtained the Program outside the United States, You agree not to re-export the Program except as permitted by the laws and regulations of the United States and the laws and regulations of the jurisdiction in which You obtained the Program.
- 6. TERMINATION.** Without prejudice to any of 3DO's other rights and remedies under applicable law, 3DO may, at its sole discretion, terminate this EULA if You fail to comply with any of the terms or conditions of this EULA. In the event this EULA is terminated, You must destroy all copies of the Program, including, but not limited to, all components and versions thereof licensed to You hereunder.
- 7. GOVERNING LAW.** This EULA shall be governed by and construed under the laws of the State of California, excluding that body of law related to choice of laws, and of the United States of America.
- 8. ENTIRE AGREEMENT.** This EULA constitutes the entire agreement and understanding of the parties regarding the possession and use of the Program by You and the related subject matter hereof. If any provision of this EULA (or part thereof) is determined by a court of competent jurisdiction to be void, invalid or otherwise unenforceable, such provision (or part thereof) shall be deemed deleted from this EULA, while the remaining provisions of this EULA shall continue in full force and effect. No failure or delay by 3DO in exercising any right, power or remedy under this EULA shall operate as a waiver of any such right, power or remedy.

The 3DO Company ("3DO") warrants to the original consumer purchaser of this 3DO software product that the media on which the underlying computer program is recorded is free from defects in materials and workmanship under normal, recommended use for ninety (90) days from the date of purchase. The 3DO software program recorded on such a media is sold on an "as is" basis, without any warranty or condition of any kind, and 3DO shall not be liable for any losses or damage of any kind or nature resulting from the use or inability to use such program.

3DO's entire liability and the original consumer purchaser's exclusive remedy for breach of any warranty (express or implied) shall be, at 3DO's option, either: (a) to replace, free of charge, this 3DO software product, or (b) to return to the original consumer purchaser the price paid for this 3DO software product. The preceding warranty shall not be applicable and 3DO shall not be obligated to replace this 3DO software product or to return any such sum to the original purchaser unless this 3DO software product is returned within the 90-day warranty period, postage pre-paid with proof of purchase to The 3DO Company, 100 Cardinal Way, Redwood City, CA 94063, Attn.: Customer Support Dept. The preceding warranty shall be void if any defect in this 3DO software product arises through accident, negligence, use in any application for which this 3DO software product was not designed or intended, modification without the prior consent of 3DO, any cause external to the product (e.g., heat), or by any other cause unrelated to defective materials or workmanship.

EXCEPT FOR THE LIMITED WARRANTY SET FORTH ABOVE, ALL OTHER REPRESENTATIONS, WARRANTIES, CONDITIONS, TERMS AND OBLIGATIONS, WHETHER EXPRESSED OR IMPLIED, INCLUDING, BUT NOT LIMITED TO, ANY IMPLIED WARRANTIES OF MERCHANTABILITY, FITNESS FOR ANY PARTICULAR PURPOSE AND/OR NON-INFRINGEMENT REGARDING THIS 3DO SOFTWARE PRODUCT (WHETHER RELATING TO THE MEDIA, THE SOFTWARE OR OTHERWISE) ARE EXCLUDED TO THE MAXIMUM EXTENT ALLOWED BY APPLICABLE LAW.

3DO neither assumes nor authorizes any other person or entity to assume for 3DO (or any related or affiliated entity) any other liability in connection with this 3DO software product.

IN NO EVENT SHALL 3DO BE LIABLE FOR ANY INCIDENTAL, CONSEQUENTIAL (INCLUDING LOSS OF PROFITS), SPECIAL AND/OR OTHER DAMAGES OF ANY KIND OR NATURE RESULTING FROM THE PURCHASE, POSSESSION, USE, OR INABILITY TO USE THIS 3DO SOFTWARE PRODUCT, EVEN IF 3DO HAS BEEN ADVISED OF THE POSSIBILITY OF SUCH DAMAGES OR LOSS. IN NO EVENT SHALL 3DO'S LIABILITY TO THE ORIGINAL CONSUMER PURCHASER EXCEED THE AMOUNT ACTUALLY PAID FOR THIS 3DO SOFTWARE PRODUCT. SOME STATES/COUNTRIES DO NOT ALLOW LIMITATIONS ON HOW LONG AN IMPLIED WARRANTY LASTS AND/OR THE EXCLUSION OR LIMITATION OF INCIDENTAL OR CONSEQUENTIAL DAMAGES, SO THE ABOVE LIMITATIONS AND/OR EXCLUSIONS OR LIMITATIONS OF LIABILITY MAY NOT APPLY TO YOU. THIS WARRANTY GIVES YOU SPECIFIC LEGAL RIGHTS AND YOU MAY ALSO HAVE OTHER RIGHTS WHICH VARY FROM JURISDICTION TO JURISDICTION.

3DO has endeavored to ensure that the end user manual and promotional materials regarding this 3DO software product accurately reference the product. However, because of ongoing improvements and updating of 3DO software products, 3DO cannot guarantee the accuracy of printed materials after the date of publication, and 3DO disclaims any loss, liability and/or damages, whether in contract, tort or otherwise, arising out of or resulting from the manual and promotional materials, including, without limitation, any loss or liability resulting from changes, errors or omissions with respect to any of such items.