

If you like the classic games
in this Atari® Anniversary
Edition, check out these
arcade classics!



Part# 04-22670LICB



NTSC U/C

PlayStation®



SLUS-01427
04-22670



ANNIVERSARY EDITION REDUX



EmuMovies



WARNING: READ BEFORE USING YOUR PLAYSTATION® GAME CONSOLE.

A very small percentage of individuals may experience epileptic seizures when exposed to certain light patterns or flashing lights. Exposure to certain patterns or backgrounds on a television screen or while playing video games, including games played on the PlayStation® game console, may induce an epileptic seizure in these individuals. Certain conditions may induce previously undetected epileptic symptoms even in persons who have no history of prior seizures or epilepsy. If you, or anyone in your family, has an epileptic condition, consult your physician prior to playing. If you experience any of the following symptoms while playing a video game – dizziness, altered vision, eye or muscle twitches, loss of awareness, disorientation, any involuntary movement, or convulsions – IMMEDIATELY discontinue use and consult your physician before resuming play.

WARNING TO OWNERS OF PROJECTION TELEVISIONS:

Do not connect your PlayStation game console to a projection TV without first consulting the user manual for your projection TV, unless it is of the LCD type. Otherwise, it may permanently damage your TV screen.

USE OF UNOFFICIAL PRODUCT:

The use of unofficial products and peripherals may damage your PlayStation game console and invalidate your console warranty.

HANDLING YOUR PLAYSTATION DISC:

- This compact disc is intended for use only with the PlayStation game console.
- Do not bend it, crush it or submerge it in liquids.
- Do not leave it in direct sunlight or near a radiator or other source of heat.
- Be sure to take an occasional rest break during extended play.
- Keep this compact disc clean. Always hold the disc by the edges and keep it in its protective case when not in use. Clean the disc with a lint-free, soft, dry cloth, wiping in straight lines from center to outer edge. Never use solvents or abrasive cleaners.

Table of Contents

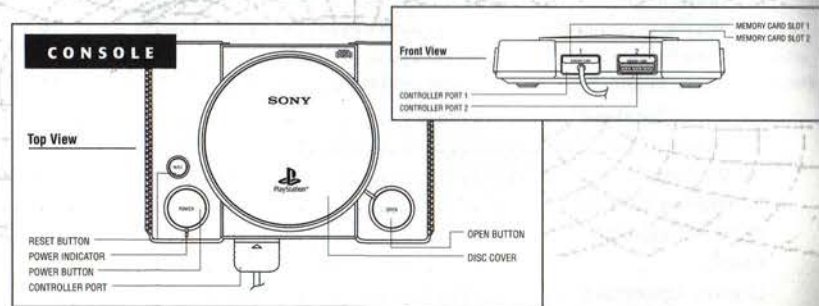
Getting Started	4
Controlling the Gameplay	5
Welcome to the <i>Atari® Anniversary Edition Redux Game!</i>	6
The Arcade Menu Screen	7
Additional Features	7
Configure	7
The Atari Archives	8
Default Controls	9
Play the Ultimate Collection!	13
Asteroids®	13
Asteroids Deluxe™	14
Battlezone™	15
Black Widow™	16
Centipede®	16
Gravitar®	17
Missile Command®	18
Pong™	19
Space Duel™	20
Super Breakout®	21
Tempest®	22
Warlords®	23
Infogrames Web Sites	23
Technical Support	24
Credits	25
License Agreement	26

Getting Started

Important! Do not insert or remove peripherals or memory cards once power is turned on. You will need a memory card in MEMORY CARD slot 1 to save your games.

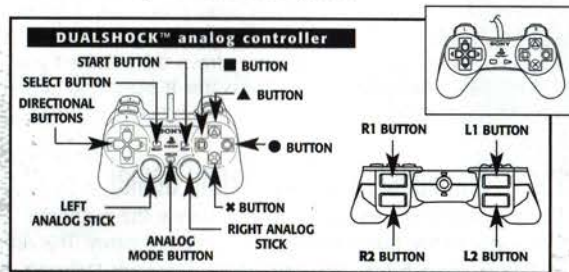
1. Set up your PlayStation® game console according to the instructions in its Instruction Manual.
2. Make sure the power is OFF before inserting or removing a compact disc.
3. Insert the *Atari Anniversary Edition Redux* disc and close the disc cover.
4. Insert the game Controllers (and memory card if you have one).
5. Turn ON the PlayStation game console. The introductory sequence will begin. To skip this sequence and go directly to the Main menu, press the START button.

Note: You will not be able to save your progress or game information if you don't use a memory card. Make sure there is at least one free block on your memory card before beginning your game in order to save games. You should not swap memory cards during play and you must leave the card in MEMORY CARD slot 1-A of your Multitap if you are using one.



Controlling The Gameplay

The following is a general guideline of how controls and buttons are mapped for the *Atari Anniversary Edition Redux* game.



NOTE: You may have a Controller that looks like this. If so, please follow the digital instructions outlined below.

Left analog stick – Use this to navigate through menu choices.

Directional buttons – Like the left stick, you may also use these buttons to navigate through menu choices.

■ button – Use this button to select a menu item.

▲ button – Use this button as a hot key to access the Atari Archives from the Arcade Menu screen, or use it to exit out of menu screens.

● button – Use this button to access the Index from within the Atari Archives.

START button – Use this button to access a game's Main Menu from the Arcade Menu screen. During play, pressing this button will pause the game.

L1 button – Use this button to zoom out on an Atari Archives image.

L2 button – Not used.

SELECT button – Use this button during play to access a game's Main Menu.

R1 button – Use this button to zoom in on an Atari Archives image.

R2 button – Not used.

LOADING A SAVED GAME

You can save or load a game's settings and high scores from the selected game's Main Menu. Highlight the LOAD/SAVE menu item, press the **X** button to confirm, and then follow the on-screen prompts.

Welcome to the Atari® Anniversary Edition Redux Game!

The ultimate collection is here! You are about to experience the authentic sights and sounds of some of the finest moments in arcade history. The *Atari Anniversary Edition Redux* game brings you Asteroids®, Asteroids Deluxe™, Battlezone®, Black Widow™, Centipede®, Gravitar®, Missile Command®, Pong™, Space Duel™, Super Breakout®, Tempest® and Warlords®. Whether you experienced these classic games as a youth or are just curious to find out what inspired the video games of today, you're sure to find a favorite.

The Arcade Menu Screen

After you launch the *Atari Anniversary Edition Redux* game, the Arcade Menu screen appears. From here you can choose to play any of the following hit Atari games:

- Asteroids®
- Asteroids Deluxe™
- Battlezone®
- Black Widow™
- Centipede®
- Gravitar®
- Missile Command®
- Pong™
- Space Duel™
- Super Breakout®
- Tempest®
- Warlords®

Important! The Arcade Menu screen can only be controlled by the Controller in Controller port 1.



Additional Features

Configure

Once you've chosen a game to play from the Arcade Menu, press the **X** button to bring up that game's Main Menu. From that screen you can change the selected game's settings.



HOW TO CHANGE A GAME'S CONTROLLER SETTINGS

- Once you've chosen a game from the Arcade Menu screen, press the **✖** button to access that game's Main Menu.
- Use the directional buttons to highlight SETTINGS and press the **✖** button.
- Use the directional buttons to highlight CONTROLLER OPTIONS and press the **✖** button.
- Use the directional buttons to highlight BUTTON SET UP and press the **✖** button.
- Use the up and down directional buttons to scroll through the various Controller buttons. Once you have selected the button that you wish to change, use the left and right directional buttons to scroll through the possible commands the selected button can be programmed to perform.
- When done, select SAVE AND EXIT from the menu and press the **✖** button.

Note: For games that feature MOVEMENT SPEED as one of the Controller settings, the setting level ranges from 1 (slower) to 8 (fastest) with 4 being the default.

The Atari Archives

Visit the Atari Archives and immerse yourself in some great memorabilia from the early days of Atari. It's there that you'll find background info on the classic games, interviews, old graphics, stories and audio related to all the old favorites. Have a look around and feel what it was like to be a pioneer!



NAVIGATING THE MAIN ARCHIVE SCREEN

Directional buttons – Use these buttons to scroll the menu items.

✖ button – Use this button to select a menu item.

▲ button – Use this button to return to the previous screen.

Default Controls

Asteroids®

✖ button = Fire

Up directional button = Thrust

▲ button = Hyperspace

Left directional button = Rotate Left

Right directional button = Rotate Right

Asteroids™ Deluxe

✖ button = Fire

Up directional button = Thrust

▲ button = Shields

Left directional button = Rotate Left

Right directional button = Rotate Right

Battlezone®

- Up directional button** = Left Tread Forward
- Down directional button** = Left Tread Reverse
- ▲ button** = Right Tread Forward
- ✖ button** = Right Tread Reverse
- button or R1 button** = Fire

Black Widow™

- Up directional button** = Move Up
- Down directional button** = Move Down
- Left directional button** = Move Left
- Right directional button** = Move Right
- ▲ button** = Fire Up
- ✖ button** = Fire Down
- button** = Fire Left
- button** = Fire Right

Centipede®

- ✖ button** = Fire
- Up directional button** = Move Up
- Down directional button** = Move Down
- Left directional button** = Move Left
- Right directional button** = Move Right

Gravitar™

- ✖ button or ■ button** = Fire
- Up directional button** = Thrust
- ▲ button** = Shields/Tractor
- Left directional button** = Rotate Left
- Right directional button** = Rotate Right

Missile Command®

- button** = Alpha Fire
- ✖ button or ▲ button** = Delta Fire
- button** = Omega Fire
- Up directional button** = Aim Up
- Down directional button** = Aim Down
- Left directional button** = Aim Left
- Right directional button** = Aim Right

Pong™

- Up directional button** = Move Paddle Up
- Down directional button** = Move Paddle Down

Space Duel™

- ✖ button** = Fire
- Up directional button** = Thrust
- ▲ button** = Shields
- Left directional button** = Rotate Left
- Right directional button** = Rotate Right

Super Breakout®

✖ button = Serve

Left directional button = Move Left

Right directional button = Move Right

Note: The R2 button cycles through the available playfields.

Tempest®

✖ button or ■ button = Fire

▲ button = Super Zapper

Right directional button = Move Clockwise

Left directional button = Move Counterclockwise

Warlords®

Left directional button = Counterclockwise

Right directional button = Clockwise

✖ button = Catch

Play the Ultimate Collection!

- Using the directional buttons, highlight the name of the game you wish to play and then press the ✖ button to confirm your selection. This will access that game's Main Menu.
- Highlight the menu item you want and then press the ✖ button to confirm. If you select SETTINGS, configure the game as you wish.
- Make a note of the Controller commands you have assigned to the game.
- Highlight the SAVE AND EXIT option and then press the ✖ button to confirm.
- Press the START button to begin playing.

Tip: If you find the picture flickering or difficult to view in any of the vector games (Asteroids®, Asteroids Deluxe™, Battlezone™, Black Widow™, Gravitar®, Space Duel™ or Tempest®), press the SELECT button to access that game's Main Menu. From there, select SETTINGS, then DISPLAY OPTIONS, and then change the DISPLAY QUALITY to either LOW, MEDIUM or HIGH.

Asteroids®

RETRO RECAP

Arcade Debut: 1979

Other Happenings That Year:

- The Knack's *My Sharona* hits #1 on the *Billboard* charts.
- The Shah of Iran is forced into exile.
- Mother Teresa wins the Nobel Peace Prize.
- Actor John Wayne dies.
- *The Deer Hunter* wins Best Picture.
- The Pittsburgh Steelers defeat the Dallas Cowboys to win the Super Bowl.
- Actor Lee Marvin is sued for "palimony."
- Margaret Thatcher becomes Europe's first woman Prime Minister.
- Patty Hearst is released from prison.

IT'S TIME TO PLAY!

Destroy the asteroids with your ship's blaster. As you break the bigger rocks up, the smaller ones come at you faster! Use your ship's thruster to get around the screen and when death is certain, hyperspace your way out. Watch out for the aliens who shoot back at you. Take them out for more points!



Asteroids Deluxe™

RETRO RECAP

Arcade Debut: 1981

Other Happenings That Year:

- Olivia Newton-John encourages fans to get *Physical*.
- Walter Cronkite retires from regular television broadcasting.
- *Ordinary People* wins the Best Picture Oscar.
- *Columbia*, the first U.S. space shuttle, makes its maiden flight.
- Actress Natalie Wood dies tragically in a boating accident.
- Serial police drama *Hill Street Blues* makes its television debut.

IT'S TIME TO PLAY!

Face all new dangers in this sequel as you blast space free of swarms of asteroids. Watch out for the saucers and new hazards. Use your shield to protect your ship from damage.



Battlezone®

RETRO RECAP


Arcade Debut: 1980

Other Happenings That Year:

- The rock group Queen sends toes tapping with *Crazy Little Thing Called Love*.
- Deposed Shah of Iran, Muhammad Reza Pahlavi, dies of cancer.
- The worldwide eradication of smallpox is announced.
- Lech Walesa becomes chairman of Poland's new independent trade union — Solidarity.
- The Cable News Network (CNN) goes on the air with a speech from its owner, Ted Turner.
- "Designer" jeans become the latest status symbol.

IT'S TIME TO PLAY!

Steer your tank around obstacles as you destroy enemy tanks, cruise missiles and saucers.



Black Widow™

RETRO RECAP

Arcade Debut: 1983

Other Happenings That Year:

- After 251 episodes, the television comedy show *M*A*S*H* comes to an end.
- Singer Karen Carpenter dies of complications from anorexia nervosa.
- Tennis great Bjorn Borg retires from the sport.
- The compact disc is launched.
- After 132 years of unbroken victory, the U.S. loses yachting's America's Cup to Australia.
- Vanessa Williams becomes the first African American to win the Miss America title.

IT'S TIME TO PLAY!

Fight the bugs from all directions! Pick up the grubsteaks before eggs are laid for a new swarm. Watch out for grenade bugs and red, sticky weaknesses in your web.



Centipede®

RETRO RECAP

Arcade Debut: 1980


Other Happenings That Year:

- *Another One Bites the Dust* is a hit for Queen.
- Alfred Hitchcock, master of suspense, dies at age 80.
- 710 families are evacuated from the Love Canal area of Niagara Falls, NY.

- John Travolta and Debra Winger star in *Urban Cowboy*.
- Fugitive Abbie Hoffman gives himself up.
- The Philadelphia Phillies win their first World Series in 98 years.

IT'S TIME TO PLAY!

Stop the insect infestation with your bug blaster! As the centipede winds its way down the screen, dodging mushrooms, shoot it, but watch out! If you hit it in the middle, it splits and leaves a mushroom behind! Shoot the centipede and clear the mushrooms to make things easier. Watch out for the spiders, which like to cramp your style. Shoot them close for more points! Fleas will drop down the screen and leave mushrooms behind. Blow them away before they do too much damage. Scorpions are the worst menace. They poison the mushrooms, which drive any centipede that touches them straight down towards you. Each wave brings more meaner and faster enemies.



Gravitar®

RETRO RECAP

Arcade Debut: 1982

Other Happenings That Year:

- The Unification Church's Sun Myung Moon holds a mass wedding for 2,075 couples.
- *Chariots of Fire* wins the Best Picture Oscar.
- Grace Kelly, Princess of Monaco, dies tragically from injuries sustained in a car crash.

- The futuristic theme park EPCOT (Experimental Prototype Community of Tomorrow) opens in Disney World, Florida.
- The situation comedy *Cheers* makes its television debut.
- The Dow Jones average closes at a record high of 1070.55.

IT'S TIME TO PLAY!

Rid planets of enemy gun emplacements while collecting fuel to fulfill your mission. Experience one of the first games where vector graphics really came to life and where gravity is your biggest enemy.



Missile Command®

RETRO RECAP

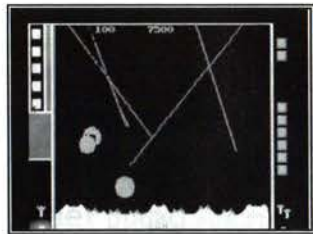
Arcade Debut: 1980

Other Happenings That Year:

- Kenny Rogers hits big with his ballad, *Lady*.
- Jean Harris shoots her lover, author Hermann Tarnower, dead.
- Mary Decker becomes the first woman to run a mile in under 4 1/2 minutes.
- Mount St. Helens erupts in Washington State.
- *Private Benjamin* opens with Goldie Hawn.
- Marvin Hagler becomes the new world middleweight champion.
- Actor Steve McQueen dies.
- President Carter announces the United States will not take part in the Moscow Olympics.

IT'S TIME TO PLAY!

Missile attacks on your cities must be stopped! Take command of the Alpha, Delta and Omega bases. Fire your own missiles into the skies in an attempt to thwart the destruction of your cities. Watch out for all kinds of attack as the enemy forces attempt to destroy your offensive capability. Aim the cross hair where you want the missiles to go, but watch out for the time it takes for your missiles to arrive at the target!



Pong™

RETRO RECAP

Arcade Debut: 1972

Other Happenings That Year:

- Marlon Brando is Don Corleone in *The Godfather*.
- Governor George Wallace is shot by a gunman and left paralyzed.
- Mark Spitz wins a record seven gold medals at the summer Olympics in Munich; terrorists kill 11 Israeli athletes.
- Seven people are indicted for the Watergate break-in.
- *M*A*S*H* begins an 11-year television run.
- U.S. baseball great, Jackie Robinson, dies.
- Bobby Fischer wins the world chess title from Boris Spassky.
- The military draft is phased out in the U.S.
- The Dow-Jones Index closes above the 1,000 mark for the first time.
- Don McLean takes a ride to the top of the charts with *American Pie*.
- The movie *Deliverance* shakes up audiences.

IT'S TIME TO PLAY!

In this historically classic game, try to get your opponent to miss the ball by simply hitting it back with cleverly angled shots.

Space Duel™

RETRO RECAP


Arcade Debut: 1982

Other Happenings That Year:

- Comedian John Belushi dies of a drug overdose.
- Thieves escape with \$9.8 million in cash from a New York City armored-truck company.
- The Human League reaches #1 with the hit single *Don't You Want Me*.
- Actress Sophia Loren spends one month in prison for tax evasion.
- The musical *Cats* opens at the Winter Garden in New York City.
- Henry Fonda and Katharine Hepburn win Best Actor and Best Actress Oscars, respectively, for their roles in *On Golden Pond*.

IT'S TIME TO PLAY!

New challenges in the Asteroids® vein. Now two players can cooperate, and even have their ships tethered together, for added excitement.



Super Breakout®

RETRO RECAP


Arcade Debut: 1977

Other Happenings That Year:

- 80-million viewers watch Alex Haley's *Roots*.
- The Volkswagen Beetle is phased out in favor of the Volkswagen Rabbit.
- *Happy Days* comes to television.
- Millions of fans mourn the death of Elvis Presley.
- White polyester suits become fashionable thanks to *Saturday Night Fever*.
- A massive blackout in New York City leaves 9 million people in the dark.
- Debby Boone sings *You Light Up My Life*.
- *The Love Boat*, *Three's Company*, and *CHiPS* all make their television debut.

IT'S TIME TO PLAY!

All three modes of play provide the same simple, but brutal challenge. Return the ball to smash the wall! There are many gameplay variations, including multiple balls, speeding up balls, diminishing bat size, etc., but you've just got to keep that ball bouncing back and breaking out through the bricks until they're all wiped out!



Tempest®

RETRO RECAP

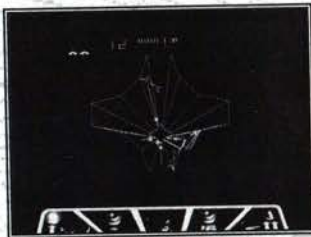
Arcade Debut: 1980

Other Happenings That Year:

- Pink Floyd's *The Wall* album tops the Billboard charts for 15 weeks.
- Jimmy Durante dies.
- John Lennon is murdered in New York.
- Everyone wants to know "Who Shot J.R.?"
- U.S. speed skater Eric Heiden wins five gold medals at the Lake Placid Winter Olympics.
- Ronald Reagan becomes the 40th President of the United States.

IT'S TIME TO PLAY!

Aliens from another dimension? Blast them back to where they came from before they reach the edge of your tube and destroy you! Rotate left and right, then use your blaster to fire down the channels of the tube to destroy the varied and colorful enemies. When the going gets tough and you're crowded out, go for the SuperZapper to clear the tube temporarily of all enemies. The secret of this great classic is to get into a rhythm of rotating and firing.



Warlords®

RETRO RECAP

Arcade Debut: 1981

Other Happenings That Year:

- I.B.M. launches its "home" or "personal" computer (the PC).
- Pope John Paul II is shot twice in St. Peter's Square.
- Steven Spielberg's *Raiders of the Lost Ark* hits the big screen.
- Scientists identify Acquired Immune Deficiency Syndrome (AIDS).
- Prince Charles and Lady Diana Spencer marry.

IT'S TIME TO PLAY!

Four-player head-to-head competition! Deflect deadly fireballs into your opponents' castles to take them apart brick by brick.



Infogrames Web Sites

Infogrames has exciting, full and active web sites dedicated to ensure you get the most out of your new games. You can visit us at:

<http://www.us.infogrames.com>

Kids, check with your parent or guardian before visiting any web site.

Visit and you will discover that Infogrames web sites contain such things as:

- Technical Support
- Interviews
- Community
- Competitions
- Hints and Tips
- And much more
- Demos

We are constantly updating our web sites so stop by and visit us frequently. With events and new additions planned, you won't want to miss out.

Technical Support (U.S. & Canada)

Help Via the Internet

Up-to-the-minute technical information about Infogrames Interactive products is generally available 24 hours a day, 7 days a week via the Internet at:

<http://www.ina-support.com>

Through this site you'll have access to our **FAQ** (Frequently Asked Questions) documents, our **Hints/Cheat Codes** if they're available, and an **E-Mail** area where you can get help and ask questions if you do not find your answers within the **FAQ**.

Help Via Telephone/Fax or Mail in the United States & Canada

For phone assistance, call Infogrames Interactive **Tech Support** at (425) 951-7108. Our **Interactive Voice Response** and **Faxback** system is generally available 24/7, providing automated support and allowing FAQ documents to be faxed to you immediately.

Great News! We've improved our Automated Systems so that you can get product-specific Troubleshooting help more quickly. All you need to do is enter the product's **Part #** when prompted to do so. This will take you directly to all of our known issues and solutions for this title. The product's **Part #** is located in several places (on the CD label, package and/or plastic disc case) and is identified by a number such as **04-12345**. When prompted by the Automated System, enter the **last five digits** of your product's Part #. (For example, Part # 04-12345 would require that you enter the "12345" portion of the number for that product.)

Live support is available Monday through Friday, 8:00 AM until 6:00 PM (Pacific Time).

Note: We may be closed on major holidays.

You may also fax in your Technical Support questions or problems to: **(425) 806-0480**, or write to the address below.

Product Return Procedures in the United States & Canada

In the event our technicians at **425-951-7108** determine that you need to forward materials directly to us, please include a brief letter explaining what is enclosed and why. Make sure you include the Return Merchandise Authorization Number (RMA#) supplied to you by the technician, and your telephone number in case we need to call you. Any materials not containing this RMA# will be returned to you unprocessed. Send your materials to the following address: **Infogrames Interactive, Inc., Attn: TS/CS Dept., 13110 NE 177th Place, Suite # B101, Box 180, Woodinville, WA 98072-9965, RMA #:**

Credits

Infogrames Interactive, Inc.

Andy Mazurek
Producer

Matt Collins
Brand Manager

Bill Levay
Executive Producer

Michael Craighead
Director of Quality Assurance, North America

Kurt Boutin
Senior Manager,
Q.A. Certification Group

Randy Lee
Bill Carroll
Q.A. Testing Managers

Mark Huggins
Q.A. Certification Lead

Matt Panteleoni
Lead Tester

Charles Lane
Tester

Steve Arthur
Director of Marketing

Steve Martin
Manager of Creative Services

Elizabeth Mackney
Manager of Editorial & Documentation Services

Morgan Tomaiolo
Graphic Designer

Paul Collin
Copywriter

Special Thanks
Shahid Ahmad

Infogrames, Inc. - San Jose

Michael Gilmartin
Director of Publishing Support Services

Chuck Nunez
Q.A. Supervisor

Chris Sur
Lead Tester

Joy Schmeer
Sr. Manager, Strategic Relations

Dave Costello
Manager, Strategic Relations

Luis Rivas
Sr. Manager,
Engineering Services

Digital Eclipse Software Inc.

Jeff Vavasour
Programming

Tod Frye
Support Programming

John Kowalski
Tom Johnson
Sound

Boyd Burggrabe
Art Director

Kevin James
Sebastian Hyde
Ryan Slemko
Ryan Senger
Artists

Sean Kelly
John Hardie
Roy Kaplan
Archivists

Chris Charla
Interviewer

Art Adams
Videographer

Image Impressions
Post-Production

Duncan Brown
Tempest Tubes

Bill Baffy
Producer

Andrew Ayre
Executive Producer

Special Thanks

Nolan Bushnell
Jean Baudin
Leonard Herman
Jerry Jessop
Keith Feinstein
Bill Schmidt
Mike Mika
Irene Vavasour
Zachary Vavasour

License Agreement

*** IMPORTANT ***

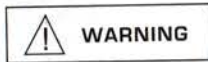
This is a legal agreement between the end user ("You") and Infogrames Interactive, Inc., its parent, affiliates and subsidiaries (collectively "Infogrames Interactive"). This Agreement is part of a package (the "Package") that also includes, as applicable, executable files that you may download, a game cartridge or disc, or a CD-ROM (collectively referred to herein as the "Software") and certain written materials (the "Documentation"). Any patch, update, upgrade, modification or other enhancement provided by Infogrames Interactive with respect to the Software or the Documentation, or bonus game provided by Infogrames Interactive at no extra charge as part of the Package, shall be included within the meanings of those terms, for the purposes of this Agreement, except to the extent expressly provided below.

BY DOWNLOADING OR INSTALLING THE SOFTWARE, YOU ACKNOWLEDGE THAT YOU HAVE READ ALL OF THE TERMS AND CONDITIONS OF THIS AGREEMENT, UNDERSTAND THEM, AND AGREE TO BE BOUND BY THEM. YOU UNDERSTAND THAT, IF YOU PURCHASED THE PACKAGE FROM AN AUTHORIZED RESELLER OF INFOGRAMES INTERACTIVE, THAT RESELLER IS NOT INFOGRAMES INTERACTIVE'S AGENT AND IS NOT AUTHORIZED TO MAKE ANY REPRESENTATIONS, CONDITIONS OR WARRANTIES, STATUTORY OR OTHERWISE, ON INFOGRAMES INTERACTIVE'S BEHALF NOR TO VARY ANY OF THE TERMS OR CONDITIONS OF THIS AGREEMENT.

If You do not agree to the terms of this Agreement, do not download or install the Software and promptly return the entire Package to the place You obtained it for a full refund. If you should have any difficulty in obtaining such refund, please contact Infogrames Interactive Technical Support at 425-951-7108. Failure to return the entire Package within 30 days of the purchase date shall be presumed to constitute acceptance of the terms and conditions of this Agreement.

CONSUMER SAFETY WARNINGS AND PRECAUTIONS STATEMENT:

Epilepsy Warning



READ THIS NOTICE BEFORE YOU OR YOUR CHILD USE THIS SOFTWARE

A very small portion of the population have a condition which may cause them to experience epileptic seizures or have momentary loss of consciousness when viewing certain kinds of flashing lights or patterns. These persons may experience seizures while watching some kinds of television pictures or playing certain video games. Certain conditions may induce previously undetected epileptic symptoms even in persons who have no history of prior seizures or epilepsy.

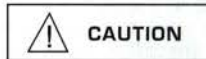
If you or anyone in your family has an epileptic condition or has experienced symptoms like an epileptic condition (e.g. a seizure or loss of awareness), immediately consult your physician before using this Software.

We recommend that parents observe their children while they play games. If you or your child experience any of the following symptoms: dizziness, altered vision, eye or muscle twitching, involuntary movements, loss of awareness, disorientation, or convulsions, DISCONTINUE USE IMMEDIATELY and consult your physician.

FOLLOW THESE PRECAUTIONS WHENEVER USING THIS SOFTWARE:

- Do not sit or stand too close to the monitor. Play as far back from the monitor as possible.
- Do not play if you are tired or need sleep.
- Always play in a well-lit room.
- Be sure to take a 10- to 15-minute break every hour while playing.

Repetitive Strain Statement



Some people may experience fatigue or discomfort after playing for a long time. Regardless of how you feel, you should ALWAYS take a 10- to 15-minute break every hour while playing. If your hands or arms become tired or uncomfortable while playing, stop and rest. If you continue to experience soreness or discomfort during or after play, listen to the signals your body is giving you. Stop playing and consult a doctor. Failure to do so could result in long term injury.

If your hands, wrist or arms have been injured or strained in other activities, use of this Software could aggravate the condition. Before playing, consult a doctor.

Motion Sickness Statement



This Software generates realistic images and 3-D simulations. While playing or watching certain video images, some people may experience dizziness, motion sickness or nausea. If you or your child experience any of these symptoms, discontinue use and play again later.

LIMITED LICENSE: You are entitled to download or install, and operate this Software solely for your own personal use, but may not sell or transfer reproductions of the Software or Documentation to other parties in any way. You may download or install, and operate one copy of the Software on a single terminal connected to a single computer. You may not network the Software or otherwise use it on more than one computer or computer terminal at the same time.

INTERNET-BASED PLAY: CHAT: This Software may include Internet-play features. If You choose to use such features, You will need to access the Internet. The Software or Documentation may also suggest links to certain Software-related web sites, including web sites operated by Infogrames Interactive or third parties. Your access to web sites operated by Infogrames Interactive is subject to the terms of use and privacy policies of such web sites. Children should check with a parent or guardian before accessing the Internet, including without limitation any chat function, on-line "arcade," or em@il Game. Internet game play may occur through one or more independent gaming or other web sites (each a "Web Site"), including without limitation the MSN Gaming Zone run by the Microsoft Corporation. Infogrames Interactive does not review or control, and disclaims any responsibility or liability for, the functioning and performance of any Web Site, the terms of use of any Web Site, the privacy policies of any Web Site, and any content on or available via a Web Site, including, without limitation, links to other web sites and comments or other contact between users of a Web Site. Infogrames Interactive does not endorse the Web Sites merely because a link to the Web Site is suggested or established. Infogrames Interactive does not monitor, control, endorse, or accept responsibility for the content of text or voice chat messages, if applicable, transmitted through the use of the Software. Use of the chat function, or other content or services of any Web Site is at Your own risk. You are strongly encouraged not to give out identity or other personal information through chat transmissions.

OWNERSHIP: COPYRIGHT: Title to the Software and the Documentation, and patents, copyrights and all other property rights applicable thereto, shall at all times remain solely and exclusively with Infogrames Interactive and its licensors, and You shall not take any action inconsistent with such title. The Software and the Documentation are protected by United States, Canadian and other applicable laws and by international treaty provisions. Any rights not expressly granted herein are reserved to Infogrames Interactive and its licensors.

OTHER RESTRICTIONS: You may not cause or permit the disclosure, copying, renting, licensing, sublicensing, leasing, dissemination or other distribution of the Software or the Documentation by any means or in any form, without the prior written consent of Infogrames Interactive. You may not modify, enhance, supplement, create derivative work from, adapt, translate, reverse engineer, decompile, disassemble or otherwise reduce the Software to human readable form.

LIMITED WARRANTY:

Infogrames Interactive warrants for a period of ninety (90) days following original retail purchase of this copy of the Software that the Software is free from substantial errors or defects that will materially interfere with the operation of the Software as described in the Documentation. This limited warranty: (i) applies to the initial purchaser only and may be acted upon only by the initial purchaser; and (ii) does not apply to any patch, update, upgrade, modification, or other enhancement provided by Infogrames Interactive with respect to the Software or the Documentation or to any bonus game provided by Infogrames Interactive at no extra charge as part of the Package, which are provided on an AS IS BASIS ONLY. EXCEPT AS STATED ABOVE, INFOGRAMES INTERACTIVE AND ITS LICENSORS MAKE NO OTHER WARRANTY OR CONDITION, EXPRESS OR IMPLIED, STATUTORY OR OTHERWISE, REGARDING THIS SOFTWARE. THE IMPLIED WARRANTY THAT THE SOFTWARE IS FIT FOR A PARTICULAR PURPOSE AND THE IMPLIED WARRANTY OF MERCHANTABILITY SHALL BOTH BE LIMITED TO THE NINETY (90) DAY DURATION OF THIS LIMITED EXPRESS WARRANTY. THESE AND ANY OTHER IMPLIED WARRANTIES OR CONDITIONS, STATUTORY OR OTHERWISE, ARE OTHERWISE EXPRESSLY AND SPECIFICALLY DISCLAIMED. Some jurisdictions do not allow limitations on how long an implied warranty or condition lasts, so the above limitation may not apply to You. This limited warranty gives You specific legal rights, and you may also have other rights which vary from jurisdiction to jurisdiction.

If you believe you have found any such error or defect in the Software during the warranty period, call Infogrames Interactive Technical Support at 425-951-7108 between the hours of 8:00 a.m. and 6:00 p.m. Monday through Friday (Pacific Time), holidays excluded, and provide your Product number. If a return is determined as necessary, a Return Merchandise Authorization Number (RMA#) will be issued to you. Send your original CD-ROM disc, game cartridge or disc, or, if applicable, the executable files that you downloaded, along with the RMA#, a dated proof of purchase, your full name, address and phone number, to Infogrames Interactive, Inc., Attn: TS/CS Dept., 13110 NE 177th Place, Suite # B101, Box 180, Woodinville, WA 98072-9965.

If you have a problem resulting from a manufacturing defect in the Software, Infogrames Interactive's and its licensors' entire liability and Your exclusive remedy for breach of this limited warranty shall be the replacement of the Software, within a reasonable period of time and without charge, with a corrected version of the Software. Some jurisdictions do not allow the exclusion or limitation of relief, incidental or consequential damages, so the above limitation or exclusion may not apply to You.

LIMITATION OF LIABILITY

INFOGRAMES INTERACTIVE AND ITS LICENSORS SHALL NOT BE LIABLE FOR SPECIAL, INCIDENTAL, CONSEQUENTIAL, EXEMPLARY OR OTHER INDIRECT DAMAGES, EVEN IF INFOGRAMES INTERACTIVE OR ITS LICENSORS ARE ADVISED OF OR AWARE OF THE POSSIBILITY OF SUCH DAMAGES. IN NO EVENT SHALL INFOGRAMES INTERACTIVE'S AND ITS LICENSORS' AGGREGATE LIABILITY EXCEED THE PURCHASE PRICE OF THIS PACKAGE. Some jurisdictions do not allow the exclusion or limitation of special, incidental, consequential, indirect or exemplary damages, or the limitation of liability to specified amounts, so the above limitation or exclusion may not apply to You.

GENERAL: This Agreement constitutes the entire understanding between Infogrames Interactive and You with respect to subject matter hereof. Any change to this Agreement must be in writing, signed by Infogrames Interactive and You. Terms and conditions as set forth in any purchase order which differ from, conflict with, or are not included in this Agreement, shall not become part of this Agreement unless specifically accepted by Infogrames Interactive in writing. You shall be responsible for and shall pay, and shall reimburse Infogrames Interactive on request if Infogrames Interactive is required to pay, any sales, use, value added (VAT), consumption or other tax (excluding any tax that is based on Infogrames Interactive's net income), assessment, duty, tariff, or other fee or charge of any kind or nature that is levied or imposed by any governmental authority on the Package.

EXPORT AND IMPORT COMPLIANCE: In the event You export the Software or the Documentation from the country in which You first received it, You assume the responsibility for compliance with all applicable export and re-export regulations, as the case may be.

GOVERNING LAW: ARBITRATION: This Agreement shall be governed by, and any arbitration hereunder shall apply, the laws of the State of New York, U.S.A., excluding (a) its conflicts of laws principles; (b) the United Nations Convention on Contracts for the International Sale of Goods; (c) the 1974 Convention on the Limitation Period in the International Sale of Goods (the "1974 Convention"); and (d) the Protocol amending the 1974 Convention, done at Vienna April 11, 1980.

Any dispute, controversy or claim arising out of or relating to this Agreement or to a breach hereof, including its interpretation, performance or termination, shall be finally resolved by arbitration. The arbitration shall be conducted by three (3) arbitrators, one to be appointed by Infogrames Interactive, one to be appointed by You and a third being nominated by the two arbitrators so selected or, if they cannot agree on a third arbitrator, by the President of the American Arbitration Association ("AAA"). The arbitration shall be conducted in English and in accordance with the commercial arbitration rules of the AAA. The arbitration, including the rendering of the award, shall take place in New York, New York, and shall be the exclusive forum for resolving such dispute, controversy or claim. The decision of the arbitrators shall be binding upon the parties hereto, and the expense of the arbitration (including without limitation the award of attorneys' fees to the prevailing party) shall be paid as the arbitrators determine. The decision of the arbitrators shall be executory, and judgment thereon may be entered by any court of competent jurisdiction.

Notwithstanding anything contained in the foregoing Paragraph to the contrary, Infogrames Interactive shall have the right to institute judicial proceedings against You or anyone acting by, through or under You, in order to enforce Infogrames Interactive's rights hereunder through reformation of contract, specific performance, injunction or similar equitable relief. For the purposes of this Paragraph, both parties submit to the jurisdiction of, and waive any objection to the venue of, the state and federal courts of the State of New York.

© 2001 Infogrames Interactive, Inc. All Rights Reserved.
Manufactured and marketed by Infogrames, Inc., New York, NY.
All trademarks are the property of their respective owners.

© 2001 Atari Interactive, Inc. All Rights Reserved.
Developed by Digital Eclipse Software, Inc.

10221