



freegamemanuals.com

Photos courtesy of Gary Kramer

Activision Publishing, Inc. P.O. Box 67713, Los Angeles, CA 90067
©2002 Activision Publishing, Inc. and its affiliates. All rights reserved. Ultimate Deer Hunt is a trademark and Activision is a registered trademark of Activision Publishing, Inc. and its affiliates. Cabela's and the Cabela's logo are registered trademarks of Cabela's Incorporated. Published and distributed by Activision Publishing, Inc. and its affiliates. The rating icon is a trademark of the Interactive Digital Software Association. All other trademarks are the property of their respective owners. All rights reserved.

Licensed by Sony Computer Entertainment America for use with the PlayStation game console. PlayStation and the PlayStation logos are registered trademarks of Sony Computer Entertainment Inc. The ratings icon is a trademark of the Interactive Digital Software Association. Manufactured and printed in the U.S.A. THIS SOFTWARE IS COMPATIBLE WITH PLAYSTATION GAME CONSOLES WITH THE NTSC U/C DESIGNATION. U.S. AND FOREIGN PATENTS PENDING.

Cabela's
1-800-230-8400

ACTIVISION



NTSC U/C

PlayStation



SLUS-01474
75005 221 US

Cabela's



Ultimate

DEER HUNT

Open Season

ACTIVISION

WARNING: READ BEFORE USING YOUR PLAYSTATION® GAME CONSOLE.

A very small percentage of individuals may experience epileptic seizures when exposed to certain light patterns or flashing lights. Exposure to certain patterns or backgrounds on a television screen or while playing video games, including games played on the PlayStation game console, may induce an epileptic seizure in these individuals. Certain conditions may induce previously undetected epileptic symptoms even in persons who have no history of prior seizures or epilepsy. If you, or anyone in your family, has an epileptic condition, consult your physician prior to playing. If you experience any of the following symptoms while playing a video game – dizziness, altered vision, eye or muscle twitches, loss of awareness, disorientation, any involuntary movement, or convulsions – IMMEDIATELY discontinue use and consult your physician before resuming play.

WARNING TO OWNERS OF PROJECTION TELEVISIONS:

Do not connect your PlayStation game console to a projection TV without first consulting the user manual for your projection TV, unless it is of the LCD type. Otherwise, it may permanently damage your TV screen.

USE OF UNOFFICIAL PRODUCT:

The use of unofficial products and peripherals may damage your PlayStation game console and invalidate your console warranty.

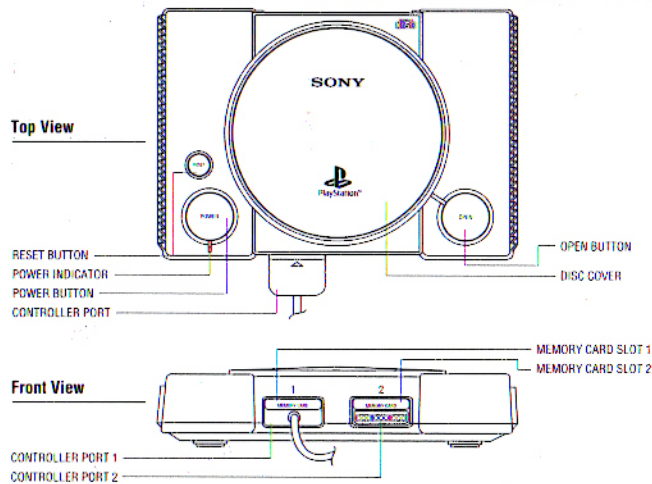
HANDLING YOUR PLAYSTATION DISC:

- This compact disc is intended for use only with the PlayStation game console.
- Do not bend it, crush it or submerge it in liquids.
- Do not leave it in direct sunlight or near a radiator or other source of heat.
- Be sure to take an occasional rest break during extended play.
- Keep this compact disc clean. Always hold the disc by the edges and keep it in its protective case when not in use. Clean the disc with a lint-free, soft, dry cloth, wiping in straight lines from center to outer edge. Never use solvents or abrasive cleaners.

Table of Contents

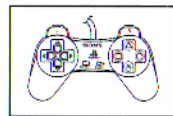
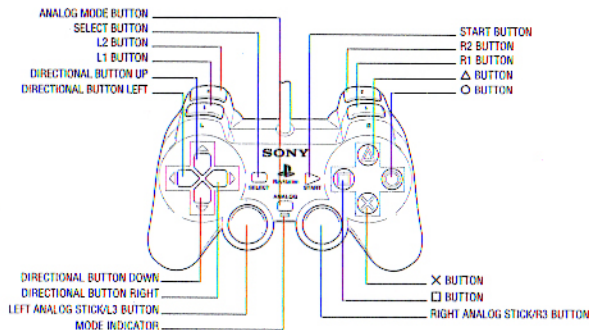
Starting Up	2
Controls	3
Menu Controls	3
In Game Controls	3
On-Screen Display	4
Menu Options	5
Options Menu	5
Quick Hunt	6
Complete Hunt	6
Load and Save Game	6
Trophy Room	6
In Game Menus	7
Pause Menu	7
Inventory Screen	7
The Lodge	8
Outdoor Equipment	8
Hunting Equipment	9
Customer Support	10
Credits	10

STARTING UP



- Set up your PlayStation® game console according to the instruction manual.
- Make sure the power is off before inserting or removing a compact disc.
- Insert game controllers and turn on the PlayStation® game console.
- Insert the Cabela's® Ultimate Deer Hunt™ disc and close the disc cover.
- Follow the on-screen instructions to start a game.

DUALSHOCK™ analog controller



Compatible only in Digital mode

NOTE: You may have a controller that looks like this, if so please follow the digital instructions outlined above.

- △ button - Bring Up Scope
- button - Change between First & Third person view
- button - Change between Run & Walk
- × button - Fire Weapon

- L1 Button - Move Forward
- L2 Button - Sidestep Left
- R1 Button - Move Backwards
- R2 Button - Sidestep Right
- Directional Button - Turn Left/Right
- Left Analog Stick - Turn Left/Right

- Right Analog Stick - Move Forward/Backwards

- SELECT button - Display Inventory
- START button - Pause Game

Controls

The default controller configuration is shown here. All references to button selection in this manual will refer to the default controller configuration. You can change the controller configuration in the Options screen accessed from the Main Menu screen (see page 5).

Welcome to Cabela's® Ultimate Deer Hunt

Cabela's® Ultimate Deer Hunt is the most realistic Deer hunting game for the Sony PlayStation®. You take the role of a hunter and then set off to hunt in 8 different regions to hunt 9 species of deer. Along the way you'll have to properly equip your character to ensure a successful hunt.

So go to bed early, because tomorrow we're going hunting!

ON-SCREEN DISPLAY



Health indicator - This represents your hunter's endurance. Each player has different attributes which affect the player's health during the hunt. Your health is depleted by moving around the environment, inclement weather, and inappropriate clothing selections. You can replenish your health by consuming rations or using your tent to get some rest.

Clock - The clock shows the current time in the game.

Inventory - Designates which firearm or piece of equipment is currently in your ready bar. Please see inventory items on page 9.

Compass - Use this to help you find your way through the terrain.

Wind indicator - Shows the direction the wind is blowing. Keep an eye on this to make sure you stay downwind of any game you are stalking.

Loaded ammunition - Shows the number of rounds in your firearm.

Stealth - Indicates how much noise your hunter is creating.

Run or Walk indicator - Indicates if you are running or walking.

MENU OPTIONS

Options Menu

Sound/Music Volume - Change the sound and music volume.

Vibration On/Off - Turn on/off the DUALSHOCK® analog controller vibrations.

Control Options - Change the controller settings.

Quick Hunt

Located under the New Game Menu, The Quick Hunt option lets you hunt for any one game animal in a region of your choice within the level that is currently open. Once you have completed a level in championship hunt, you are free to return to it for a Quick Hunt. In Quick Hunt you are provided with basic equipment. It's an excellent way to get some practice.

Complete Hunt

Located under the New Game Menu, this is the main game mode in Cabela's® Ultimate Deer Hunt. In Complete Hunt you can take part in the full hunting experience. You will start with limited resources and access to only a few locations. The goal is to fill all of the tags for each hunting region within the designated time frame without running out of money, supplies or health. Breaking the law by taking animals you do not possess tags for will result in penalties.

Once you have completed one level, the next level will unlock. You begin your career with access to both Idaho and New Mexico. Through the course of the game, you will be given the opportunity to hunt in Washington, Texas, Maryland, Oregon, Mexico and British Columbia.

Load and Save Game

This allows you to save your current game or to load a previously saved game. Insert your MEMORY CARD and follow the on-screen instructions that appear on the Main Menu.

Trophy Room

In the Pause Menu, you can visit the Trophy Room to see your previous kills. The Trophy Room contains the best animal from each region that you have successfully hunted. There is additional information telling you which type of firearm was used, the distance from which the shot was taken, and the size of the antlers.

IN-GAME MENUS

Pause Menu

Resume Game - Return to playing the game from the Pause Menu.

Exit Game - Returns you to the Main Menu.

Options and Objectives - View the options and objectives of the game.

View Trophy Room - Takes you to the trophy room to view your trophies from previous hunts.

Inventory Screen

During gameplay you can press the SELECT button at any time to bring up the inventory screen. From this screen you can use different items to aid you on your hunt. To use an item select it using the directional buttons and then press the X button.

Additional In-Game Features (*must be purchased from the Store)

Map* - Keep your eyes on the map. Here you can see your location in the environment, the location of your vehicle, and other information such as the specific locations of the lodge and guide.

Track-O-Matic - When you find tracks during your hunt, the track-o-matic will allow you to see which type of animal left the tracks. If you spend time tracking an animal, you will have a better chance of successfully filling its tag.

X-Ray mode* - You unlock this by passing levels in complete hunt mode. Once unlocked this allows you to see the internal bone structure and organs of the targeted game.

Heat Vision* - Available for purchase (although quite expensive). This will allow you to see everything in infrared vision, making it easier to spot animals at great distances.

Night Vision* - Available for purchase. This will allow you to see deer more clearly at night, but keep in mind that hunting at night is illegal, and you will be penalized for discharging your weapon before daybreak.

THE STORE

Outdoor Equipment

Hydration Bladder - Bring this to store extra water on long, hot hunts. It can replenish your health.

Daily Rations - Eat these after a day's hunt to get more energy and increase your health.

Two-Way Radio - Allows you to radio for rescue.

Emergency Pack - This first aid kit allows you to heal yourself should your health become too low.

Light Tent - Provides some protection from the elements and allows you to get some rest.

Medium Tent - Provides average protection from the elements and lets you sleep soundly.

Heavy Tent - Luxury accommodations that have you waking up feeling like a million bucks.

Binoculars - Provides a means to view game from a distance.

Spotting Scope - Provides a means to view game from a distance.

Clothing - There are several different types of clothing available to hunt in. Select your clothing carefully, as it not only affects your health but also affects how visible you are to the wildlife.

Hunting Equipment

Rattling Antlers - Simulates sparring bucks which attracts whitetails and mule deer.

Bleat Call - Excellent for attracting rutting bucks and does.

Grunt Call - Basic call made by deer.

Scent Doe Estrus - Attracts rutting bucks.

Buck Scent Lure - Used to lure bucks.

Mule Deer Buck Lure - Natural scent used to attract Mule deer.

Coues Deer Buck Lure - Natural scent used to attract Coues deer.

Blacktail Buck Lure - Natural scent used to attract Blacktail deer.

Fallow Deer Lure - Natural scent used to attract Fallow Deer.

Axis Deer Lure - Natural scent used to attract Axis deer.

Sika Deer Lure - Natural scent used to attract Sika deer.

Scent Cover - Helps your scent blend with the environment.

Deer Decoy - Use this decoy to attract other game.

Tree Stand - Allows you to elevate yourself above the view of the game animals.

Tripod Stand - Allows you to elevate yourself, well suited for open areas.

Ground Blind - A structure that you set up on the ground and shoot from during a hunt.

Firearms

Choose from 9 rifles, 3 shotguns, 3 pistols and 3 bows. Take into consideration what you will be hunting and bring an appropriate firearm. If you don't, you may have considerable trouble successfully filling your tags.

Tags

Each region has several animals that may be legally hunted. Be sure that you buy tags for the proper animals before you leave the lodge. If you kill an animal without the proper tag, you will be penalized by the game warden.

Customer Support

Online Support

Internet: support@activisionvalue.com or <http://www.activisionvalue.com>

Other Contact Methods

Fax (952) 918-9560, 24 hours a day

Mail Activision Value, Customer Support,

7800 Equitable Drive, Suite 200, Eden Prairie, MN 55344

Phone (952) 918-9500. Contact a customer service representative between the hours of 10:00 a.m. and 4:00 p.m (Central Time) Monday through Thursday, except holidays.

Credits

Activision Value:

President of Activision Value - Danny Hammett

Senior Vice President - Chad Koehler

Vice President of Studios - Patrick Kelly

Vice President of Creative and Marketing - Mark Meadows

Producer - Brian Kirkvold

Quality Assurance Lead - John Cowden

QA Team - Chris Knox, Kris Young, Chad Schilling, John Cowden, Jason Lembcke and

Donna Johnston

Packaging Artwork - Trevor Harveaux

Consultant - Sarah Borchers

Special Thanks - Mary Reinitz, Dave Oxford, Robbin Livernois, Andy Koehler, Sean James, Terry DeSanctis, Ann Beggs, Don Borchers, Pat Horan, Tim Flaherty, Mike Groshens, Jennifer Mirabelli, Keri Gross, Chris Arends, Brynja Bjarnason, Nicole Bement, John Sauer, Jessica Young, and Brian Kingsley.

Coresoft Games:

Director of Technology and Lead Programmer - Chris Harvey

Art Director - Steven Ehrensperger

Modeling, Texturing, Animation - Mike Montague

Modeling, Texturing, Animation - Michael Woolf

Interface Designer - Len Gatdula

Programmer - Martin Jajam

President and CEO - Dave Connelly

Chief Financial Officer - Mary Ellen Connelly

Music and Sound Effects - SoundMine

Additional Tool Programming - Matt Fairweather

Special Thanks:

Kyle BlochowiczCoordination

Mike MorganDigital Photography

Heath RoehrPhotography Assistant

Kathy StevensModel

Cynthia LojekModel

Dave SandersGun Assembler

Gretchen Widmer

Sofia Montague

Maryanne Morse

Jennye Laws-Woolf

Tara Harvey

SOFTWARE LICENSE AGREEMENT

IMPORTANT - READ CAREFULLY: YOUR USE OF CABELA'S ULTIMATE DEER HUNT (THE "PROGRAM") IS SUBJECT TO THE SOFTWARE LICENSE TERMS SET FORTH BELOW. THE "PROGRAM" INCLUDES ALL SOFTWARE INCLUDED WITH THIS AGREEMENT, THE ASSOCIATED MEDIA, ANY PRINTED MATERIALS, AND ANY ON-LINE OR ELECTRONIC DOCUMENTATION, AND ANY AND ALL COPIES OF SUCH SOFTWARE AND MATERIALS. BY OPENING THIS PACKAGE, INSTALLING, AND/OR USING THE PROGRAM AND ANY SOFTWARE PROGRAMS INCLUDED WITHIN THE PROGRAM, YOU ACCEPT THE TERMS OF THIS LICENSE WITH ACTIVISION, INC. ("ACTIVISION").

LIMITED USE LICENSE. Subject to the conditions described below, Activision Publishing, Inc. (hereinafter collectively referred to as "Activision") grant you the non-exclusive, non-transferable, limited right and license to install and use one copy of the Program solely and exclusively for your personal use. All rights not specifically granted under this Agreement are reserved by Activision and, as applicable, Activision's licensors. The Program is licensed, not sold, for your use. Your license confers no title or ownership in the Program and should not be construed as a sale of any rights in the Program. All rights not specifically granted under this Agreement are reserved by Activision and, as applicable, its licensors.

LICENSE CONDITIONS

You agree not to:

- Exploit the Program or any of its parts commercially, including but not limited to use at a cyber cafe, computer gaming center or any other location-based site. Activision may offer a separate Site License Agreement to permit you to make the Program available for commercial use; see the contact information below.
- Sell, rent, lease, license, distribute or otherwise transfer this Program, or any copies of this Program, without the express prior written consent of Activision.
- Use the Program, or permit use of the Program, in a network, multi-user arrangement or remote access arrangement, including any on-line use, except as otherwise specifically provided by the Program.
- Use the Program, or permit use of the Program, on more than one computer, computer terminal, or workstation at the same time.
- Make copies of the Program or any part thereof, except for back up or archival purposes, or make copies of the materials accompanying the Program.
- Copy the Program onto a hard drive or other storage device; you must run the Program from the included CD-ROM (although the Program itself may automatically copy a portion of the Program onto your hard drive during installation in order to run more efficiently).
- Reverse engineer, derive source code, modify, decompile, or disassemble the Program, in whole or in part.
- Remove, disable or circumvent any proprietary notices or labels contained on or within the Program.
- Export or re-export the Program or any copy or adaptation thereof in violation of any applicable laws or regulations.

OWNERSHIP. All title, ownership rights and intellectual property rights in and to the Program and any and all copies thereof are owned by Activision or its licensors. The Program is protected by the copyright laws of the United States, international copyright treaties and conventions and other laws. The Program contains certain licensed materials and Activision's licensors may protect their rights in the event of any violation of this Agreement. You agree not to remove, disable or circumvent any proprietary notices or labels contained on or within the Program.

LIMITED WARRANTY. Activision warrants to the original consumer purchaser of the Program that the recording medium on which the Program is recorded will be free from defects in material and workmanship for 90 days from the date of purchase. If the recording medium is found defective within 90 days of original purchase, Activision agrees to replace, free of charge, any product discovered to be defective within such period upon its receipt of the Product, postage paid, with proof of the date of purchase, as long as the Program is still being manufactured by Activision. In the event that the Program is no longer available, Activision retains the right to substitute a similar program of equal or greater value. This warranty is limited to the recording medium containing the Program as originally provided by Activision

and is not applicable to normal wear and tear. This warranty shall not be applicable and shall be void if the defect has arisen through abuse, mistreatment, or neglect. Any implied warranties prescribed by statute are expressly limited to the 90-day period described above. EXCEPT AS SET FORTH ABOVE, THIS WARRANTY IS IN LIEU OF ALL OTHER WARRANTIES, WHETHER ORAL OR WRITTEN, EXPRESS OR IMPLIED, INCLUDING ANY WARRANTY OF MERCHANTABILITY, FITNESS FOR A PARTICULAR PURPOSE OR NON-INFRINGEMENT, AND NO OTHER REPRESENTATIONS OR CLAIMS OF ANY KIND SHALL BE BINDING ON OR OBLIGATE ACTIVISION.

When returning the Program for warranty replacement please send the original product disks only in protective packaging and include: (1) a photocopy of your dated sales receipt; (2) your name and return address typed or clearly printed; (3) a brief note describing the defect, the problem(s) you are encountered and the system on which you are running the Program; (4) if you are returning the Program after the 90-day warranty period, but within one year after the date of purchase, please include check or money order for \$10 U.S. (\$17 for Australia, or £10.00 for Europe) currency per CD or floppy disk replacement. Note: Certified mail recommended.

In the U.S. send to: Activision Value Publishing, Inc. 7900 Equitable Dr. Suite 200, Eden Prairie, MN 55344

LIMITATION ON DAMAGES. IN NO EVENT WILL ACTIVISION BE LIABLE FOR SPECIAL, INCIDENTAL OR CONSEQUENTIAL DAMAGES RESULTING FROM POSSESSION, USE OR MALFUNCTION OF THE PROGRAM, INCLUDING DAMAGES TO PROPERTY, LOSS OF GOODWILL, COMPUTER FAILURE OR MALFUNCTION AND, TO THE EXTENT PERMITTED BY LAW, DAMAGES FOR PERSONAL INJURIES, EVEN IF ACTIVISION HAS BEEN ADVISED OF THE POSSIBILITY OF SUCH DAMAGES. ACTIVISION'S LIABILITY SHALL NOT EXCEED THE ACTUAL PRICE PAID FOR THE LICENSE TO USE THIS PROGRAM. SOME STATES/COUNTRIES DO NOT ALLOW LIMITATIONS ON HOW LONG AN IMPLIED WARRANTY LASTS AND/OR THE EXCLUSION OR LIMITATION OF INCIDENTAL OR CONSEQUENTIAL DAMAGES, SO THE ABOVE LIMITATIONS AND/OR EXCLUSION OR LIMITATION OF LIABILITY MAY NOT APPLY TO YOU. THIS WARRANTY GIVES YOU SPECIFIC LEGAL RIGHTS, AND YOU MAY HAVE OTHER RIGHTS WHICH VARY FROM JURISDICTION TO JURISDICTION.

TERMINATION. Without prejudice to any other rights of Activision, this Agreement will terminate automatically if you fail to comply with its terms and conditions. In such event, you must destroy all copies of the Program and all of its component parts.

U.S. GOVERNMENT RESTRICTED RIGHTS. The program and documentation have been developed entirely at private expense and are provided as "Commercial Computer Software" or "restricted computer software." Use, duplication or disclosure by the U.S. Government or a U.S. Government subcontractor is subject to the restrictions set forth in subparagraph (c)(1)(ii) of the Rights in Technical Data and Computer Software clauses in DFARS 252.227-7013 or as set forth in subparagraph (c)(1) and (2) of the Commercial Computer Software Restricted Rights clauses at FAR 52.227-19, as applicable. The Contractor/Manufacturer is Activision, Inc., 3100 Ocean Park Boulevard, Santa Monica, California 90405.

INJUNCTION. Because Activision would be irreparably damaged if the terms of this Agreement were not specifically enforced, you agree that Activision shall be entitled, without bond, other security or proof of damages, to appropriate equitable remedies with respect to breaches of this Agreement, in addition to such other remedies as Activision may otherwise have under applicable laws.

INDEMNITY. You agree to indemnify, defend and hold Activision, its partners, licensors, affiliates, contractors, officers, directors, employees and agents harmless from all damages, losses and expenses arising directly or indirectly from your acts and omissions to act in using the Product pursuant to the terms of this Agreement.

MISCELLANEOUS. This Agreement represents the complete agreement concerning this license between the parties and supersedes all prior agreements and representations between them. It may be amended only by a writing executed by both parties. If any provision of this Agreement is held to be unenforceable for any reason, such provision shall be reformed only to the extent necessary to make it enforceable and the remaining provisions of this Agreement shall not be affected. This Agreement shall be construed under California law as such law is applied to agreements between California residents entered into and to be performed within California, except as governed by federal law and you consent to the exclusive jurisdiction of the state and federal courts in Los Angeles, California.

If you have any questions concerning this license, you may contact Activision at 7800 Equitable Dr. Suite 200, Eden Prairie, MN 55344, USA, (952)-918-9400. Attn. Business and Legal Affairs.