



PlayStation

PAL

Williams ARCADE'S GREATEST HITS™



GT Interactive Software
Corp.

Williams™ W
Williams Entertainment Inc.

Precautions

• This disc contains software for the PlayStation home video game console. Never use this disc on any other machine, as it could damage it. • This disc conforms to PlayStation specifications for the European market only. It cannot be used on foreign-specification versions of PlayStation. • Read the PlayStation Instruction Manual carefully to ensure correct usage. • When inserting this disc in the PlayStation, always place it label side up. • When handling the disc, do not touch the surface. Hold it by the edge. • Keep the disc clean and free of scratches. Should the surface become dirty, wipe it gently with a soft cloth. • Do not leave the disc near heat sources or in direct sunlight or excessive moisture. • Never attempt to use a cracked or warped disc, or one that has been repaired with adhesives, as this could lead to operating errors.

Health Warning

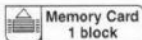
For your health, rest about 15 minutes for each hour of play. Avoid playing when tired or suffering from lack of sleep. Always play in a brightly lighted room, and stand as far from the television screen as possible. Some people experience epileptic seizures when viewing flashing lights or patterns in our daily environment. These persons may experience seizures while watching TV pictures or playing video games. Even players who have never had any seizures may nonetheless have an undetected epileptic condition. Consult your doctor before playing video games if you have an epileptic condition or immediately should you experience any of the following symptoms during play: dizziness, altered vision, muscle twitching, other involuntary movements, loss of awareness of your surroundings, mental confusion, and / or convulsions.

See back page of this manual for Customer Service Nos.

© 1996 Williams Entertainment Incorporated. All rights reserved. For home use only. Unauthorised copying, adaption, rental, lending, re-sale, arcade use, charging for use, broadcast, cable transmission, public performance, distribution or extraction of this product or any trademark or copyright work that forms part of this product are prohibited. Published by GT Interactive Software. Developed by Williams Entertainment Incorporated.



1 or 2
Players



Memory Card
1 block

SLES-00323

IF YOU REQUIRE TECHNICAL ASSISTANCE

Technical Support In the case of faulty disks, you should return the disks ONLY, not the packaging. Return the disks with a covering letter containing details of the fault, your name and address to:

GT Interactive Software (Europe) Ltd.,
Willow Grange, Church Road, Watford Herts,
WD1 3QA United Kingdom.

We will attempt to replace the disks within 28 days of receipt.

If you encounter technical problems with the disks you should write to the above address or call the Technical Helpline which operates between the hours of 9am and 6pm (Central European Time), Monday – Friday. Please ensure that you are sitting in front of your computer or have full details of your computer configuration and the problem you are encountering with you when you call.

English speaking customers call **01923 209145**.

TABLE OF CONTENTS

WARNING: READ BEFORE USING YOUR PLAYSTATION™ GAME CONSOLE.

A very small percentage of individuals may experience epileptic seizures when exposed to certain light patterns or flashing lights. Exposure to certain patterns or backgrounds on a television screen or while playing video games, including games played on the PlayStation™ Game Console, may induce an epileptic seizure in these individuals. Certain conditions may induce previously undetected epileptic symptoms even in persons who have no history of prior seizures or epilepsy. If you, or anyone in your family has an epileptic condition, consult your physician prior to playing. If you experience any of the following symptoms while playing a video game - dizziness, altered vision, eye or muscle twitches, loss of awareness, disorientation, any involuntary movement, or convulsions - **IMMEDIATELY** discontinue use and consult your physician before resuming play.

WARNING TO OWNERS OF PROJECTION TELEVISIONS

Still pictures or images may cause permanent picture-tube damage or mark the phosphor of the CRT, avoid repeated or extended use of video games on large-screen projection televisions. Refer to your projection TV instruction manual for more details.

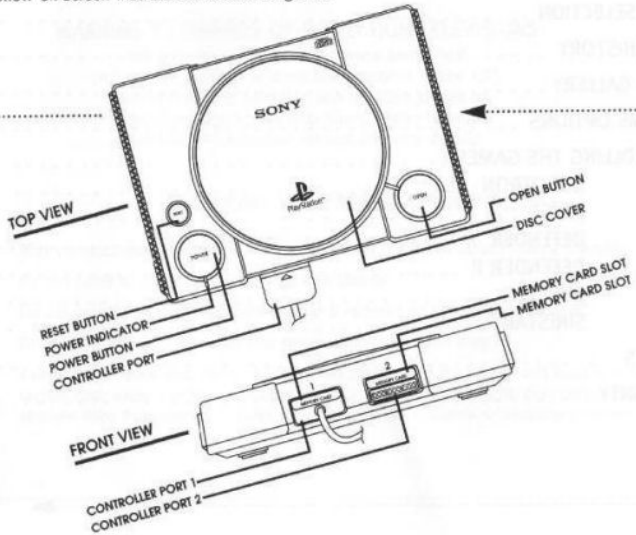
HANDLING YOUR PLAYSTATION™ DISC

- This compact disc is intended for use only with the PlayStation™ Game Console.
- Do not bend it, crush it or submerge it in liquids.
- Do not leave it in direct sunlight or near a radiator or other source of heat.
- Be sure to take an occasional rest break during extended play.
- Keep this compact disc clean. Always hold the disc by the edges and keep it in its protective case when not in use. Clean the disc with a lint-free, soft, dry cloth, wiping in straight lines from center to outer edge. Never use solvents or abrasive cleaners.

SETTING UP	2
GAME SELECTION	3
GAME HISTORY	4
MEDIA GALLERY	5
IN GAME OPTIONS	6
CONTROLLING THE GAMES	8
ROBOTRON	8
JOUST	9
DEFENDER	10
DEFENDER II	10
BUBBLES	11
SINISTAR	11
CREDITS	12
WARRANTY	13

SETTING UP



Set up your PlayStation™ Game Console according to the instructions in its Instruction Manual. Make sure the power is off before inserting or removing a compact disc. Insert the ARCADE'S GREAT-EST HITS™ disc and close the Disc cover. Insert game Controllers and turn on the PlayStation™ Game Console. Follow on-screen instructions to start a game.



2

GAME SELECTION

After the game intro you will be in the Arcade Room, this is where you select which of the classic games you wish to play. Use the controls indicated below to select a game. If you wait a few seconds before selecting a game, a demo of the highlighted game will run. Press Any Button to end the demo.



3

GAME HISTORY

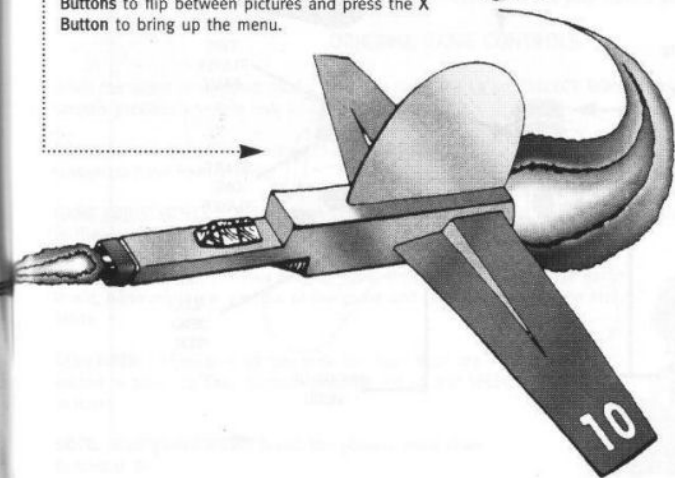
Ever wonder how these games were developed? Check out Game History and get the real story behind your favorite game! Use the **UP** and **DOWN** Directional buttons to scroll through the text. If you press the **START** or **X** Button, a menu will pop up giving you a variety of subjects from which to choose. Use the **UP** and **DOWN** Directional buttons to change your menu selection and then press the **START** or **X** Button to pick your selection.



MEDIA GALLERY



Enter the Media Gallery to view old photos, PR material, early game concept sketches and lots more! Press the **LEFT** and **RIGHT** Directional Buttons to flip between pictures and press the **X** Button to bring up the menu.



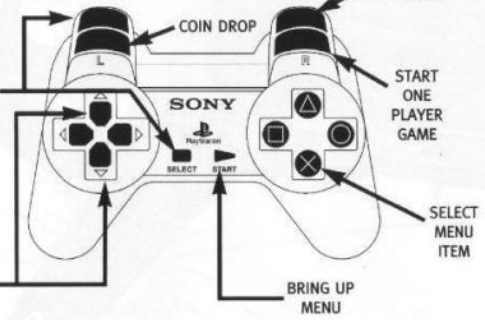
IN-GAME OPTIONS



After the game has loaded, use the controls indicated below to select the various options.

MENU OPTIONS

CONTINUE: Select this to continue game play.
EXIT: Select this to exit game.



MENU OPTIONS

CONTROLLER: Use to reconfigure game controls. Use the **Up** and **DOWN Directional buttons** to scroll thru the menu, and the **LEFT** and **RIGHT Directional Buttons** to see options. Select Save to apply the changes.

LOAD: Select to save settings and scores from Memory card.

SAVE: Use this to save scores and settings on memory card.

There is also a list of all the other games. You can select one to exit your current game and start a new one.

ORIGINAL GAME CONTROLS

While the game is in Attract Mode, you can press the **L2** and **SELECT** Buttons together and see special screens previously visible only to Arcade Operators!

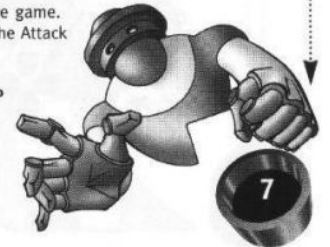
BOOKKEEPING SCREEN: Check out how well your customers have been playing!

GAME ADJUSTMENTS SCREEN: Here you can control everything from how much the game costs per play to the number of extra plays!

Except for Defender, this can also be done while you are in an active game. It will, however, throw you out of the game and send you back to the Attack Mode.

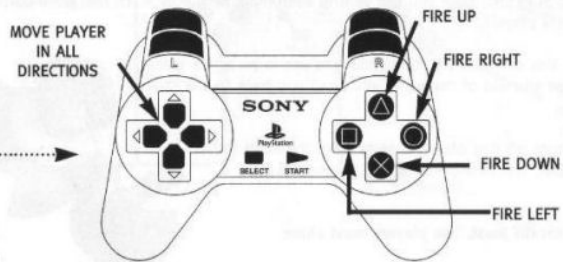

REMEMBER: If you turn off free play you must push the **COIN DROP** Button to play! To **Exit**, continue pressing the **L2** and **SELECT** Buttons.

NOTE: In all games except Joust, two players must share Controller #1.

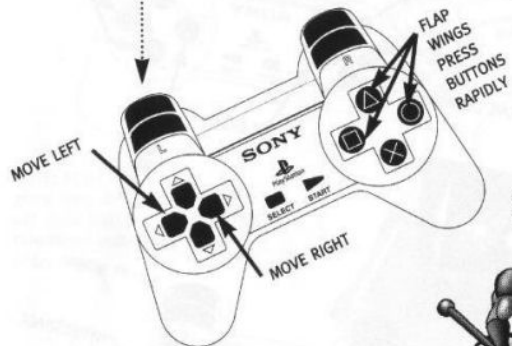


CONTROLLING THE GAMES

The following diagrams show you how to control game play for hours of fun!

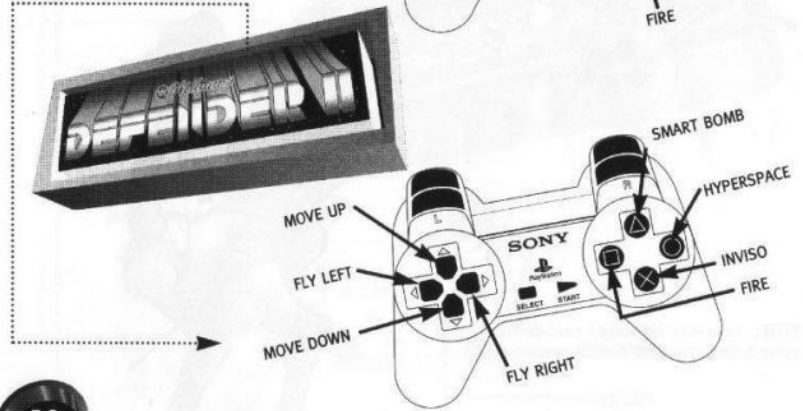
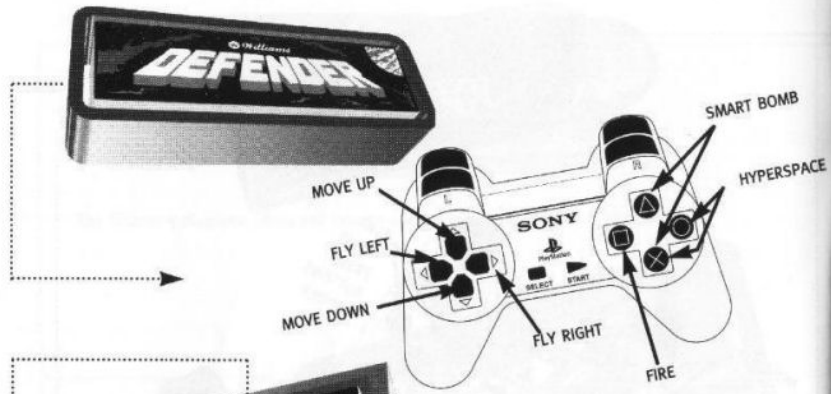


8



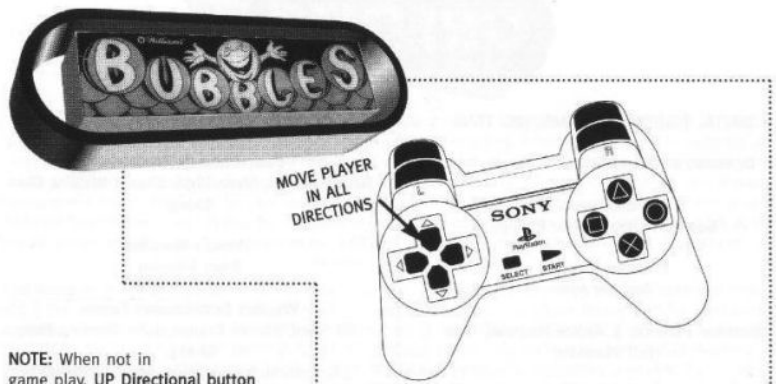
NOTE: Joust may be played head-to-head using both Controllers simultaneously.

9

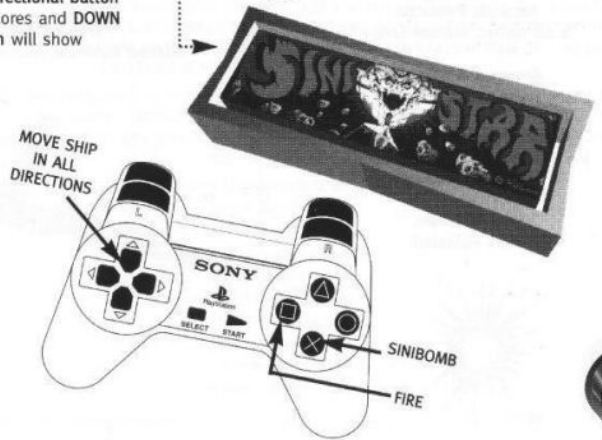


10

NOTE: When not in game play, the CIRCLE Button will show high scores and the LEFT Directional button will show instructions.



NOTE: When not in game play, UP Directional button will show high scores and DOWN Directional button will show instructions.



11

CREDITS

DIGITAL ECLIPSE SOFTWARE, INC. TEAM

DEVELOPED BY DIGITAL ECLIPSE SOFTWARE, INC.

PROGRAMMING

George Phillips, Peter Phillips

EXECUTIVE PRODUCER

Andrew Ayre

ASSISTANT PRODUCER & ARCADE HARDWARE GURU

Jeff Vavasour

ASSOCIATE PRODUCERS

Scott Nisbet, William Chase

ANIMATION & ARTWORK

Midnight Design

HISTORY & VIDEO INTERVIEWS

Jon Bradley Snyder, Chris Charla
Flying Rhino Productions

SPECIAL THANKS

Mark Guidarelli

WILLIAMS ENTERTAINMENT INC. TEAM

PRINT DESIGN & PRODUCTION

Debbie Austin, Steve High, Shawn Murphy, Dave Young

PRODUCT MANAGER

Brian Johnson

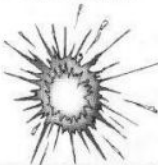
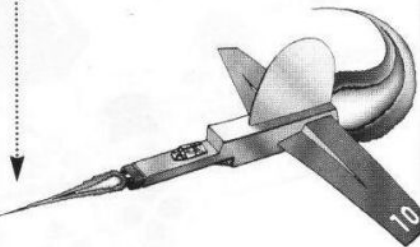
WILLIAMS ENTERTAINMENT TESTING

Will Shen, Steven Kramer, John Stookey, Peter Chang,

J.R. Salazar, John Ubalde, Jason Shigenaka

SPECIAL THANKS

Michael Rubinelli, Michael Gottlieb



WARRANTY

WILLIAMS ENTERTAINMENT INC. warrants to the original purchaser of this Williams Entertainment Inc. software product that the medium on which this computer program is recorded is free from defects in materials and workmanship for a period of ninety (90) days from the date of purchase. This Williams Entertainment Inc. software program is sold "as is," without express or implied warranty damages of any kind, and Williams Entertainment Inc. is not liable for any losses or damages of any kind resulting from the use of this program. Williams Entertainment Inc. agrees for a period of ninety (90) days to either repair or replace, at its option, free of charge, any Williams Entertainment Inc. software product, postage paid, with proof of purchase, at its Factory Service Center.

This warranty is not applicable to normal wear and tear. This warranty shall not be applicable and shall be void if the defect in the Williams Entertainment Inc. software product has arisen through abuse, unreasonable use, mistreatment or neglect. THIS WARRANTY IS IN LIEU OF ALL OTHER WARRANTIES AND NO OTHER REPRESENTATIONS OR CLAIMS OF ANY NATURE SHALL BE BINDING ON OR OBLIGATE WILLIAMS ENTERTAINMENT INC.

ANY IMPLIED WARRANTIES APPLICABLE TO THIS SOFTWARE PRODUCT, INCLUDING WARRANTIES OF MERCHANTABILITY AND FITNESS FOR A PARTICULAR PURPOSE, ARE LIMITED TO THE NINETY (90) DAY PERIOD DESCRIBED ABOVE. IN NO EVENT WILL WILLIAMS ENTERTAINMENT INC. BE LIABLE FOR ANY SPECIAL, INCIDENTAL, OR CONSEQUENTIAL DAMAGES RESULTING FROM POSSESSION, USE OR MALFUNCTION OF THIS WILLIAMS ENTERTAINMENT INC. SOFTWARE PRODUCT.

Some states do not allow limitations as to how long an implied warranty lasts and/or exclusions or limitations of incidental or consequential damages so the above limitations and/or exclusions of liability may not apply to you. This warranty gives you specific rights, and you may also have other rights which vary from state to state.

Williams Entertainment Inc.
1800 South Business 45
Corsicana, Texas 75151

FOR WILLIAMS CUSTOMER SUPPORT

PLEASE CONTACT

WILLIAMS ENTERTAINMENT INC.:

903 874-5092

9:00AM - 5:00PM

CENTRAL TIME

MONDAY - FRIDAY