

3812

SNSP-RW-UKV


ART OF FIGHTING™



TAKARA®

DGM DGM LIMITED
ADVANCE HOUSE 186 BRENT CRESCENT LONDON NW 10 7XR

PRINTED IN JAPAN




INSTRUCTION BOOKLET

TAKARA®

SUPER NINTENDO
ENTERTAINMENT SYSTEM



PAL VERSION



WARNING: PLEASE CAREFULLY READ THE CONSUMER INFORMATION AND PRECAUTIONS BOOKLET INCLUDED WITH THIS PRODUCT BEFORE USING YOUR NINTENDO® HARDWARE SYSTEM, GAME PAK OR ACCESSORY.



THIS SEAL IS YOUR ASSURANCE THAT NINTENDO HAS APPROVED THE QUALITY OF THIS PRODUCT. ALWAYS LOOK FOR THIS SEAL WHEN BUYING GAMES AND ACCESSORIES TO ENSURE COMPLETE COMPATIBILITY WITH YOUR SUPER NINTENDO ENTERTAINMENT SYSTEM.

All Nintendo products are licensed by sale for use only with other authorized products bearing the Original Nintendo Seal of Quality™.

Thank you for selecting this "ART OF FIGHTING™" Game Pak for your Super Nintendo Entertainment System™.

Please read this instruction booklet thoroughly to ensure maximum enjoyment of your new game. Then save this booklet for future reference.

LICENSED BY

Nintendo

NINTENDO®, SUPER NINTENDO ENTERTAINMENT SYSTEM™, THE NINTENDO PRODUCT SEALS AND OTHER MARKS DESIGNATED AS "TM" ARE TRADEMARKS OF NINTENDO.

TAKARA

ART OF FIGHTING™ © 1992 SNK

Published by TAKARA

CONTENTS

- 4 ...ART OF FIGHTING..SYNOPSIS
- 6 ...USING THE CONTROLS
- 8 ...STARTING THE GAME (OPTIONS MODE)
- 12...BONUS STAGES
- 13...CONTINUE
- 13...THE SPIRIT GAUGE AND THE "RAZ" BUTTON
- 14...DESCRIPTION OF THE SCREEN
- 16...RULES OF THE GAME
- 18...BASIC PLAYER MOVES
- 20...INTRODUCTION TO CHARACTERS AND THEIR SUPER ATTACKS
- 28 ...POWER POINTERS



THE INVINCIBLE DRAGON, RYO SAKAZAKI. Trained from his infancy in the teachings of the mystical form of karate known as KYOKUGENRYU by his father. Ryo now lives with his beloved sister, Yuri.

THE RAGING TIGER, ROBERT GARCIA. At a young age, Robert was sent to learn the mysterious teachings of Takuma Sakazaki, master of the KYOKUGENRYU teachings and father to Ryo.

Takuma Sakazaki
(present whereabouts unknown)
He was a Kyokugenryu karate teacher and the strongest fighter of his time. The death of his wife, however, caused him to change dramatically. He disappeared, leaving behind two children, and now no one knows where he is or what he is doing...



After the mysterious disappearance of Takuma and the death of Ryo's mother in a tragic accident, Robert looked after the young Ryo while remaining the boy's toughest rival.

After a period of separation, these two meet once more to save the kidnapped Yuri, who is held in the urban jungle of SOUTHTOWN.

Will these two save Yuri? Will they reveal the identity of the kidnapers? Hey, it's up to you!!!

Albert Garcia
An Italian businessman and a close friend of Takuma's.



Father and son



Close friends and rivals



Mr. Big
The organizer of the South Town Street Fight, and a man who uses his money for evil purposes. Ryo is a continual irritation to him, as he hasn't been able to get rid of him no matter how much money he spends.

John Crawley
He was famous for being a top-class fighter pilot when he was a captain in the navy. One day, however, he was shot in an unguarded moment down by the enemy, and Mr. BIG saved his life. The day will no doubt come when he will repay the favour...



Close friends (Mr. BIG saved Crawley's life)

Employer and employees



Jack Tanner
Makes money by participating in Mr. BIG's evil doings, and by assisting behind the scenes. However, he aims to eventually overthrow Mr. BIG and take control himself.

Micky Rogers
Smuggles military weapons that he receives from John - together they run a very profitable business... Could it be that his love of money was caused by something that happened to him in the past?



Partners in a smuggling operation

Partners in crime



King
The founder at a restaurant run by Mr. BIG. He once had the bitter experience of being beaten in a fight by the gang led by Jack.

Linked by fate

Old rivals

His wife, Ronnet
(died in a car accident)
It is suspected that her death may have been the work of those who bore a grudge against Takuma.



Ryuhaku Todo
Previously challenged Takuma to a battle and was defeated, which led to the ruin of his dojo. He feels a real hatred for Takuma for this.



Teacher and student



Lee Pai Long
Was adopted by Gakusu when he was a child, and learnt the secrets of Chinese Kempo. No-one has ever seen behind his strange mask.

Old rivals

Father and daughter



Yun Sakazaki
(recently kidnapped - whereabouts unknown)
The beloved sister of Ryo.



Mr. ???
Known as the "Invincible Fighter", his identity has remained a total mystery due to his powerful fighting skills. Is it possible that this living legend may one day be defeated?

Teacher and student
Father and son; also teacher and student

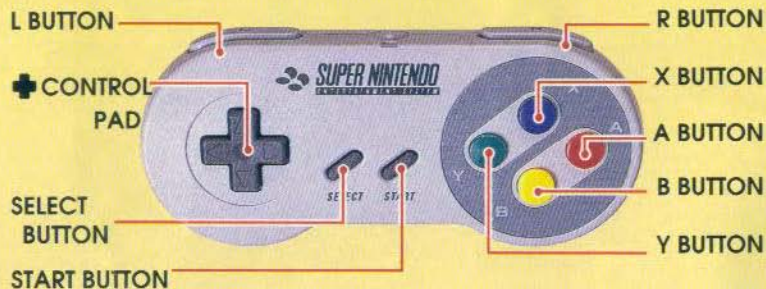


Ryo Sakazaki
The disappearance of his strict but beloved father, and the kidnapping of his sister, has turned Ryo into a fighting master.

Ryo defeats Mr. Big, who holds the South Town Street Fight in order to line his own pockets.

Close friends

USING THE CONTROLS



➕ CONTROL PAD:

- Up ↑ Vertical jump
- Right and up →↑ Jump forwards
- Right → Move forwards
- Right and down →↓ Crouch
- Down ↓ Crouch
- Left and down ←↓ Crouch
- Left ← Retreat
- Left and up ←↑ Jump backwards

• Pushing the ➕ CONTROL PAD twice in rapid succession allows your character to dash (either forwards or backwards).

X BUTTON:

Punch button. Push repeatedly to increase your spirit gauge.

Y BUTTON:

Kick button. Push repeatedly to increase your spirit gauge.

R BUTTON:

Mainly used in conjunction with the A and B BUTTONS (the L BUTTON can also be used).

X BUTTON and then R BUTTON—Power punch

Y BUTTON and then R BUTTON—Power kick

R BUTTON and X BUTTON together—Weaker punch

R BUTTON and Y BUTTON together—Weaker kick

A BUTTON:

The "RAZ" button. Push this to reduce your opponent's spirit gauge by a fixed amount.

OPTIONS MODE:

Use the OPTIONS mode to reset the order in which the buttons are used to suit your own preferences.

All the special attack messages that appear during game play are based on the normal arrangement of the Punch and Kick buttons. If you change the button arrangement in the OPTIONS mode, be sure to make a note of how the arrangement has changed. Please refer to page 9 for details about the OPTIONS mode.



STARTING THE GAME



Insert the game pak into your Super Nintendo Entertainment System and turn the power on. The ART OF FIGHTING title screen will be displayed.

Press the START BUTTON to bring up the Game Mode Selection screen. You may now choose to play in 1P-STORY MODE or 2P-VERSUS MODE, or enter the OPTIONS menu.



OPTIONS MODE

Choose an item by pushing up or down on the \oplus Control Pad, and then alter the setting by pushing left or right.

GAME DIFFICULTY:

Choose any of 8 increasingly difficult levels.

GAME TIME:

Sets the countdown timer for each round. There is no time limit if set to ∞ .

ROUND:

Choose to play either 1 Round or 3 Rounds. The game is automatically set at 3 Rounds. When playing only 1 round, the first player to defeat the other player wins.

BUTTON CONTROL:

You can change and rearrange the three buttons used for Punch, Kick, and Throw into any order desired. Choices are made by pushing up/down with the \oplus Control Pad, choosing the item and then pressing the button you now want to use.

SOUND MODE:

Choose from either MONO, STEREO, or STEREO (EXP). STEREO (EXP) has an even better sound quality than STEREO.

When using a mono television set, select MONO. The game is normally set at STEREO. If STEREO is selected when using a mono television set, the sound may be patchy in places.

RETURN TO THE GAME SELECTION SCREEN BY PRESSING THE START BUTTON





SELECTING GAME MODES (STORY MODE)

Choose STORY MODE (1-Player) with the joystick **+** CONTROL PAD and press the A BUTTON.

• STORY MODE

This mode allows you to choose from RYO or ROBERT. Battle the Southtown Bad Guys and save Yuri. Also experience the exciting BONUS STAGES and the dazzling story screens.



• SELECTING PLAYERS

Match the indicator to the desired character and push the A BUTTON. In STORY MODE you can choose from RYO or ROBERT.



SELECTING GAME MODES (1P VS COM MODE)

In 1P VS COM MODE, you choose to fight using RYO, ROBERT or any one of the other characters, and you can also choose the opponents you wish to compete against.



SELECTING GAME MODES (VS MODE)

Choose VS MODE with the **+** CONTROL PAD and press the A BUTTON.

• VS MODE

In VS MODE you can choose from 10 characters. It is also possible to choose the same character, too (i.e., Robert vs. Robert).



BONUS STAGE

The Bonus Stage appears at various points in STORY MODE. In completing the Bonus Stage successfully, your power will increase and you will be taught a new Super Attack.

After completing the Ultra-Super Attack screen, you should be able to master a new Super Attack.

BOTTLE CUT

Chop the necks off all of the soda bottles. If successful, your "SPIRIT" gauge will increase.



ICE PILLAR SMASH

Break all of the ice blocks in one blow. Do so, and your Power gauge will increase.



INITIATE SUPER FIRE BLOW

In a specified time, you must use a given Super Attack a given number of times. If you can do so, your Super Attacks will consequently become more powerful.



CONTINUE

When the Game Over indication appears on the screen, a number will appear on the screen. This is the number of times you can continue the game. When the counter reaches 0, the game is really OVER. CONTINUE is not applicable in 2-Player Mode (VS MODE).



"SPIRIT" GAUGE AND RAZ BUTTONS

After using your SUPER ATTACKS, your "SPIRIT" level will decrease. To restore your "SPIRIT", press down either the X or Y BUTTONS. BUT BE CAREFUL! While restoring your "SPIRIT" power, you are vulnerable to attack. Use this function wisely.

To reduce the "SPIRIT" of your opponent, push the "RAZ" A BUTTON. Pushing this button allows your character to tease the opponent and reduce his energy.

- Successfully completing the BONUS STAGE will increase your SPIRIT and POWER gauges.





DESCRIPTION



- ① Player's face.
- ② SPIRIT gauge. CAUTION: Your SPIRIT will decrease based on the SUPER ATTACK you use. Based on your remaining SPIRIT level, the power of your SUPER ATTACK will be affected.
- ③ STRENGTH gauge. Based on the damage your player takes, the level will decrease. If your STRENGTH level is exhausted, YOU LOSE!!!



OF THE SCREEN



- ④ CURRENT SCORE. Displays your current score. In VS MODE, no score will appear.
- ⑤ MATCH TIMER. Displays time remaining in the current round. When the timer reaches 0, the round is over.
- ⑥ VICTORY MARK. Displays the number of rounds you have won or lost.



RULES OF

- Each match consists of 3 rounds. When a player wins 2 rounds, he wins the match.
- When the power level of either character is used up, that character loses. The winner is the player who is still standing.
- One round is made up of 60 counts. When the time limit is reached, the character with the highest STRENGTH level wins.

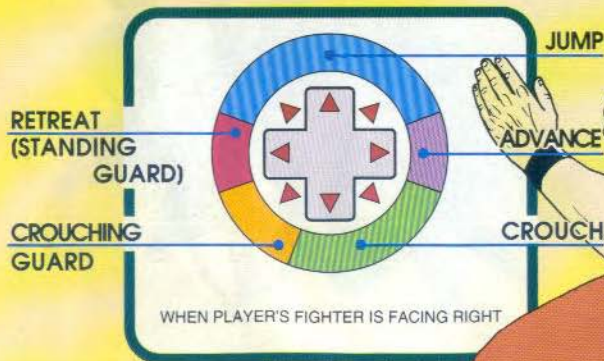
THE GAME

- In the event of a **DOUBLE KNOCKOUT**, the round will end in a draw. Neither character wins.
- In the event of a **DOUBLE KNOCKOUT**, there will be a maximum of 4 rounds until a winner is decided.
- At the end of a round, all **STRENGTH** and **SPIRIT** levels will be restored. Use all of your power and **SPIRIT** in the round, **YOU'LL NEED IT!**



BASIC PLAYER MOVES

The first step towards becoming the victor is to master the basic moves. Dash to move quickly. Guard to block your opponent's attacks. Co-ordinate button timing to make attacks stronger. Each character also has his own special attacks. It's up to you to perfect your skills in battle!



[Mr. Big cannot jump]



PUNCHES / BODY BLOWS / POWER PUNCHES

Press the X BUTTON to punch. Hold the R BUTTON down and press the X BUTTON to do a body blow attack. If you hit the R BUTTON straight after pressing the X BUTTON, you can do a power punch which will cause your opponent a lot of damage. However, when doing a power punch you cannot defend yourself as effectively, so you will be more vulnerable to an enemy counter-attack.



RAZZING YOUR OPPONENT

Press the A BUTTON and your character will go into the "RAZZ" pose, which will reduce your opponent's SPIRIT level by a set amount. However, you are vulnerable to attack when in this pose, so only use it when there is a sufficient distance between you and your opponent. Use it in VS MODE to tease and razz your friend.



KICKS / LOW KICKS / POWER KICKS

Press the Y BUTTON to kick. Hold the R BUTTON down and press the Y BUTTON to do a low kick. If you hit the R BUTTON straight after pressing the Y BUTTON, you can do a power kick which will cause your opponent a lot of damage. However, when doing a power kick you cannot defend yourself as effectively, so you will be more vulnerable to an enemy counter-attack.

SPIRIT RESTORATION

If you hold either the X or Y BUTTONS down for a set period of time, you can restore your SPIRIT level. Once your SPIRIT level gauge has started increasing, you can release the button and the level will continue to increase. Restore your SPIRIT level when you have a breathing space and then attack with a special attack!



SPECIAL ATTACKS

Using different **+** CONTROL PAD and button operations you can use each character's special attacks, which are very powerful. However, each time you use a special attack your character's SPIRIT level will go down by a set amount. Be careful - if you use a special attack when your SPIRIT level is too low, the attack will have a reduced range and power.



DASHING

If you press the **+** CONTROL PAD rapidly twice in the direction of your opponent, your character will dash towards him. If you press the **+** CONTROL PAD rapidly twice in the opposite direction, your character will dash away from your opponent.

CHARACTERS AND THEIR SPECIAL ATTACKS

Guide RYO or ROBERT through peril-filled SOUTHTOWN. Successfully defeat the 6 baddies who lie in wait and find where Yuri is being held. Discover and master your chosen characters SUPER ATTACKS. Meet the other mysterious Masters of Mayhem who hold Yuri. Uncover the DEEP DARK SECRET that is buried in the bowels of SOUTHTOWN!!!

THESE 10 POSSESSORS OF POTENT POWER AWAIT YOUR EVERY COMMAND. WHO IS THE STRONGEST?!!! IT'S UP TO YOU!!!



RYO



TODO



JACK



LEE



KING



JOHN



MICKY



ROBERT

The real ruler of South Town



MR. BIG

The Invincible Fighter



MR. ???

HIS LOVE FOR HIS SISTER CHANGED TENDERHEARTED RYO INTO A FIGHTING MASTER

RYO SAKAZAKI



Son of the respected KYOKUGENRYU Master, Takuma Sakazaki. Orphaned at the age of 10, he now lives with his kid sister, YURI. After YURI is kidnapped, the Invincible Dragon is awakened in him. He plunges head-long into the urban battlezone, SOUTHTOWN.



KOH OH KEN
(Great Ball of Fire)
↓ ↘ → + X BUTTON



HIENSHIPPUKYAKU
(Legs of Flying Heat)
↘ → + Y BUTTON



ZANRETSU KEN
(Thresher Punch)
→ ← ← + R BUTTON

WHEN THE TIGER HOWLS, THE SUPREME FIGHT STARTS.

ROBERT GARCIA

Son of the multimillionaire ALBERT GARCIA. Sent to the world-famous IMPERIAL ACADEMY to study the mysteries of KYOKUGENRYU karate under the tutelage of ALBERT'S lifelong friend, TAKUMA SAKAZAKI. After the death of RYO's father, ROBERT watched over the young boy, providing him with friendship. ROBERT remains, however, RYO's ultimate rival.



RYU GEKI KEN
(Breath of the Tiger)
↓ ↘ → + X BUTTON



HIENSHIPPUKYAKU
(Legs of Flying Heat)
↘ → + Y BUTTON



GENEIKYAKU
(The Great Spirit Kick)
→ ← ← + R BUTTON



THE JAPANESE FIGHTER

RYUHAKU TODO

Disciple of traditional Japanese Martial Arts and master of modern-fighting techniques. He stalks Southtown in search of worthy opponents.



KASANEATE (Layers of Lumps)

↓ ↘ → + X BUTTON



HARD PUNCH

R BUTTON + X BUTTON



MUSCLES OF THE TERRIBLE TYPHOON

JACK TURNER

Known as the "Terrible Typhoon" and leader of the Southtown gang, the Black Cats. An agent of Mr. Big, with his body of steel and bubble-gum-blowing taunts, he devastates anyone who crosses his path.



Ultra-Drop Kick

↓ → + Y BUTTON



Burning Knuckles

↓ ↘ → + X BUTTON



Sliding Kick

↓ ↘ → + Y BUTTON



LEGENDARY ACROBAT CLOWN

LEE PAI LONG

Master of Chinese martial arts and noted expert of Chinese medicine, he now works as the director of the Southtown prison. A former adversary of RYO's father, he now faces the son.



HYAKURETSUSEMPUKYAKU (Fanblade Kick)

↓ → + Y BUTTON



HYAKURETSU KEN (The Hundred Blows of Fist)

→ → → + R BUTTON



TETSU NO TSUME (Iron Talon Slice)

↓ ↘ → + Y BUTTON

• **LOW ORBIT**

↓ ↘ → + X BUTTON



ELEGANT THAI STYLE KICK BOXING MAGIC

KING

Employee of the mysterious Mr. Big. From a childhood spent in Thailand, King mastered the fighting art, MUETAI. King is the bouncer at Mr. Big's restaurant, where he often is seen reading the works of Gertrude Stein.



2-LAYER FLYING KICK

↓ → + Y BUTTON



VENOM STRIKE

↓ ↘ → + Y BUTTON



REPPUKYAKU (Whirlwind Kick)

↓ ↘ → + Y BUTTON



CHAMPION OF THE DARK SIDE

MICKY ROGERS

The tragic pugilist whose hopes for a professional career were dashed after he accidentally killed a man. Currently he too stalks SOUTHTOWN searching for victims-on which to vent his frustration-and the ghost of Bob Marley.



ROLLING UPPER
↓ ↘ + Y BUTTON



BURNING UPPER
↓ ↘ + X BUTTON



A MADMAN WITH NO FEAR OF DEATH!

JOHN CRAWLEY

The mad-dog Martial Arts Instructor. Referred to by his friends as the KILLING MACHINE. No one knows what his enemies call him, nor do they dare to ask.



FLYING ATTACK
↓ ↘ + X BUTTON



OVERDRIVE KICK
↓ ↘ + Y BUTTON



MEGA SMASH
↓ ↘ + X BUTTON



THE REAL RULER OF SOUTH TOWN

MR. BIG

The man who controls South Town from behind the scenes. He calls himself "Mr. BIG", but his real name begins with the letter "J".



SUPER BLASTER
↓ ↘ + X BUTTON



CROSS DIVE
↓ ↘ ↗ + X BUTTON



THE INVINCIBLE FIGHTER

MR. ???

His real name, age, and everything else about him is shrouded in mystery, and his face is kept hidden behind a demon's mask. He is known as the "Invincible Fighter".



KOH OH KEN
(Great Ball of Fire)
↓ ↘ + X BUTTON



HIENSHIPPUKYAKU
(Legs of Flying Heat)
↓ ↘ + Y BUTTON



ZANRETSU KEN
(Thresher Punch)
↔ ↔ + R BUTTON

POWER POINTERS

The game is divided into 8 difficulty levels, from 1 (EASY) to 8 (HARD). It is possible to look at enemy character Super Power Attacks when you clear the game at each difficulty level. For example, if you clear STORY MODE with the difficulty level set at 1, you can learn what KARATE's Super Power Attack is at the end of the ending sequence.

When you've cleared all the levels, you will have learned all the enemy character Super Power Attacks, which will give you the winning edge over your friend when playing in VS MODE.



SUPER POWER ATTACK



RYUKORANBU (FINAL COUNTER ATTACK)

← ← ← + R BUTTON → → →

(can only be used when your STRENGTH GAUGE is low)



Memo

A large rectangular area with horizontal lines, intended for a memo. A white piece of tape is partially covering the top left corner of this area.

e.
at 1,
the enc

90 DAY LIMITED WARRANTY

DGM Ltd. warrants to original consumer purchaser that this Super Nintendo Entertainment System Game Pak (Game Pak) shall be free from defects in material and workmanship for a period of 90 days from the date of purchase. If a defect covered by this warranty occurs during 90 day limited warranty period, DGM Ltd. will repair or replace the defective Game Pak, at its option, free of charge.

To receive this warranty service, contact either your Game Pak dealer or return the product, postage prepaid and insured for loss or damage, together with your sales slip or similar proof of purchase to:

DGM Limited
Advance House
186 Brent Crescent
London
NW10 7XR

Be sure to include your name, address and telephone number, plus a brief description of the fault. Game Paks returned without proof of the date of purchase or after the 90 day warranty period, will at DGM Ltd.'s option, be repaired or replaced at the service charge then in effect for out-of-warranty repair. (Repair done after acceptance of the quotation). Payments must be made by cheque or money order, payable to DGM Ltd.

This warranty shall not apply if the Game Pak has been damaged by negligence, accident, unreasonable use, modification, tampering or by other causes unrelated to defective materials or workmanship.

This warranty does not interfere with your statutory rights.

TEL. 081-965-8199