



INSTRUCTION BOOKLET

rayasystems™

SUPER NINTENDO
ENTERTAINMENT SYSTEM

Congratulations!

You now own Rex Ronan™ for the Super Nintendo Entertainment System®—the latest game in our Health Hero series! To ensure your enjoyment, we suggest you read this booklet carefully and follow its instructions and suggestions before you begin your mission.

Notice to Parents & Educators

As a pioneer in the electronic game industry, Raya Systems is dedicated to producing fun and exciting learning tools. Positive role model heroes are used to address and educate audiences about health, social issues, and other vital life skills. Raya Systems works closely with experts in the medical field to ensure accuracy and educational content. Of equal importance, game development incorporates input and feedback from the ultimate experts: children themselves.

Rex Ronan is a challenging, educational game that demonstrates the harmful effects of tobacco use. Players must develop a good understanding of those effects to gain the necessary edge to win. They must make quick decisions on facts concerning tobacco use and are rewarded for proper responses. Enjoy Rex Ronan and look for our other Health Hero™ series games.

WARNING: PLEASE READ THE ENCLOSED CONSUMER INFORMATION & PRECAUTIONS BOOKLET CAREFULLY BEFORE USING YOUR NINTENDO® HARDWARE SYSTEM OR GAME PAK.



LICENSED BY



NINTENDO, SUPER NINTENDO ENTERTAINMENT SYSTEM AND THE OFFICIAL SEALS ARE REGISTERED TRADEMARKS OF NINTENDO OF AMERICA INC. © 1991 NINTENDO OF AMERICA INC.

THIS OFFICIAL SEAL IS YOUR ASSURANCE THAT NINTENDO HAS APPROVED THE QUALITY OF THIS PRODUCT. ALWAYS LOOK FOR THIS SEAL WHEN BUYING GAMES AND ACCESSORIES TO ENSURE COMPLETE COMPATIBILITY WITH YOUR SUPER NINTENDO ENTERTAINMENT SYSTEM. ALL NINTENDO PRODUCTS ARE LICENSED BY SALE FOR USE ONLY WITH OTHER AUTHORIZED PRODUCTS BEARING THE OFFICIAL NINTENDO SEAL OF QUALITY.

rayasystems™

RAYA SYSTEMS, INC.
2570 WEST EL CAMINO REAL
SUITE 309
MOUNTAIN VIEW, CA 94040
415/949-2672

REX RONAN-EXPERIMENTAL SURGEON, HEALTH HERO, AND HEALTH HERO LOGO ARE TRADEMARKS OF RAYA SYSTEMS INC. © 1993 RAYA SYSTEMS, INC. ALL RIGHTS RESERVED.



Jake Westboro considered himself a lucky man. He had it all—a beautiful wife, a fancy sports car and a great sales career with Blackburn Tobacco Company. But years of smoking have caught up with him.

Dr. Rex Ronan—Experimental Surgeon—is the only one who can save Jake's life. Rex Ronan must shrink to near-microscopic size to journey through Jake's body and perform high-tech laser surgery. He will follow the path of smoke and nicotine, removing tar, plaque, phlegm and pre-cancerous cells, moving on to confront Jake's nicotine addiction.

Blackburn Tobacco Company fears that the world will discover the dangers of smoking. To stop Rex Ronan, they have implanted dangerous Microbots in Jake's body. The damage caused by tobacco use is severe. The surgery will be difficult enough to perform, but now Rex must also defend himself! Upon entering Jake's body, Rex Ronan kicks, jumps and fires his laser scalpel to repair damage, all the while fending off the evil Microbots sent to stop him.

It is a race against the clock. Travel through the mouth, trachea, lungs, bronchial tubes, heart, arteries and on to the brain to confront the most difficult complication of all—the dreaded nicotine addiction. If successful, Jake will live and Dr. Ronan will make headlines with the mastery of his new experimental surgery. But Rex must hurry...time is running out for Jake!

As Rex Ronan, you and your ship will be shrunk to near-microscopic size to hunt down Jake's dooming lung cancer and impending heart attack. Your mission begins in Jake's mouth. Fly through his respiratory system, repairing damage. Travel into his heart, and finally to his brain where you'll find the most difficult challenge—confronting Jake's nicotine addiction. Use your powerful laser scalpel to successfully complete the experimental surgery and to protect yourself from the evil Microbots. Flashing arrows will guide you on your mission. When you have completed a level, Rex's ship will appear to bring you to the next level.

Beware! Your lives are limited!

Rex begins this challenging mission with three lives, but you can lose or gain lives for him along the way. When all lives are gone, the game is over. Proceed cautiously! Don't let the Microbots defeat Rex Ronan!

Monitor time, energy and laser power.

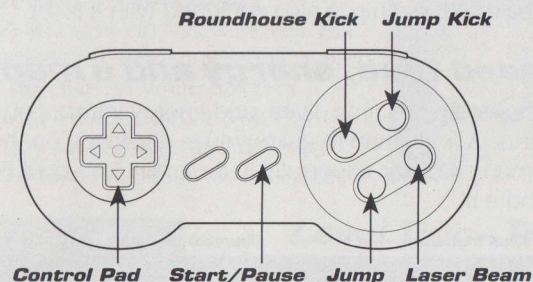
The time to complete each level is limited. If time runs out before Rex's ship appears, you will lose one of Rex's lives. During the mission, be sure to monitor your time, energy, and laser power. These vital signs are critical to your success—pay close attention to them! Rex's energy level and laser scalpel power can be boosted by the colored energy capsules that appear. You'll find out more about these capsules later.

Knowledge is power!

On your way through Jake's body, you will encounter Smart Bombs to test your knowledge. Each time you activate a Smart Bomb, a question will be displayed. If you answer the question correctly, you'll make quick work of the Microbots. If you answer incorrectly, it could spell disaster for Rex Ronan...and Jake!

Insert the game pak into your Super NES®. Turn the power on and use the controls to play.

Control kicks, jumps and lasers!



Press "Start" button to begin or pause.

- | | |
|----------------------------|---------------------------------|
| ▶ Move or aim to the right | A To activate laser beam |
| ◀ Move or aim to the left | B To jump |
| ▲ Move or aim up | X Jump kick |
| ▼ Aim down or duck | Y Roundhouse kick |

Rex Ronan has studied the martial arts and can defend himself against the Microbots with his jump kicks ("X") and roundhouse kicks ("Y")—as well as his laser scalpel. Use the control pad to direct his kicks and laser. Press the "A" button to activate the laser beam. To use the laser scalpel while ducking, hold the "▼" arrow down, then press the "A" button. Aim the laser downward by pressing the "A" button first.

Options

In the bottom right-hand corner of the title screen, highlight "Set Options" using the control pad. Press "Start" to display the menu.

Music: On/Off

Language: English/Spanish

Smart Bombs: On/Off

The control pad highlights options. The "A" button selects your choice. When you're ready to play, simply press "Start".

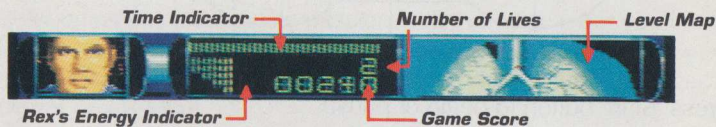
& SELF DEFENSE

Laser Scalpel

Rex Ronan's instrument for this mission is a powerful laser scalpel that blasts several different beams with varied effects. You can boost laser power and change the beam when you capture certain capsules. Rex's ship is also equipped with a laser.






You'll need time, energy and a map.

A display showing Rex's time, lives, and energy inform you of the mission status. A level map to guide you is displayed on the right. Follow the map carefully, especially in the brain. You could easily get lost without it!



Boost life, energy and laser.

Capsules can make the difference between success and failure. Take advantage of as many capsules as possible. Rex must jump or duck to capture them. Capsule power depends on color:

-  - gains extra life
-  - gains extra time
-  - enhances laser
-  - boosts energy level
-  - changes laser beam

Warning—Smart Bombs ahead!



When a Smart Bomb appears, blast it with the laser scalpel to activate it. A true or false statement will appear on the monitor. If the statement is true, jump to grab the Smart Bomb. If it is false, leave the Smart Bomb alone. Correct responses earn points and destroy Microbots. If the statement is false and you grab the Smart Bomb, you will experience an energy drain. The first Smart Bomb will automatically pause the game. Pause each time for more time to read and understand the statement before responding.

Before each level, a menu will display your surgical mission. Memorize your mission, then accomplish it. Use the "X" button to speed up the scrolling or the "A" button to start.

Level One - Mouth

Your mission starts in Jake's mouth. His teeth are stained, decaying, and covered with tar deposits. A white patch of leukoplakia lines his throat. You must remove the tar deposits and dislodge the leukoplakia as quickly as possible.



Level Two - Trachea

Fly your ship down Jake's trachea on your way to his lungs. The walls are lined with thick mucus and clogged with green globs of phlegm. Zap the globs with the ship's powerful laser. Carefully navigate the blocked passageway.




Level Three - Lungs I

In Jake's first lung, tar deposits slow down the flow of air to the alveoli, cutting off the oxygen supply to the blood. Step out of your ship, surgically remove the tar deposits and destroy pre-cancerous cells threatening his lungs. Fast!



Level Four - Bronchial Tubes

On your way to Jake's second lung, you'll fly through bronchial tubes clogged with green phlegm. Use the ship's laser to clear phlegm before more damage occurs. Watch out for blockages!



Level Five - Lungs II

In Jake's second lung, emphysema damage is evident. The lung is enlarged and the alveoli walls are broken down. Clear the tar deposits and destroy the pre-cancerous cells polluting the area.

**Level Six - Artery I**

As you fly through the first artery, you'll see that it is blocked by yellow plaque. Remove the plaque with your ship's laser and fly carefully through the blockages.

**Level Seven - Heart**

Jake's heart is plagued by plaque. A deadly blood clot is forming in the coronary artery - there is immediate danger of a heart attack! Remove the plaque and clear the blood clot before it's too late!

**Level Eight - Artery II**

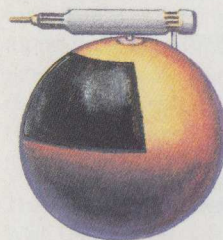
Nearing the final stage of your mission, you'll travel back through the arteries toward the brain. Quickly remove the yellow plaque and guide your ship cautiously through the blockages.

**Level Nine - Brain**

The final, most difficult phase begins. You must rid Jake of his nicotine addiction - the flashing areas. Tread carefully on the blood vessels. And, check your map! You can't afford to get lost.




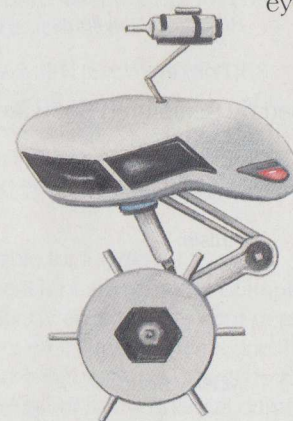
The success of Rex Ronan's experimental surgery is threatened by many implanted Microbots. Meet the evil dangers that await you on your mission.

**Zapseeker**

This Microbot is plentiful in Jake's body. They zap Rex Ronan with power waves and sap his energy. Keep your eyes open!

Spikewheeler

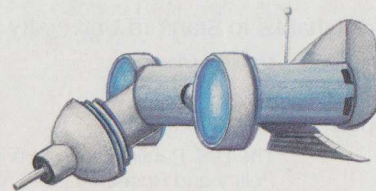
This rolling terror tries to shoot Rex with dangerous red rays. Watch out for this wheeled foe!

**Microlaser Satellite**

Armed with glowing fireballs, this dangerous enemy is tough to combat. Beware!

Star Bird

There is certain danger from above. This airborne threat shoots lethal gold stars. Watch out below!



Produced by Raya Systems

Executive Producer Steve Brown

Producer Aaron Baker

Designer Jeff George

Research Coordinators Hope Hall
Louise Novak

Research Assistants Sara Cronenwett
Stephanie Mann
Mike Payne

Developed by Sculptured Software

Project Manager Jeff Peters

Senior Programmer Craig Conder

Artists Rob Kemp
Mike Ulrich
Mike Lott
Heinee Hinrichsen
Marcus Fisher

Music / Sounds H. Kingsley Thurber
Mark Ganus

Development Assistant Joe Buffington

Packaging & Documentation by Emerald Advertising

Creative Director Eileen O'Connell

Art Director Lisa Majors

Special thanks to Stanford University School of Medicine

Medical Director C. Barr Taylor, M.D.
Professor of Psychiatry

Supported by Grants from:

The U.S. Public Health Service Agency for Health Care Policy and Research (SBIR Award Number 213-92-0051), and the State of California Tobacco-Related Disease Research Program.

Raya Systems, Inc. warrants to the original purchaser only that the Game Pak provided with this manual and the software program coded on it will perform substantially in accordance with the description in this manual when used with the specified equipment, for a period of 90 days from the date of purchase. If the program is found defective within 90 days of purchase, it will be replaced. Simply return the Game Pak to Raya Systems, Inc. or its authorized dealer along with a dated proof of purchase. Replacement of Game Pak, free of charge to the original purchaser (except for cost of returning the Game Pak) is the full extent of our liability.

THIS WARRANTY IS IN LIEU OF ALL OTHER WARRANTIES, WHETHER ORAL OR WRITTEN, EXPRESS OR IMPLIED. ALL IMPLIED WARRANTIES, INCLUDING THOSE OF MERCHANTABILITY AND FITNESS FOR A PARTICULAR PURPOSE, IF APPLICABLE, ARE LIMITED IN DURATION TO 90 DAYS FROM THE DATE OF PURCHASE OF THIS PRODUCT.

Raya Systems, Inc. shall not be liable for incidental and/or consequential damages for the breach of any express or implied warranty including damage to property and, to the extent permitted by law, damages for personal injury, even if Raya Systems, Inc. has been advised of the possibility of such damages. Some states do not allow the exclusion or limitation of incidental or consequential damages or limitations on how long an implied warranty lasts, so the above limitations or exclusions may not apply to you.

This warranty shall not be applicable to the extent that any provision of this warranty is prohibited by any federal, state, or municipal law which cannot be pre-empted. This warranty gives you specific legal rights and you may also have other rights which vary from state to state.

Raya Systems, Inc. 2570 West El Camino Real, Suite 309
Mountain View, CA 94040 415/949-2672



***"Rex Ronan is a true departure
in the world of Super NES
games, being both fun to play
and informative on a subject
of vital importance..."***

-Nintendo Power

September 1993

***"Rex Ronan is a fun, interactive
way to relay a serious message
to kids of all ages."***

-Game Players

rayasystems™

Raya Systems, Inc.
2570 West El Camino Real, Suite 309
Mountain View, CA 94040
415/949-2672

PRINTED IN JAPAN