

Super
CAESARS

PALACE™



INSTRUCTION BOOKLET



DISTRIBUTED BY: MAJESCO SALES, INC., 244 FERNWOOD AVENUE, EDISON, NJ 08837, 800-826-0015
VIRGIN INTERACTIVE ORDER LINE: 1-888-843-2661 EXT. 350
CAESARS PALACE IS A TRADEMARK OF CAESARS WORLD, INC. AND USED UNDER LICENSE FROM CAESARS
WORLD MERCHANDISING, INC. THIS PRODUCT IS FOR ENTERTAINMENT PURPOSES ONLY. ANY USE FOR
GAMBLING OR WAGERING IS PROHIBITED ©VIRGIN INTERACTIVE ENTERTAINMENT. VIRGIN IS A REGISTERED
TRADEMARK OF VIRGIN ENTERPRISES, LTD. ALL RIGHTS RESERVED.

PRINTED IN USA

SUPER NINTENDO
ENTERTAINMENT SYSTEM

**WARNING: PLEASE READ THE ENCLOSED
CONSUMER INFORMATION AND PRECAUTIONS
BOOKLET CAREFULLY BEFORE USING YOUR
NINTENDO® HARDWARE SYSTEM OR GAME PAK.**



THIS OFFICIAL SEAL IS YOUR ASSURANCE THAT NINTENDO HAS APPROVED THE QUALITY OF THIS PRODUCT. ALWAYS LOOK FOR THIS SEAL WHEN BUYING GAMES AND ACCESSORIES TO ENSURE COMPLETE COMPATIBILITY WITH YOUR SUPER NINTENDO ENTERTAINMENT SYSTEM®. ALL NINTENDO PRODUCTS ARE LICENSED BY SALE FOR USE ONLY WITH OTHER AUTHORIZED PRODUCTS BEARING THE OFFICIAL NINTENDO SEAL OF QUALITY®.

LICENSED BY



NINTENDO AND SUPER NINTENDO ENTERTAINMENT SYSTEM® ARE REGISTERED TRADEMARKS OF NINTENDO OF AMERICA INC.

Super
CAESARS
PALACE

Table of Contents

Introduction	1
Getting Started	2
The Controls	3
Using the ATM machines	6
Chip Tray	10
Slots	11
Blackjack	15
Video Poker	18
Roulette	20
Craps	22
Red Dog	27
Keno	29
Video Horse Racing	31
Hints & Tips	34
Credits for SUPER CAESARS PALACE	35

Introduction

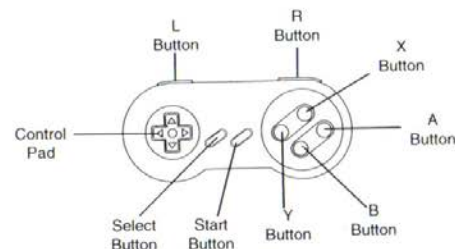
Welcome to a fast-paced world of fun where you can win a fortune or lose your shirt in a heartbeat at the premier casino, CAESARS PALACE! CAESARS PALACE is located in the casino capital of Las Vegas, Nevada. Now you can sharpen your skills and practice your poker face in the privacy of your own home with your Super Nintendo and the SUPER CAESARS PALACE cartridge. Filled with the most popular games, SUPER CAESARS PALACE has everything the discriminating casino gamer requires: Blackjack, Roulette, Craps, Keno, Slots, Video Poker, Red Dog, and Video Horse Races.

Getting Started

1. Insert your SUPER CAESARS PALACE Game Pak into your Super Nintendo Entertainment System and turn the power on.
2. When the title screen appears, press the START button or the left mouse button. You will enter the casino from the front entrance.
3. Once you begin the game, you will receive financing for your casino gaming spree by accessing one of the many ATM machines found throughout the casino. Instructions for creating an account are located in the *Using the ATM Machines* section which appears later in this manual.
4. To end your game at any time, you may walk out the front door by moving to the doors. Alternatively, simply turn off the power switch on your Super Nintendo Entertainment System and remove your Game Pak.



The Controls



In SUPER CAESARS PALACE you will use the control pad or the mouse to move around the casino. You may move left, right, up, down, or any direction diagonally. When using the mouse, the mouse controls the direction the arrow around the player points to. To move your character, press the right mouse button when the arrow around the character is pointing in the direction you wish to go. To select a game, press the left mouse button when you are near a table or machine.

While you are playing a game, the control pad moves your hand icon around the screen. Use the buttons to place bets, pull down the arm of a slot machine, or throw the dice. The SELECT button exits the game you are currently playing and will return you to the casino floor. Drag the mouse to the top of the playing area to exit to the casino floor.

The **START** button displays relevant help when you are sitting at a table or video game.

mouse button (Hitting and Standing will be explained later in the manual.)

ROULETTE:

Press the A button to toggle the display of your chip rack on and off. The B button will pick up a chip from the chip rack when pressed, and will drop it once the chip rack is not displayed. Press the Y button to start the Roulette wheel spinning.

MOUSE: While using the mouse, drag the cursor to the bottom of the table to display your chip rack. Press the left mouse button to pick up a chip and drop it on the table. Pressing both mouse buttons will take back your bet. Press the right mouse button to start the Roulette wheel spinning. Press the X button to remove a bet.

CRAPS:

Press the A button to toggle your chip rack on and off. Press the B button to pick up chips or place them on the betting table. Pressing Y will roll the dice.

MOUSE: Drag the mouse button to the bottom of the screen to display your chip rack. To pick up chips, press the left mouse button. Click again when you want to drop them on the table. If you accidentally place a bet and you want to take it back, press both mouse buttons together. Pressing the right mouse button will roll the dice.

RED DOG:

Use the B button or the left mouse button to pick up chips and drop them in the betting

circle. Press the Y button or the right mouse button to deal the cards.

KENO:

Press the B button or the left mouse button to choose the amount of money you wish to bet, and the numbers you wish to select. If you wish to cancel a number, select a highlighted number to deselect it.

VIDEO HORSE RACING:

Press the B button or the left mouse button to select the various keys on the horse racing video terminal.

Using the ATM machines

To use an ATM machine, move your character directly in front of the ATM machine with the control pad. Press the B button or the left mouse button to display the ATM screen. Press the B button or left mouse button again to press the hand icon on any of the buttons shown.



SETTING UP AN ACCOUNT:

To set up an account for yourself, which will also give you some spending cash, select the NEW ACCOUNT option by moving the hand icon to the red button next to the option and pressing the B or left mouse button.

You will be asked to enter your name by using the keyboard on the screen. To select a letter, move the hand icon to the letter you wish to choose, and press the B button or the left mouse button to select it. If you make a mistake, move the hand icon to the backspace key (the one with the arrow facing to the left) and press the B/left mouse button. When your name has been entered correctly, move the hand icon to the OK button and press the B or left mouse button.

You will be given a password to enable you to save your information and access it later. This also prevents other people from spending your money! Write down your password and guard it carefully. NOTE: There are no vowels in the passwords.

After you have entered your name and received your password, you are ready to start casino gaming to your heart's content! To save your progress at any time, go to any of the ATM machines located throughout CAESARS PALACE and select the PASSWORD/EXIT option to receive a new password that saves your new information.

ACCESSING A SAVED ACCOUNT:

To access a previously saved account, enter your password on the first ATM machine screen, using the control pad and the B or left mouse button to select the letters and numbers contained in your password.

CHECKING YOUR BALANCE:

You may also check your balance by using the ATM machines. Once you have entered your password or received a new account, you may

select the balance option from the first ATM machine screen.

PLAYING A SCRATCHER:

Another option from the ATM machines, is to play a scratcher. The cost for each game is \$100, which is automatically deducted from your account. The following scratchers are available at the ATMs:

60 YARD FIGHT:

The object of this game is to scratch off one space from each yard line, starting at the 10 yard line and working your way up to the 60 yard line. Under each scratch area is a money amount or a bomb. To scratch an area, move the hand icon to the square you wish to scratch and press the B button or the left mouse button. When you scratch off a bomb, the card is void. As you move from the 10 yard line to the 60 yard line, the amounts increase, but the number of bombs do as well. At any time before a bomb appears, you may collect your current winnings. The winnings amount is the amount shown on the last line you scratched off. The amounts do not accumulate from line to line. When you have either lost or decided to collect your winnings, you will be given an option to press the Y or right mouse button to scratch off the entire ticket. Press the SELECT button to exit back to the ATM machine screen, or drag the mouse to the top of the screen. When you exit, you will collect your winnings.

MATCH TWO:

A grid of twenty five scratch areas is on this card. You can keep scratching until two of them match, in which case you win the amount shown, or until a bomb appears, thereby voiding the card.

TRIPLE JACKS:

There are fifteen squares you may scratch off on this card. The dealer's hand is shown in the upper left corner of the card. The object is to beat his hand first, then get a winning combination of card values. If you beat the dealer's hand, you win \$150. If you get a pair, you'll win \$200. Three of a kind nets \$300, while a three card straight gets \$400. Should you be lucky enough to scratch off three jacks, you'll win \$5,000! If you uncover a bomb, the card is void.

To scratch off a square, move the hand icon to the square of your choice and press the B button. Once the game has been either lost or won, you may see the entire card by pressing the Y or right mouse button. Press the SELECT button to return to the ATM machine screen. To cash in your ticket, press SELECT or move the mouse cursor to the top of the screen.

Chip Tray

When you play any card game in CAESARS PALACE, you will use a chip tray shown to make your bets and to make your own change. While playing Roulette, Slot Machines, Video Poker, Blackjack, or Red Dog, you can access your chip tray and make change by pressing the A button or dragging the mouse to the bottom of the screen to bring your chip tray on the screen. To remove the chip tray when you are finished making change or selecting the denomination you wish to bet with, press the A button again.

The chip tray holds 24 of each denomination. If you have more than 24 of any denomination, they will not be visible, but your excess coinage will appear when you drop below 24 chips.

To make change, move the hand icon over a stack of chips and press the B or left mouse button to pick one up. Move the hand icon to another stack of chips (of a different denomination) and press the B or left mouse button again. If you take a chip from the \$100 column, and move it to the \$25 column, you will have one less \$100 chip, and four more \$25 chips. You may also move one of your \$5 chips to the \$25 column. This will remove five of your \$5 chips and add one \$25 chip.

Slots

When you first sit down at one of the many Slot Machines throughout CAESARS PALACE, you'll be shown the payoffs for that type of machine. Each Slot Machine has a different denomination and can be accessed on both sides (the front and the back). While there are different denominations for each machine, the payoff numbers are the same.

To insert a coin, move the hand icon to the coin insertion area on the screen. Your hand icon will change from a pointing hand to a hand holding a coin of the correct denomination for that machine. Press the B or left mouse button to insert the coin. You may insert up to three coins on either type of the Slot Machine. To pull the arm down, move the hand icon to the arm on the right side of the screen and press the B button.

There are three types of Slot Machines: the Jackpot Jungle machine, the Champions machine, and the Home Run machine:

JACKPOT JUNGLE:

The Jackpot Jungle machines consist of three wheels with bars, cherries, sevens, and Jackpot Jungle markers which match with whatever else comes out. There are three pay lines. Each coin you insert will light up another pay line. Payoffs are paid on each pay line separately. The payoffs are as follows:

3 Jackpot Jungles on the 1st pay line	1000 coins
3 Jackpot Jungles on the 2nd pay line	2000 coins
3 Jackpot Jungles on the 3rd pay line	5000 coins
3 Sevens	200 coins
3 triple bars	80 coins
3 double bars	40 coins
3 single bars	10 coins
3 cherries	10 coins
3 any bars	5 coins
Any 2 cherries	5 coins
Any 1 Cherry	2 coins

CHAMPIONS:

This game consists of three wheels with Champion belts, Bells, red and blue Sevens, and Referees, and Knockout Gloves. There is one pay line on the machine, although the payoffs are better as long as you play three coins, depending on which "round" is being played. The payoffs are:

1-2 Coins Played	1st Coin	2nd Coin
3 Bells	50 coins	100 Coins
3 Referee Bars	25 Coins	50 Coins
Any Champ Belt	4 Coins	8 Coins

Any Champ Belt advances the game one round.

1, 2, or 3 Coins Played	Any three symbols	10 Coins

3rd COIN ONLY	1-4 Rounds	5-8 Rounds	9-11 Rounds	12 Rounds
3 Knockout Symbols	1000 Coins	2000 Coins	3000 Coins	5000 Coins
3 Red Sevens	200 Coins	400 Coins	600 Coins	1000 Coins
3 Blue Sevens	100 Coins	200 Coins	300 Coins	500 Coins

The "round" is displayed next to the coin slot.

HOME RUN:

The Home Run machines consist of three wheels with sevens, bars, and special items. The special items are: Clown, Double Jackpot, Triple Jackpot, and Home Run markers. There is one pay line on the Home Run machine, but the payoffs are greater depending on how many coins you insert, to a maximum of three. The payoffs are:

	1st Coin	2nd Coin	3rd Coin	
? =	Clown	Double Jackpot	Triple Jackpot	Home Run!
2 7's and ?	300 coins	600 coins	1000 coins	5000 coins
2 triple bars and ?	50 coins	100 coins	150 coins	200 coins
2 double bars and ?	20 coins	40 coins	60 coins	80 coins
2 single bars and ?	10 coins	20 coins	30 coins	40 coins
2 any bars and ?	5 coins	10 coins	15 coins	20 coins
Nothing and ?	2 coins	4 coins	6 coins	8 coins

To see the payoff amounts in between pulling the handle, move the hand icon up using the control pad. Press the SELECT button or drag the cursor with the mouse to the upper left corner of the screen to leave the machine and return to the casino floor. If you win big, you'll see your winnings drop into the collection chute. If you do not wish to see your winnings drop, press the B or left mouse button to continue playing.

Blackjack

One of the most popular casino games world wide, Blackjack originated in France. The object of the game is to have the total value of your hand be nearer to 21 than the dealer's hand, without going over 21. Your bet is placed before the deal and must meet or exceed the table minimum. Throughout CAESARS PALACE, there are various Blackjack tables with varying minimum and maximum bet amounts. After you have placed your bet, two cards are dealt to you. Cards are added, if desired, until you decide to stop or until you go over 21, in which case your hand would be called a "bust." If you have an ace and any card that equals 10 points (Ten, Jack, Queen, or King), on your initial hand, it is considered "Blackjack" and the payoff is one and a half times the original bet. All other wins are paid one to one.

When you sit down at a Blackjack table, you will be given the minimum and maximum amounts allowed for any one hand. If you do not bet at least the minimum amount, the dealer will not deal the cards and a message will appear informing you of the amount of the table minimum. Conversely, if you attempt to bet more than the maximum amount allowed, you will not be permitted to do so.

TO BET:

To bet, move the hand icon to the stack of chips you wish to choose from. Press the B or left mouse button to pick up a chip. Move the hand icon to the betting circle on the table and press B or left mouse button to drop the chip. You may continue pressing B or left mouse button to drop more chips without having to pick up them individually from the chip rack. Press the X button or both mouse buttons to "take back" a bet you've placed. The cards will be dealt when you have stopped placing your bet, or when you have pressed the Y or right mouse button. The dealer will deal you two cards face up, and two cards to himself, one face up and one face down. To receive another card, referred to as "hitting," press the R button, or move the mouse cursor to the word "hit" and press the left mouse button. If you are happy with your hand and do not wish to be dealt another card (referred to as "standing"), press the L button or move the cursor to the "Stand" button and press the left mouse button.

TO SPLIT:

If you have a pair in your hand, you may split them by betting an equal amount (of the original bet) approximately one inch away from your first bet. The single cards are now treated like separate hands, and you must make the decision to hit or stand on each hand until you are satisfied or have busted. Any two 10 value cards may also be split. You may split up to three times during a single round: once if you are dealt a pair or two face cards and once on each of the two hands you now control. That is providing that you are dealt pairs again.

Video Poker



The first thing you'll notice when you sit down to play video poker is that the payoffs can be pretty high — as long as you risk five coins. To play, press A to see your rack of coins or drag your mouse cursor to the bottom of the screen. Press B or the left mouse button to pick one of the coins up. Move the hand icon with the control pad or mouse to the coin insertion area and press B/left mouse to drop it in. Continue to press B or left mouse button to insert more coins, up to a maximum of five coins. If you do not insert five coins, move the hand icon to the bottom right red button on the screen labeled "DEAL" and press the B/left mouse button. Otherwise, the cards will automatically be dealt.

Under each card is a red button. To hold a card, move the hand icon to the red button below it and press the B or the left mouse button. If you hold a card by mistake, Press the B or left mouse button again to remove the hold action. When you have finished marking the cards you wish to hold, press the B or the left mouse button while the hand icon is over the button on the bottom right of the screen. New cards will be dealt for each card you did not mark to hold.

TO DOUBLE YOUR BET:

Regardless of the total value of your hand, you may opt to double your bet. To double a bet, place a new bet right next to your original bet. There is only one catch: when you double, only one card will be dealt to you and you must stand with the hand as it is. You may double only after your first two cards have been dealt.

BUYING INSURANCE:

You will be offered insurance when the dealer has an ace showing which signifies that he might have Blackjack. To place an insurance bet, place a bet equal to one-half of your original bet on the insurance line. If the dealer does have Blackjack, his cards will be turned over and your original bet will be lost. However, you will receive a payoff of two to one on your insurance bet. If the dealer does not have Blackjack, your insurance bet is lost and the hand continues to be played.

To exit back to the casino floor, press the SELECT button or drag the mouse cursor to the top of the table.



To win in Video Poker, you must have one of the following hands, ranked in order of lowest to highest:

A pair of Jacks, Queens, Kings or Aces

Two pairs of anything

Three of a kind

Straight (any five cards in sequence of varying suits)

Flush (any five cards of the same suit)

Full House (three of a kind and a pair)

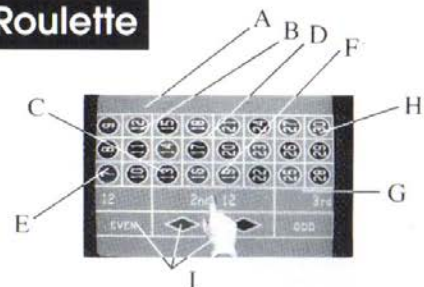
Four of a Kind

Straight Flush (Five cards in sequence in the same suit)

Royal Flush (Ace, King, Queen, Jack, and Ten of the same suit)

When you win big, you'll see the coins drop into the chute at the bottom of the machine. If you don't want to watch your riches accumulate press the B or the left mouse button to continue playing! To exit back to the casino, press the SELECT button, or drag the mouse cursor to the left corner of the screen.

Roulette

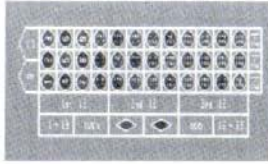


You will never see a casino without a Roulette table and SUPER CAESARS PALACE is no exception. One of the best features of Roulette is the variety of betting options available to the player.

The game involves 38 positions on a wheel, consisting of numbers 1 through 36, including one 0 and double 00. Half of the numbers are red and the other half are black. The 0 and 00 are green. There are nine different types of bets with various payoffs, shown below:

	Type of Bet	Nickname for bet	Payoff
A	A single number	"Straight up"	35 to 1
B	Two numbers	"Split bet"	17 to 1
C	Three numbers	"Street bet"	11 to 1
D	Four numbers	"Corner bet"	8 to 1
E	Five numbers	None	6 to 1
F	Six numbers	"Line bet"	5 to 1
G	Column of twelve numbers	"Column bet"	2 to 1
H	Twelve numbers	"Dozer bet"	2 to 1
I	Red, Black, 1-18, 19-36, Odd or Even squares on the bottom of the table.		1 to 1

Each bet is placed in various places on the board, shown below in the diagram:



To place your bet, press the A button to see your chip tray, or drag your cursor to the bottom of the Roulette table with the mouse. Press the B or left mouse button on the type of chip you wish to bet. Press the A button to remove your chip tray from the screen and move the hand icon to the area on the table you wish to wager on. Press the B button or left mouse button to drop the chip. Press the X button or both mouse buttons to remove a bet. You may place up to fifty separate bets on the table. The wheel will start spinning when you press the Y or right mouse button, or when you have stopped placing bets on the table.

Use the control pad or mouse to move the hand icon around the table to the left and the right to see parts of the Roulette table which are not visible at the main game screen.

Once the wheel has stopped spinning and a winning number has been found, press the B or left mouse button to have the losing bets removed and the winning (if there are any) bets paid off. All winnings are placed back in your chip rack automatically.

For each Roulette table, there are minimum and maximum bets. Basically, your total bet amount (the sum of all bets placed) must equal or exceed the table minimum. The table maximum can be placed on each betting space.

Press the SELECT button or drag the mouse cursor to the top of the Roulette table to exit back to the casino floor.

Craps

The object of Craps is to guess the roll of the dice before it is thrown. The game is played with two six-sided dice; thus, the result from the throw of the two dice can be any number between 2 and 12.

TO BET:

You will place your bet before the dice are thrown. Press the A button to bring up your chip tray, or drag the mouse cursor to the bottom of the Craps area. Press the B or left mouse button to pick up a chip. Press the A button again to move your chip tray off the screen, and move the hand icon to the area on the table where you wish to place your bet. Press the B/left mouse button to drop your chip on the table. You may add to a bet by continuing to press the B button on the same area of the table. Press the X button or both mouse buttons to take back a bet. When you are ready for the dice to be thrown, press the Y or right mouse button. Alternatively, when you have stopped placing bets, the dice will be thrown automatically.

Below is a breakdown of the dice throw rankings:

Throwing a 2, 3, or 12 from the dice throw is called Craps and is a loser.

Throwing a 7 or 11 is called a natural and is a winner.

Throwing a 4, 5, 6, 8, 9, & 10 are point numbers. To win, the point number must be thrown again before a 7 is thrown.

The first roll of the dice is called a "come-out" roll. A result of 7 or 11 is an instant winner, results of 2, 3, or 12 is an instant loser. If the result is any other number, the game continues without a winner or a loser so far. In such a case, the dice continues to be thrown until the same point-number is rolled (which is a win) or until a 7 is rolled (which is a loser). Any result besides a 7 or the point number has no bearing on the outcome. The dice, however, continue to be rolled until a 7 appears.

Below is a list of the possible bets that may be placed on the come-out roll:

A. The "Point Numbers" (4, 5, 6, 8, 9 & 10) are located on the upper portion of both sides of the Craps table. Regardless of the point number that is rolled on the come-out roll, you will win if the number you bet on is rolled before the point number or a 7 appears. If the come-out roll point number or 7 appears, you lose. An alternative bet

you may place is against the point numbers being rolled before a 7. Place this bet on the lowest box above the point you wish to bet against. If a 7 is rolled before the point number, you win.

B. The "Field" is located roughly in the center of both sides of the table. This is betting on a roll of 2, 3, 4, 9, 10, 11 or 12.

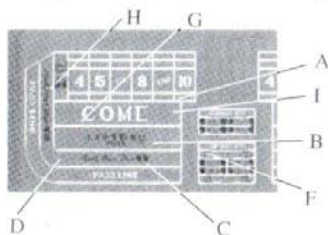
C. The "Pass" line is located toward the bottom of each side of the table. A pass line bet on the come-out roll wins automatically on a dice roll of a 7 or an 11. A roll of 2, 3, or 12 is Craps, and the pass line bet is lost. Any other result of the roll (4,5,6,8,9, or 10) will be the Pass Line point, which must then be repeated before a 7 is thrown. The dice continue to be thrown until Craps has been thrown, or the point number has been made.

D. The "Don't Pass" line is located just above the pass line on both sides of the table. This bet means you don't believe the point will be made, and constitutes a bet against the shooter. On the come-out roll on Don't Pass, 7 or 11 loses, 2 or 3 wins and 12 is a tie and you neither win nor lose. Any other number would be a point. For the Don't Pass to win, a 7 must be rolled before the point number is made.

E. Any "Hardways" bet is placed in the center of the table. A Hardways bet is betting on the result of the roll of the dice being a pair of twos, threes, fours, or fives. The roll of the dice must be a pair of numbers. Any bets placed on a Hardways pair will be left there until the point number is made or until a seven is rolled, in which case it is lost. If the pair is rolled before either happens, you win!

F. Any "One Roll Bets," also called "proposition bets," are located below the Hardways bets. This kind of bet consists of a pair of ones, pair of sixes, a roll of three, or a roll of ten by rolling a six and a four. This bet may be placed at any time and is won or lost on the next roll of the dice.

For placement, use the diagram below.



A white marker will appear on your screen when the come-out roll has resulted in a point number and the thrower is trying to repeat or match it. The white marker is placed over the point number.

After the Come-out roll, the remaining areas you may bet on are:

G. The Come box is located in the center of both sides of the table. You bet on the Come area after a pass line point has been established. This bet is placed against the result of the next roll of the dice. Same rules apply as a Pass Line bet.

H. The Don't Come box is located at the right and left top sides of the table. A Don't Come bet is the opposite of a Come Bet. If Come wins, Don't Come loses. A bet is placed here after the point is established. However, the number you are betting on is the result of the next roll. To win, a 7 must be rolled before that number is repeated

I. An "Odds-bet" is made after the point number has been established. Odds-bets are placed directly below the point numbers bet area. The advantage of an odds-bet is that you will receive a payoff that is directly taken from the actual odds of rolling a specific number. For example, the odds of repeating a 6 or 8 before rolling a seven is 6 to 5, and that is the payoff for an odds-bet on those two numbers. The game calculates the odds of a specific roll to the nearest ten-thousandths of a point. The payoff is based on the nearest rounded dollar. The remaining point numbers are as follows: 5 or 9 are paid 3 to 2, 4 and 10 are paid 2 to 1. The

odds-bets an additional bet that the point number will be reached before a 7 is rolled. The odds-bet is one of the only bets the casino has no advantage in. Odds-bets are equal to your original bet.

All bets lost will be removed by the dealer after the dice have been thrown. Any winnings are directly returned to your chip tray automatically. Press the SELECT button to return to the casino floor or move the mouse cursor to the upper left corner of the screen.

Red Dog



Also called "in-between," Red Dog is a simple game to learn. Two cards are dealt, face up, on the left and right side of the table. You place your bet before the game begins, and have an option of doubling your bet once the two cards have been dealt.

After you have doubled your bet, or opted not to, a third card is dealt. If this third card falls "between" the other two card values, you win. Otherwise, the dealer wins. Depending on the number of cards that are between the first two cards decides the payoff. If there is only one card between the first two (for example, if the first two cards were a 6 and a 4, only a 5 would be in between), the payoff is 4 to 1. Two cards in between payoff 3 to 1, 3 cards pay 2 to 1, and four or more cards in between pay 1 to 1. A special payoff is made if the three cards dealt are three of a kind, which pays you 11 to 1! If the first two cards dealt are consecutive the hand is a push with no winner and no loser.

TO BET:

To place your bet, pick up a chip from your chip rack using the B or left mouse button, move the hand icon to the betting circle, and press the B or left mouse button to drop it. To remove a bet, press the X button or both mouse buttons. Your bet must be the equal to or greater than the table minimum without exceeding the table maximum.

TO DOUBLE:

After the first two cards are dealt, the dealer will pause, allowing you enough time to double your bet, should you wish to. You may double your bet by placing another bet next to your original bet.

You can speed up the dealer in turning over the third card by pressing the Y or right mouse button. Press SELECT or drag the cursor to the top of the table to exit back to the casino floor.



To view a Keno card, use the control pad to move to the Keno table. Press the B button or left mouse button to view the card. Move the hand to the amount you wish to bet shown at the top of the card. Press the B or left mouse button to select it. If you make a mistake, simply move the hand to a different amount and press the B button or left mouse button.

Next, move the hand down to the numbers on the card and press the B button or the left mouse button. On any number you wish to select. A red "X" will be shown on each number you choose. You may choose up to 10 numbers. If you make an error, move the hand to the marked number you wish to unmark, and press the B or left mouse button.

When you have finished selecting numbers, move the hand to the DONE button on the screen, and press the B or left mouse button. Move down to the EXIT button on the screen and press the B or left mouse button again.

KENO BOARD

1 Number Marked						
Matched	\$1 Bet	\$2 Bet	\$5 Bet	\$10 Bet	\$20 Bet	
1	\$3	\$6	\$15	\$30	\$60	

2 Number Marked						
Matched	\$1 Bet	\$2 Bet	\$5 Bet	\$10 Bet	\$20 Bet	
2	\$12	\$24	\$60	\$120	\$240	

3 Numbers Marked						
Matched	\$1 Bet	\$2 Bet	\$5 Bet	\$10 Bet	\$20 Bet	
2	\$1	\$2	\$5	\$10	\$20	
3	\$42	\$84	\$210	\$420	\$840	

4 Numbers Marked						
Matched	\$1 Bet	\$2 Bet	\$5 Bet	\$10 Bet	\$20 Bet	
2	\$1	\$2	\$5	\$10	\$20	
3	\$3	\$6	\$15	\$30	\$60	
4	\$115	\$230	\$575	\$1150	\$2300	

5 Numbers Marked						
Matched	\$1 Bet	\$2 Bet	\$5 Bet	\$10 Bet	\$20 Bet	
3	\$1	\$2	\$5	\$10	\$20	
4	\$23	\$46	\$115	\$230	\$460	
5	\$500	\$1000	\$2500	\$5000	\$10000	

6 Numbers Marked						
Matched	\$1 Bet	\$2 Bet	\$5 Bet	\$10 Bet	\$20 Bet	
3	\$1	\$2	\$5	\$10	\$20	
4	\$3	\$6	\$15	\$30	\$60	
5	\$88	\$176	\$440	\$880	\$1760	
6	\$1500	\$3000	\$7500	\$15000	\$30000	

7 Numbers Marked						
Matched	\$1 Bet	\$2 Bet	\$5 Bet	\$10 Bet	\$20 Bet	
4	\$1	\$2	\$5	\$10	\$20	
5	\$20	\$40	\$100	\$200	\$400	
6	\$400	\$800	\$2000	\$4000	\$8000	
7	\$6000	\$12000	\$30000	\$60000	\$120000	

8 Numbers Marked						
Matched	\$1 Bet	\$2 Bet	\$5 Bet	\$10 Bet	\$20 Bet	
5	\$8	\$16	\$40	\$80	\$160	
6	\$90	\$180	\$450	\$900	\$1800	
7	\$1600	\$3200	\$8000	\$16000	\$32000	
8	\$20000	\$40000	\$100000	\$200000	\$400000	

9 Numbers Marked						
Matched	\$1 Bet	\$2 Bet	\$5 Bet	\$10 Bet	\$20 Bet	
5	\$3	\$6	\$15	\$30	\$60	
6	\$44	\$88	\$220	\$440	\$880	
7	\$300	\$600	\$1500	\$3000	\$6000	
8	\$4000	\$8000	\$20000	\$40000	\$80000	
9	\$25000	\$50000	\$125000	\$250000	\$500000	

10 Numbers Marked						
Matched	\$1 Bet	\$2 Bet	\$5 Bet	\$10 Bet	\$20 Bet	
5	\$1	\$2	\$5	\$10	\$20	
6	\$22	\$44	\$110	\$220	\$440	
7	\$132	\$264	\$660	\$1320	\$2640	
8	\$960	\$1920	\$4800	\$9600	\$19200	
9	\$3800	\$7600	\$19000	\$38000	\$76000	
10	\$40000	\$80000	\$200000	\$400000	\$800000	

Wherever you are in the casino, you will be shown the results once the numbers have been selected, and you will be notified of any winnings you have amassed.

Video Horse Racing



To log on to the horse racing terminals, move to the front of the video screens and press the B or left mouse button. You will see a video screen with three options: PLACE BET, VIEW STATS, and VIEW RACES. Move the hand to the red button next to the option you wish, and press the B or left mouse button.

PLACING BETS:

There are three types of bets you may place: **Single, Quiniella, & Trifecta.**

A **SINGLE BET** is placed on one horse to either WIN, PLACE, or SHOW. If you select WIN, your horse must win the race in first place. To place, your horse must come in first or second place, and to SHOW, he must come in first, second or third. Once this bet is selected, press the B or left mouse button on the red buttons on the screen next to the words WIN, PLACE, and SHOW. Then move the hand to the numeric keyboard on the bottom of the screen and

press the B or left mouse button on the amount of money you wish to bet on that particular horse. Once your bet has been placed, move the hand icon to the OK button on the keyboard and press the B or left mouse button.

A **QUINIELLA BET** is placed on two horses. When you select this bet, you must choose two horses. You win if the two horses you bet on come in first and second place, regardless of the order you chose them. Once you have selected your two horses, you will be asked for an amount of your bet. Use the hand to choose the numbers on the numeric keyboard at the bottom of the screen, moving the hand to the OK button once you have finished.

A **TRIFECTA BET** is placed on three horses, hoping that they will finish the race first, second and third in the order they were selected. You will choose three horses before the amount of the bet is requested. Use the hand and the numeric keyboard at the bottom of the screen to highlight your choice, pressing the B or left mouse button on the numbers you wish to select to form your bet. Once you have finished placing your bet, move the hand to the OK button on the keyboard and press the B button.

Wherever you are in CAESARS PALACE, the results of the race will be shown to you, along with any winnings you have accumulated as a result of the race. Both the Quiniella and Trifecta bets have different "pools" of money that is divided once the race has been completed among the winners for that race. When a "TRIFECTA" ticket is purchase, for example, the price of the

bet goes into the overall "win" pool for that race. After the race is completed, the pool is divided among all the winning ticket holders, minus a 15% portion of the pool which goes to CAESARS PALACE and the state. Consider a pool of \$100,000 where 10,000 tickets chose the correct horse to win. \$85,000 would be split 10,000 ways for a payoff of \$8.50. The odds shown for each horse are the correct payoff amount, bearing in mind the 15% portion that has been removed. The single bet pays off against the odds for the horse.

Note: You may bet up to \$5,000 on any one bet.

VIEW STATS:

To see the statistics on the various race horses, choose this option, pressing the B or left mouse button while the hand is over the button on screen next to the VIEW STATS option. Choose the horse you wish to see the statistics on by moving the hand to the button on the screen next to it and press the B or left mouse button. You will be shown the number of races the horse has been in, the number of races won, the number of races placed in, and the number of races shown in. Once you have finished, select OK to return to the main horse racing video screen.

VIEW RACES:

This option gives results on past races, showing the first, second and third place winners. Once selected, press the B or left mouse button on the button on the screen next to the option you wish to see. A prompt will ask you for the race number. Use the numeric keyboard at the bottom of the screen and the B or left mouse button to type in the race number that you would like to see results for. Move the hand to the OK button on the screen and press the B or left mouse button to see the results. Press the B or left mouse button on the screen button next to the LAST RACE option to see the previous race results, and press the B button on the screen button next to the NEXT RACE option to see the next race results.

Hints & Tips

Save your status often! Before you bet it all and risk losing your shirt, be sure to stop off and get a new password as a little insurance.

You might want to try building a good reserve of chips before betting at the tables with expensive minimum bets.

If you are experiencing "bad luck" at a table or a machine, try a different one. You never know when a change in scenery might be the key to bringing you good luck and more riches!

Bet conservatively! Stretch your bankroll out and you can enjoy casino gaming for a longer period of time. If you want to risk it all, be sure you've gotten a password for your balance first!

When betting on the horses, don't go for the long shot! You might win big, but the odds are against you. Unless you want to risk it all, bet on the horses with the lower odds.

To get into the special gaming rooms, pick a table and play consecutively until you are recognized as a high rolling gamer.

Credits for SUPER CAESARS PALACE

Designed by	James Coliz, Jr. Darren Bartlett
Programmed by	James Coliz, Jr.
Graphics by	Darren Bartlett
Executive Producer	Neil Young
Producer	Erik Yeo
Manual written by	Cathie A. Bartz-Todd
Manual Produced & Edited by	Lisa Marcinko
Quality Assurance Manager	Michael D. Gater
Quality Assurance	Justin Norr Noah Tool Bijan Shaheer Mike Glosecki Adam Ryan Chris McFarland Ken Love Paul Sheener

Special Thanks to Deborah Christopher and Cindy Gomez of Caesars World Merchandising, Inc.

PLEASE READ THIS PRODUCT LICENSE (THIS "LICENSE") CAREFULLY BEFORE USING THE SOFTWARE. BY USING THE SOFTWARE ACCOMPANYING THIS LICENSE, YOU ARE AGREEING TO BE BOUND BY THE TERMS AND CONDITIONS OF THIS LICENSE. IF YOU DO NOT AGREE TO THESE TERMS AND CONDITIONS, PROMPTLY RETURN THE UNUSED SOFTWARE AND RELATED MATERIALS TO THE PLACE WHERE YOU OBTAINED THEM AND YOUR MONEY WILL BE REFUNDED.

1. GRANT OF LICENSE. This License between you (either an individual or an entity), the end user, and Majesco Sales, Inc. ("Majesco"), grants you the non-transferable right to use one copy of the included version of the software/cartridge product, and any accompanying documentation, identified above (the "Product") on any single computer or game platform. Majesco may terminate this agreement immediately if you fail to comply with any of the terms contained herein.

2. COPYRIGHT. The Product is owned by licensors of Majesco or its suppliers and is protected by the United States copyright laws and international treaty provisions. Such licensors retain all rights not expressly granted herein. Therefore, you must treat the Product like any other copyrighted material (e.g., a book or musical recording) except that you may either (a) make one copy of the Product (if the Product is software) solely for backup or archival purposes, or (b) transfer the Product to a single hard disk provided you keep the original solely for backup or archival purposes. You may not copy the written materials accompanying the Product. Further, you may not place the Product on a computer system that would allow multiple users to access it.

3. OTHER RESTRICTIONS. This License is your proof of license to exercise the rights granted herein and must be retained by you. You may not loan, sell, rent, lease, give, sublicense or otherwise transfer the Product (or any copy) to any third party. Notwithstanding the foregoing, in one case you may transfer your rights under this License on a permanent basis provided you transfer this License, the Product, and all accompanying written materials, while retaining no copies, and the recipient agrees to the terms of this License. You may not modify, adapt, translate, create derivative works, decompile, disassemble, or otherwise reverse engineer or attempt to reverse engineer or derive source code from, all or any portion of the Product or anything incorporated therein or permit or encourage any third party to do so. If the Product is an update, any transfer must include the update and all prior revisions.

4. LIMITATION OF DAMAGES. In no event shall Majesco's licensors or suppliers be liable for any damages whatsoever (including, without limitation, consequential, special, indirect, direct, incidental, loss of business profits, business interruption, loss of business information, or other pecuniary loss) arising out of the use or inability to use the Product, even if they have been advised of the possibility of such damages. Because some states and/or jurisdictions do not allow the exclusion or limitation of liability for consequential or incidental damages, the above limitation may not apply to you.

5. U.S. GOVERNMENT RESTRICTED RIGHTS. The Product and all accompanying written materials are provided with RESTRICTED RIGHTS. Use, duplication, or disclosure by the Government is subject to restrictions as set forth in Restricted Rights in Technical Data and Computer Software Clause at FAR 52.227-7013(c)(1)(ii) or FAR 52.227-19. Distributor is Majesco Sales, Inc., 244 Fernwood Avenue, Edison, New Jersey, 088⁰.