

SNS-R8-USA

SUPER
OFF ROAD
The BAJA



INSTRUCTION BOOKLET

TRADEWEST
SPORTS

SUPER NINTENDO
ENTERTAINMENT SYSTEM



TRADEWEST

Tradewest, Inc.
2400 South Highway 75
Corsicana, Texas 75110
(903) 874-2683

Super OFF-ROAD, The BAJA™ © 1993 Leland Interactive Media
Licensed to Tradewest, Inc. by Leland Interactive Media

PRINTED IN JAPAN

**WARNING: PLEASE READ THE ENCLOSED
CONSUMER INFORMATION AND PRECAUTIONS
BOOKLET CAREFULLY BEFORE USING YOUR
NINTENDO® HARDWARE SYSTEM OR GAME PAK.**

Thank you for purchasing **Super OFF ROAD, The
BAJA™** from Tradewest for your Super Nintendo
Entertainment System. For maximum enjoyment,
please read this Instruction Manual thoroughly
before playing.

LICENSED BY

Nintendo

NINTENDO SUPER NINTENDO
ENTERTAINMENT SYSTEM
AND THE OFFICIAL SEALS ARE
REGISTERED TRADEMARKS OF
NINTENDO OF AMERICA INC.
©1991 NINTENDO OF AMERICA INC.



THIS OFFICIAL SEAL IS YOUR
ASSURANCE THAT NINTENDO HAS
APPROVED THE QUALITY OF THIS
PRODUCT. ALWAYS LOOK FOR THIS
SEAL WHEN BUYING GAMES AND
ACCESSORIES TO ENSURE
COMPLETE COMPATIBILITY WITH
YOUR SUPER NINTENDO
ENTERTAINMENT SYSTEM.
ALL NINTENDO PRODUCTS ARE
LICENSED BY SALE FOR USE ONLY
WITH OTHER AUTHORIZED PRODUCTS
BEARING THE OFFICIAL NINTENDO
SEAL OF QUALITY.



TABLE OF CONTENTS

Acknowledgments	3
Using the System	4
History of The Baja 1000	5
Ivan Stewart Biography	7
Ivan Stewart Career Highlights	8
Game Select/Main Menu	9
Password Screen	10
Game Set-Up	11
Pre-Run	12
Leg Selection	13
Map of Baja	14
Vehicle Controls	15
The Race Vehicle	17
Pit Stop Screen	19
Start The Race/Penalties	21
Scoring & Statistics	22
Tow Truck Screen/Best Times	23
Trophy Screen	24
Record Your Passwords	25
Limited Warranty	26



ACKNOWLEDGMENTS

Tradewest gratefully acknowledges the enthusiastic cooperation of the following individuals and corporations for their generous contribution of time and resources in the development of

Super OFF ROAD, The BAJA™:

Mr. Ivan Stewart

Toyota Motor Corporation

Cal Wells, Julie Bentley and the entire staff of

Precision Preparation Inc.

Mr. Sal Fish and the entire staff of SCORE International

Information excerpted from SCORE International Monthly Magazine is reprinted herein without other reference.

Producer: Michael Abbot / **Art Director:** Kevin Lydy /
Packaging & Print Director: Debbie Austin / **Game Designers:**
John Morgan, Kevin Lydy, Michael Platteter, Steve High /
Game Programmer: John Morgan / **Game Artists:** Francisco
Gracia, David Ellingson, Michael Platteter, Steve High / **Music
& Sound Effects:** Chip Burwell / **Package Concept &
Illustration:** Steve High, Debbie Austin / **Manual Design:**
Steve High, Shawn Murphy, Debbie Austin / **Poster
Design & Illustration:** Steve High, Shawn Murphy,
Debbie Austin / **Quality Control:** Donna Jorgensen,
Ken Welk, Brian Johnson, Josh Greeson.



USING THE SYSTEM

1. Turn OFF the power on your Super NES.

WARNING: Never try to insert or remove a Game Pak when the power is ON.

2. Make sure a controller is plugged into the #1 port on the Super NES.

3. Insert the Game Pak into the slot on the Super NES and press firmly to lock the Game Pak in place.

4. Turn ON the power switch. The Trademark/Developer logos will be displayed and then the game title screen will appear.

5. When you see the **Super OFF ROAD, The BAJA™** logo screen, press START to activate the Game Select Screen.



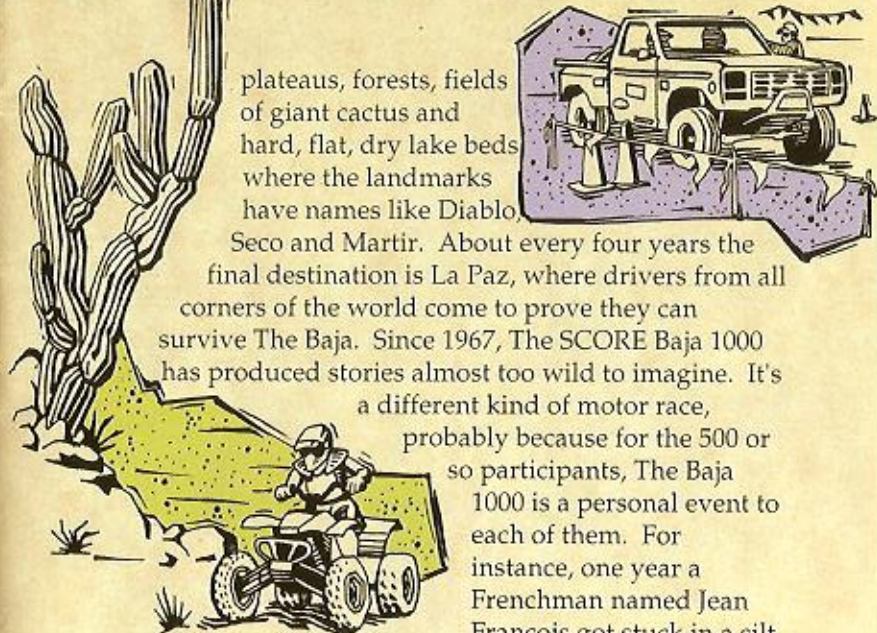


THE BAJA 1000

Apparently, as far back as the 1940's and 50's there were some American lunatics who liked to drive the length of the Baja Peninsula before there was any organized race. In 1962, Bud Ekins piloted his motorcycle from Tijuana to La Paz in 39 hrs 56 minutes. This was the first sprint that was documented. Consequently, a lot of folks then started trying to best Bud's time. Since these early days, Baja racing has grown into a big business with major manufacturers of off-road vehicles

vying for the prestige of surviving (and hopefully winning) The Baja 1000. The highway distance from

Ensenada to La Paz is slightly over 900 miles and for many years the race has actually been only about 700 miles. For the official race's 25th anniversary, sponsored by SCORE/HDRA, in November 1992, the course was marked out for a torturous 1,000+ miles. The Baja 1000 is the most prestigious off-road race in the world. It ranges all over the peninsula, starting in the quaint coastal resort of Ensenada. The racecourse winds through nearly 1,000 miles of blistering, hot and dusty deserts, mountain





plateaus, forests, fields of giant cactus and hard, flat, dry lake beds where the landmarks have names like Diablo

Seco and Martir. About every four years the final destination is La Paz, where drivers from all corners of the world come to prove they can survive The Baja. Since 1967, The SCORE Baja 1000 has produced stories almost too wild to imagine. It's a different kind of motor race,

probably because for the 500 or so participants, The Baja 1000 is a personal event to each of them. For instance, one year a Frenchman named Jean Francois got stuck in a silt bed. All around him were

mounds of dust covering the silent hulks of other vehicles that had been trapped in the same insidious powder. There wasn't another human to be seen on the horizon.

As he and his co-driver started to dig the car out, a small boy, about eight years old, seemingly came out of nowhere. He climbed onto the roof of the car to watch the digging. When they finished, the boy jumped off the roof into the silt and simply disappeared. The racers looked around, but he had vanished completely! There are so many bizarre stories about this race that, over the years, it has become epic. The Baja 1000... it's no Sunday drive!



IVAN STEWART BIOGRAPHY

Since entering the world of off-road in 1971, Ivan Stewart has earned unparalleled honors, including winning 11 Baja 500's; 7 Mint 400's; 5 SCORE World Championships; 5 SCORE Driver of the Year awards; and 3 driver's titles and a record 14 main event victories in stadium off-road racing. In total, the California veteran has posted 68 racing victories in his 21 year career! Ivan's passion for desert racing is evident through his list of accomplishments. Since his debut with Team Toyota in 1983, Stewart has been *unstoppable* in the desert, winning 6 Baja 500's, 5 Mint 400's, 2 Nevada 500's, 3 Gold Coast 300's and 4 SCORE World Championships! In 1990, Stewart put his name in the record books when he piloted his V-6 powered Toyota truck to 6 victories, becoming the first truck driver in the history of the SCORE and HDRA series to earn both the "Overall" title and the "Unlimited Class" championships! In addition to all of his record-breaking titles, Ivan has also become legendary because of his penchant for running The BAJA 1000, 15 hours of non-stop, dirt-churning, gravel grinding driving without a co-driver or a windshield! "I'll tell ya," quipped Stewart, "when you go down to Baja, it's not really a race, and this may sound corny, but it's an adventure. I've loved it for more than twenty years!"



IVAN STEWART'S BAJA HIGHLIGHTS

1992	1st Baja 500--Class 1, Overall	SCORE
1991	1st Baja 500--Class 1, Overall	SCORE
1990	1st Baja 500--Class 1, 2nd Overall	SCORE
1989	1st Baja 500--Class 1, 2nd Overall	SCORE
	2nd Baja 1000--Class 1	HDRA
1986	1st Baja 500--Class 1	SCORE
1985	2nd Baja 500--Class 1	SCORE
1984	1st Baja 500--Class 7	SCORE
1980	1st Baja 500--Class 8	SCORE
1976	1st Baja 500--Class 1, Overall	SCORE
	1st Baja 1000--Class 1	SCORE
1975	1st Baja 300--Class 1, Overall	SCORE
	1st Baja 500--Class 1, Overall	SCORE
	2nd Baja 1000-- Class 1	SCORE
1974	1st Baja 300--Class 2	BSC
	1st Baja 500--Class 2, Overall	SCORE
	1st Baja 500--Class 1	BSC
1973	1st Baja 300--Class 2	BSC




Event Sponsors:
 SCORE: SCORE International
 HDRA: High Desert Racing Association
 BSC: Baja Sports Committee



GAME SELECT

From the Game Select screen, choose the race you wish to run in. If you hit **START** without selecting a race, you'll find yourself running The Baja 1000. You also have the option to enter your password from a former race, pre-run any of the first 4 legs or go to Set-Up to modify the number of players, vehicle colors, etc. (Life is full of choices!) Using the control pad, scroll through the options and select your categories by pushing **START**.



PASSWORD

If you select **PASSWORD** from the game select menu, you will be presented with 2 lines of 14 zeros on the screen. Use the control pad to move and the select buttons (A,B,X or Y) to change the zeros to your previously recorded 28 digit password. After entering your password, push **START**. You will then return to the point in the game where you left-off.



The **PASSWORD** will automatically be presented on the screen at the following points:

1. At the end of The Mexico 250 (CAMALU)
2. Halfway through The Ensenada 500 (CAMALU)
3. At the end of The 500 (GUERRERO NEGRO)
4. One quarter through The Baja 1000 (CAMALU)
5. Halfway through The 1000 (GUERRERO NEGRO)

Hey, we even gave you a place at the back of this book to write down your passwords. Do it.



GAME SET-UP


The Game Set-Up Screen will appear every time you choose SET-UP from the main menu (Game Select). Use it to customize game play. Scroll up or down through the selections with the control pad.

Toggle the choices on each line with the A,B,X or Y buttons. The choices that are left on screen when you push START will be the parameters with which the game is played. Did you get that?

DIFFICULTY: (Beginner, Intermediate or Expert)

Choose from 3 levels of difficulty by using the control pad to illuminate "Difficulty" and the A,B,X or Y buttons to cycle through the levels.

MUSIC: On or Off. If you're playing this game when you're supposed to be doing something else, "Music Off" might be the smart move...



PLAYER: Select 1 or 2. Both players in 2-Player mode must play at the same difficulty level.

One Player - against Ivan Stewart

Two Player - against another person

Either option will include the complete field of drivers. When you are driving in the 2-Player mode, Player 1 will run each leg alone. During Player 2's run, the "ghost image" of Player 1's vehicle will appear on the course. It will perform the same way it did during Player 1's run, including picking up bonus objects, when the "ghost vehicle" is visible on the screen.

Vehicle Color: Cycle through the 6 vehicle colors and select one. Player 2 may select one of the remaining 5 colors. Don't fight about it. All vehicles are equal at the start - bragging rights come later, after you prove yourself!

Player Initials: Cycle through the alphabet and select 3 initials. (Move sideways from first to third initial with the control pad left-right lever).

PRE-RUN

The Pre-Run option will allow you to check-out any of the first 4 legs of the race. Scroll through the legs using the Control Pad. When you find a leg you want to challenge, press START. Your vehicle will then appear on the starting line of the selected leg. When you've finished your pre-run, the stats will come up. Push START and the Game Select screen will appear. You can then choose to start a race or pre-run another leg. This option is also useful for those of you who are afraid of the "real thing" and want to avoid the race altogether - you can pre-run all day long...



LEG SELECTION

Forty Miles of Bad Road? Forget about it...there are 8 legs to The BAJA 1000! 8 segments of the most in-your-face terrain on the planet! You can choose any of the first 4 segments to pre-run and you may pre-run as many times as you wish. In the 2-Player mode, both players must pre-run the same leg sequentially. Once you feel confident with your pre-run, you may want to go all the way from Ensenada to La Paz. This is the real BAJA...1,000 miles of bone-jarring rocks, dust and heat!

RACES

MEXICO
250

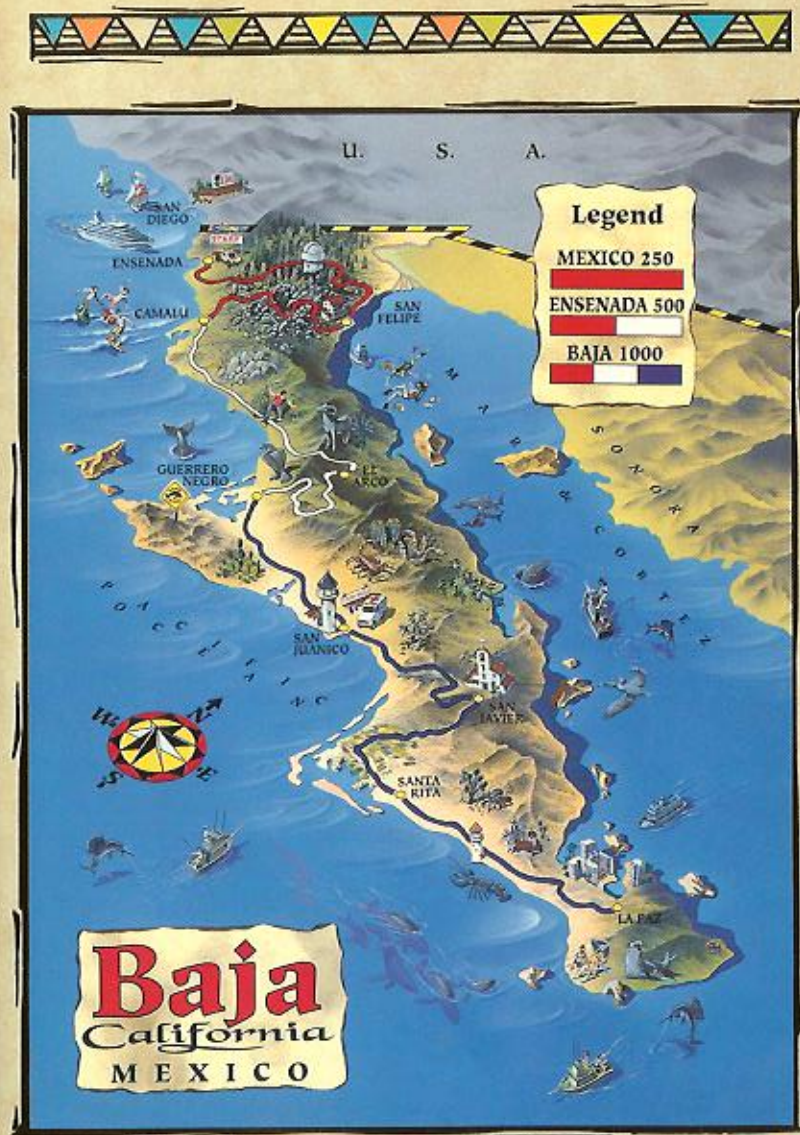
ENSENADA
500

BAJA 1000

LEGS

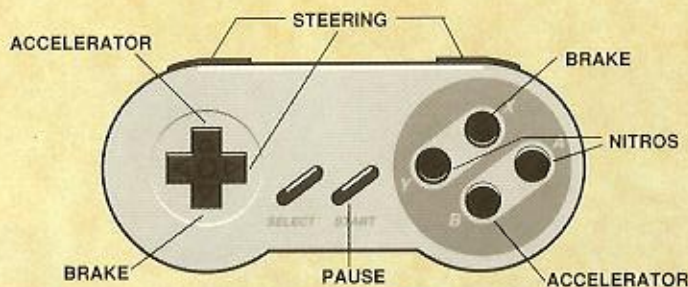
1. Ensenada to San Felipe
2. San Felipe to Camalu
3. Camalu to El Arco
4. El Arco to Guerrero Negro
5. Guerrero Negro to San Juanico
6. San Juanico to San Javier
7. San Javier to Santa Rita
8. Santa Rita to La Paz

No matter which race you pick, you will be shown the LEG SELECTION screen where you'll see a map of Baja, the title of the next leg and Ivan's racing tip for the segment. If you've already run the entire race, you can toggle through the legs to re-run any one of them out of order. Check out Ivan's hints - the guy knows what he's talking about! Hit START and get ready to bounce your teeth loose!



VEHICLE CONTROLS


Check it out - there are several controls to make your driving easier. The START button will pause the driving action, but will not halt the time clock in the Pit Stop. We are also giving you a gift - you start the game with 25 Nitros!



Dashboard: The dashboard at the bottom of the driving screen gives information about the condition of your vehicle and how well you're doing. The long bar gauge at the top shows your **distance**. The long bar gauge underneath it shows the **damaging hits** to your vehicle from impacting obstacles (trees, rocks, animals) and from hitting the road too hard. Drive fast, but don't act the fool and allow your damage bar to get ahead of your distance bar!



Additionally, small **warning lights** on the left will advise you of the specific type of damage you are incurring (tires, brakes, etc.) The **RPM/MPH gauge** shows current speed & RPM's. Notice that your speed is best **ON THE ROAD**. The **Nitro window** shows remaining Nitros. The **Rank window** displays position in the race. Don't be confused by the crowd of drivers in your face, your position is determined by who's in front of you and who is in back of you. The **dashboard clock** actually begins to run the moment you are in the Pit Stop so decide quickly and get outta there!



Ivan Stewart's Special Unlimited TOYOTA Desert Race Vehicle

FUEL TANK: 35 GAL CAPACITY,
ALUMINUM WITH 4" DIAMETER
FILL TUBE
108 OCTANE
TRICK GASOLINE
MIXTURE

ENGINE: TOYOTA 6 CYL, 12 VALVE V6
300 HP OVERHEAD CAM, FUEL
INJECTED, MID-CHASSIS MOUNTED

ROLL CAGE: 2" diam. 4130 CHROME
MOLY AIRCRAFT STEEL

LIGHTS: (6) 130-WATT
HALOGEN PIAA.
ILLUMINATION
DISTANCE: 2500 ft

SPARE TIRE:
35 -12.50X15
BF GOODRICH,
REAR
SPACE FRAME
MOUNT

BRAKES: AP 11.5"
diam. DISC TYPE

CHASSIS: TOYOTA SINGLE SEAT
UNLIMITED CLASS WITH
QUICK-RELEASE FIBERGLASS
BODY PANELS.


WHEELBASE: 120"
WEIGHT: 4200 LBS.
CLEARANCE: 17"

SUSPENSION:
FULLY
INDEPENDENT
TORSION BAR

SEAT: SINGLE BUCKET,
CENTER MOUNTED

SHOCKS: BILSTEIN NITROGEN-
CHARGED (2 per FRONT WHEEL,
3 per REAR WHEEL) ALLOWING
TIRES 19" VERTICAL TRAVEL

TIRES: 35" diam., 12.50 X 15
BF GOODRICH STEEL BELTED RADIALS
ON 8" ALUMINUM ULTRA WHEELS WITH
ALUMINUM KNOCK OFF HUBS



THE PIT STOP

Before each leg of a race, you will hit the **PIT STOP**. Here you will be able to outfit your vehicle for the particular hazards ahead. Word up: pay attention to Ivan's advice. He's been there and he knows what you'll need. Just like on "Ivan Stewart's Super Unlimited Toyota Desert Truck", you can acquire features like: **Nitros**, spare **Tires**, better **Brakes**, improved **Shocks**, **Lights** or a larger **Engine**.



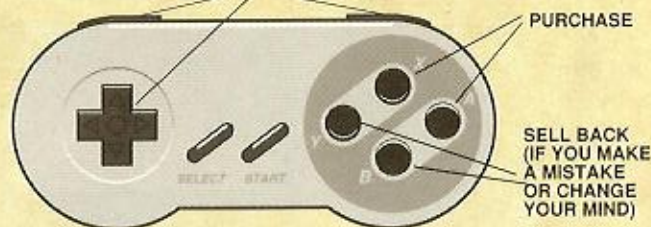
PIT STOP ACCESSORIES

ITEM	COST
Nitros	\$1,000 (\$1K)
Brakes	\$4,000 (\$4K)
Tires	\$5,000 (\$5K)
Shocks	\$6,000 (\$6K)
Lights	\$7,000 (\$7K)
Engine	\$9,000 (\$9K)

Don't rush it, the Pit Stop will not appear until **after** the first leg has been run by both players. Thereafter, you'll pull in **before** each leg so you can get the equipment you'll need for the coming race segment. Don't mess around - get outta there quickly because the clock is running and it adds unwanted seconds to your time. (What?! You spent all your time *shopping*?!) When you're finished wandering around in the Pit Stop, hit **START** and get ready to leave your buddies in the dust!



SCROLL THROUGH ACCESSORIES



Besides earning Bonus Money at the end of a leg, you can also grab big bucks to use in the Pit Stop by nailing the money bags you will see along the racecourse. As you collect more bags, the amount of money in each will progressively increase. Also, you can avoid spending all your hard-earned dollars on Nitros if you're good and fast enough to collect them along the racecourse! Coordination counts on these moves...



START THE RACE

Once you burn rubber out of the Pit Stop, each leg will start automatically. You will see your vehicle at the start line, the flagman will wave the green flag and there will be 3 beeps. (HINT: Press "B" and hold between the 2nd and 3rd beep and you can leave the others in the dust!) Stay on the road/path to keep your speed up and make the best time. (See DASHBOARD on page 15.) At the beginning of the first leg, you'll find yourself near the back of the pack. Don't pitch a fit 'cos after that your starting position is determined by your overall standing. Each vehicle starts the race a couple of seconds apart, so watch out - even though you may cross the finish line first, some of your opponents can still have quicker leg times!



PENALTIES

Even though you're drivin' to win, you would be wise to check-out what's in front of you! Avoid hitting Quad Riders, Spectators and Animals. Not only do they damage your vehicle, they also cause big penalty fines. Besides that, it's not very sporting of you... Look out for these Penalties:

OBJECT	YOU LOSE
Quad Rider	\$3,000 (\$3K)
Animals	\$5,000 (\$5K)
People	\$10,000 (\$10K)



STATISTICS / SCORING

At the end of each leg (both players are finished) the stats screen will appear to show you how well you did time wise and how much bonus money you picked up. What a concept! You will also see a cumulative lapsed time for the race you are running. These times will be stored in the data base as long as the power is ON.

LEG 1: SAN FELIPE				
RANK	PLAYER	BEST TIME	BONUS	LEG TIME
1	BRI	2:57	\$100K	2:57
2	FVN	2:57	\$95K	2:57
3	CMG	3:01	\$92K	3:01
4	JK	3:03	\$90K	3:03
5	JPN	3:06	\$89K	3:06

BONUS MONEY

OVERALL POSITION

BONUS MONEY

1st Place	\$100,000 (\$100K)
2nd Place	\$95,000 (\$95K)
3rd Place	\$92,000 (\$92K)
4th Place	\$90,000 (\$90K)
5th Place	\$89,000 (\$89K)

NOTE: Bonus Money decreases in \$1,000 increments for each position after 5th Place, i.e., 6th Place is awarded \$88,000 and so on - get the picture?



TOW TRUCK SCREEN


If you try drivin' like some cabbie in New York City (NEW YORK CITY?!) you'll see the damage bar go off the charts and you'll wreck your vehicle. That's too bad, 'cos it's a long walk home from *anywhere* in Baja. And the tow truck is just for your vehicle, not for your sorry bones!



BEST TIMES SCREEN



The Best Times screen shows the times for the race that has just been run. In the 2-Player mode, your times, your opponent's and the best computer time will be displayed.



TROPHY SCREEN

The trophy screen will appear at the end of an entire race. Even if you do poorly and come in last, (Dude, even finishing this race gives you bragging rights!) you will be at the awards ceremony. But you must complete the whole 8 legs without breaking down. It's tough, but it's worth it! Good luck and go for the gusto!

